



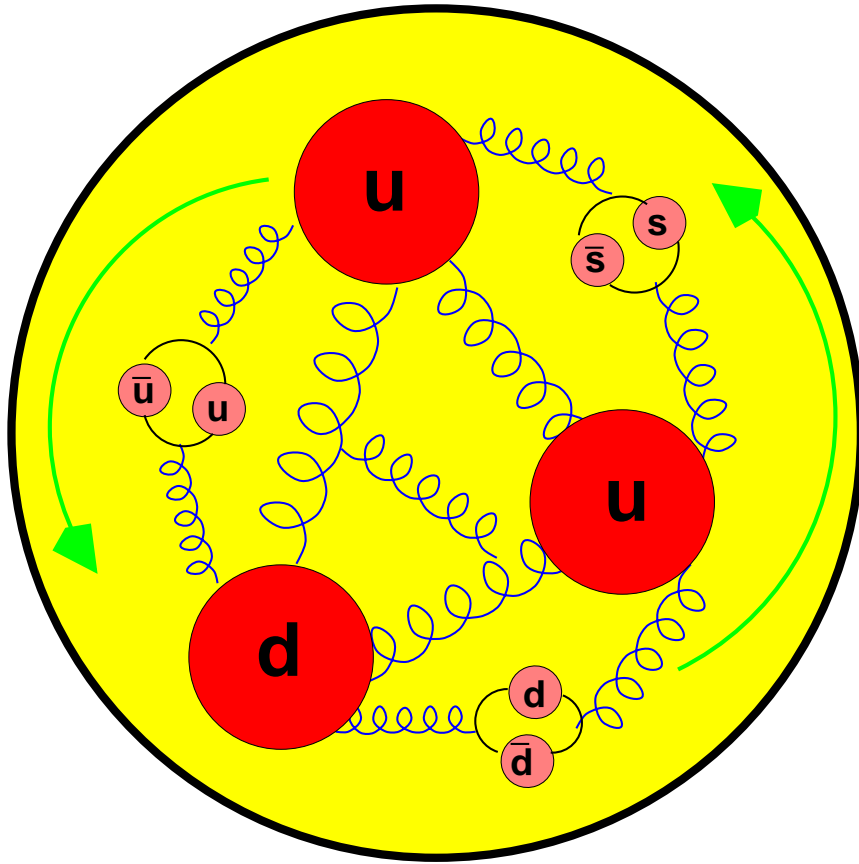
Inclusive spin-dependend asymmetry A_1^d



*D.Peshekhonov, JINR
on behalf of the COMPASS Collaboration*

Outline of the talk

- Introduction
- The COMPASS Experiment
- The Measurement of the Inclusive Asymmetry A_1^d
- The status of the Semi-Inclusive Asymmetry analysis
- Conclusion



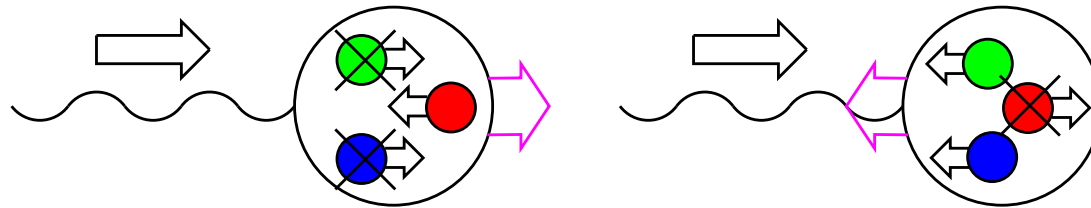
$$S_N = \frac{1}{2} = \frac{1}{2} \Delta\Sigma + \Delta G + L_q + L_g$$

$$\Delta\Sigma = \Delta u + \Delta\bar{u} + \Delta d + \Delta\bar{d} + \Delta s + \Delta\bar{s}$$

$$\Delta q = q^{\uparrow\uparrow} - q^{\uparrow\downarrow} \quad q = q^{\uparrow\uparrow} + q^{\uparrow\downarrow}$$

Polarised deep inelastic scattering

- Photoabsorbption:



$$\sigma^{\uparrow\uparrow} = \sum_q e_q^2 (q^{\uparrow\downarrow} + \bar{q}^{\uparrow\downarrow}) \quad \sigma^{\uparrow\downarrow} = \sum_q e_q^2 (q^{\uparrow\uparrow} + \bar{q}^{\uparrow\uparrow})$$

- γ -nucleon asymmetry:

$$A_1 = \frac{\sigma^{\uparrow\downarrow} - \sigma^{\uparrow\uparrow}}{\sigma^{\uparrow\downarrow} + \sigma^{\uparrow\uparrow}} = \frac{\sum_q e_q^2 (q^{\uparrow\uparrow} - q^{\uparrow\downarrow} + \bar{q}^{\uparrow\uparrow} - \bar{q}^{\uparrow\downarrow})}{\sum_q e_q^2 (q^{\uparrow\uparrow} + q^{\uparrow\downarrow} + \bar{q}^{\uparrow\uparrow} + \bar{q}^{\uparrow\downarrow})} = \frac{\sum_q e_q^2 (\Delta q + \Delta \bar{q})}{\sum_q e_q^2 (q + \bar{q})}$$

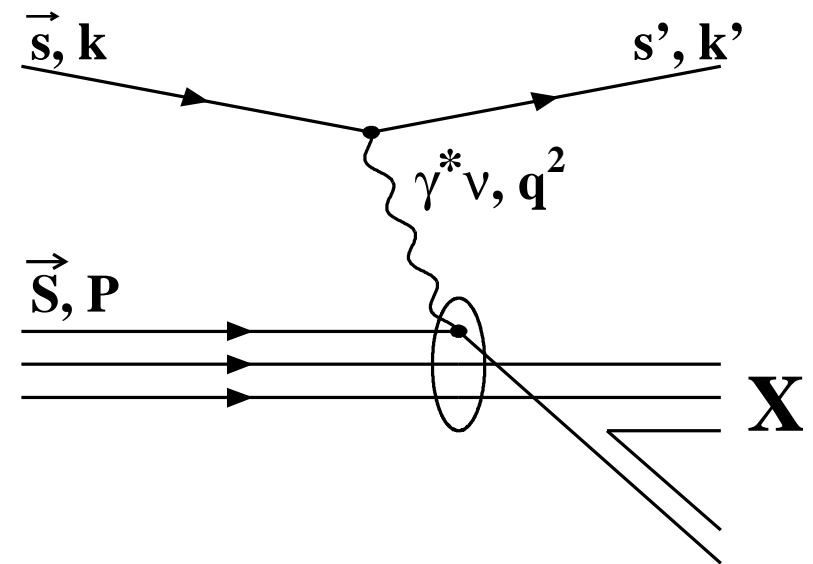
Inclusive Asymmetry A_1

- **Inclusive DIS:**
 - Detection of μ and μ'
 - Hadronic final state unobserved
- μ - nucleon asymmetry:

$$A_{\mu N} = \frac{1}{P_t f P_b} \left(\frac{N_{\uparrow\downarrow} - N_{\uparrow\uparrow}}{N_{\uparrow\downarrow} + N_{\uparrow\uparrow}} \right)$$

- γ - nucleon asymmetry:

$$A_1 = \frac{A_{\mu N}}{D} = \frac{\Sigma e_q^2 (\Delta q + \Delta \bar{q})}{\Sigma e_q^2 (q + \bar{q})}$$

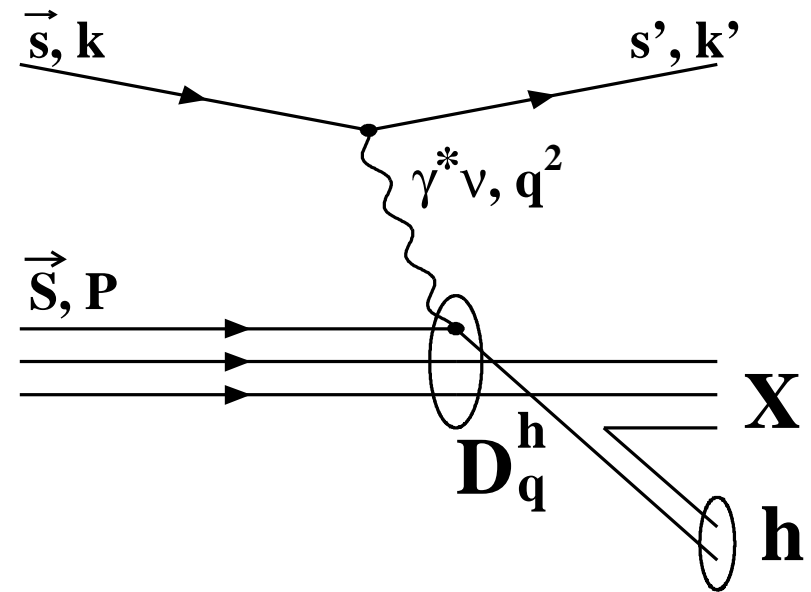


- Δq and $\Delta \bar{q}$ can not be separated

Semi-Inclusive Asymmetries

- **Semi-inclusive Measurement:**

- Detection of μ and μ'
- Plus at least one hadron h
- Fragmentation independent of scattering
- Fragmentation function: $D_q^h(z)$ with $z = \frac{E_h}{\nu}$



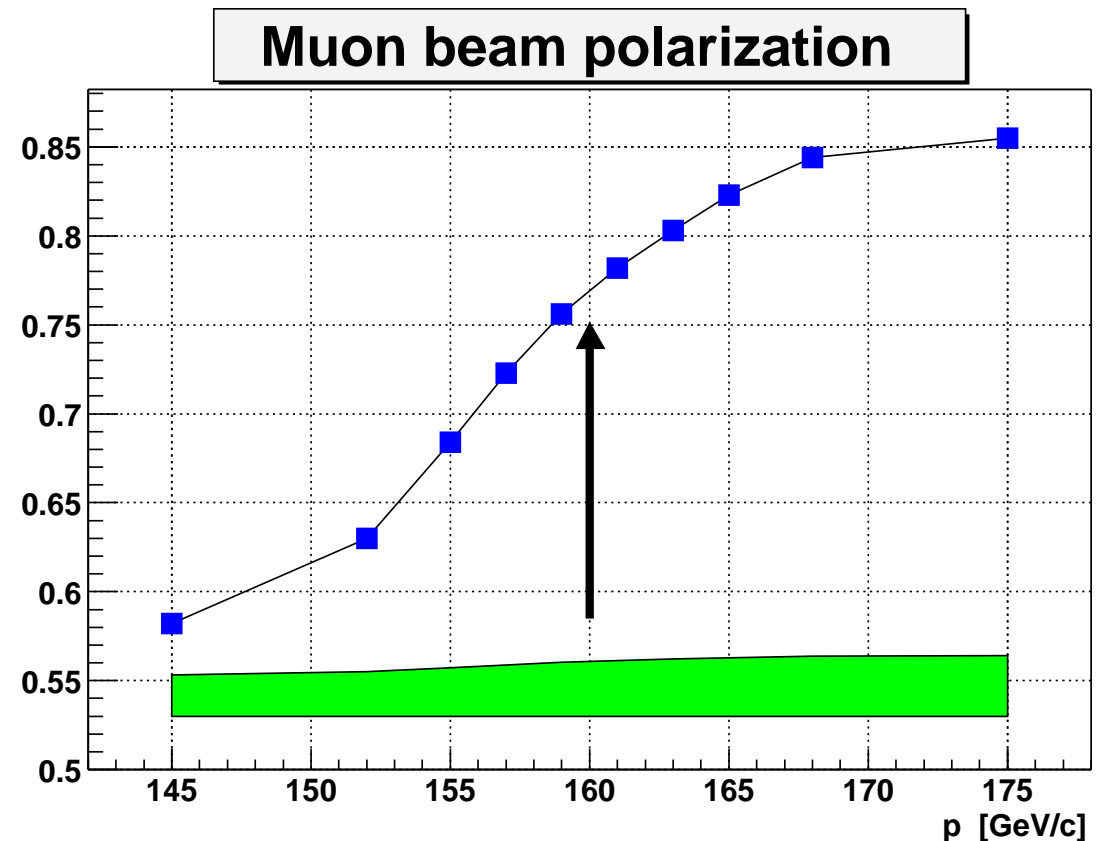
- **Asymmetries:**

$$A_1^h = \frac{1}{P_t f P_b D} \left(\frac{N_{\uparrow\downarrow}^h - N_{\uparrow\uparrow}^h}{N_{\uparrow\downarrow}^h + N_{\uparrow\uparrow}^h} \right) = \frac{\sum_q e_q^2 (\Delta q(x) \int D_q^h(z) dz + \Delta \bar{q}(x) \int D_{\bar{q}}^h(z) dz)}{\sum_q e_q^2 (q(x) \int D_q^h(z) dz + \bar{q}(x) \int D_{\bar{q}}^h(z) dz)}$$

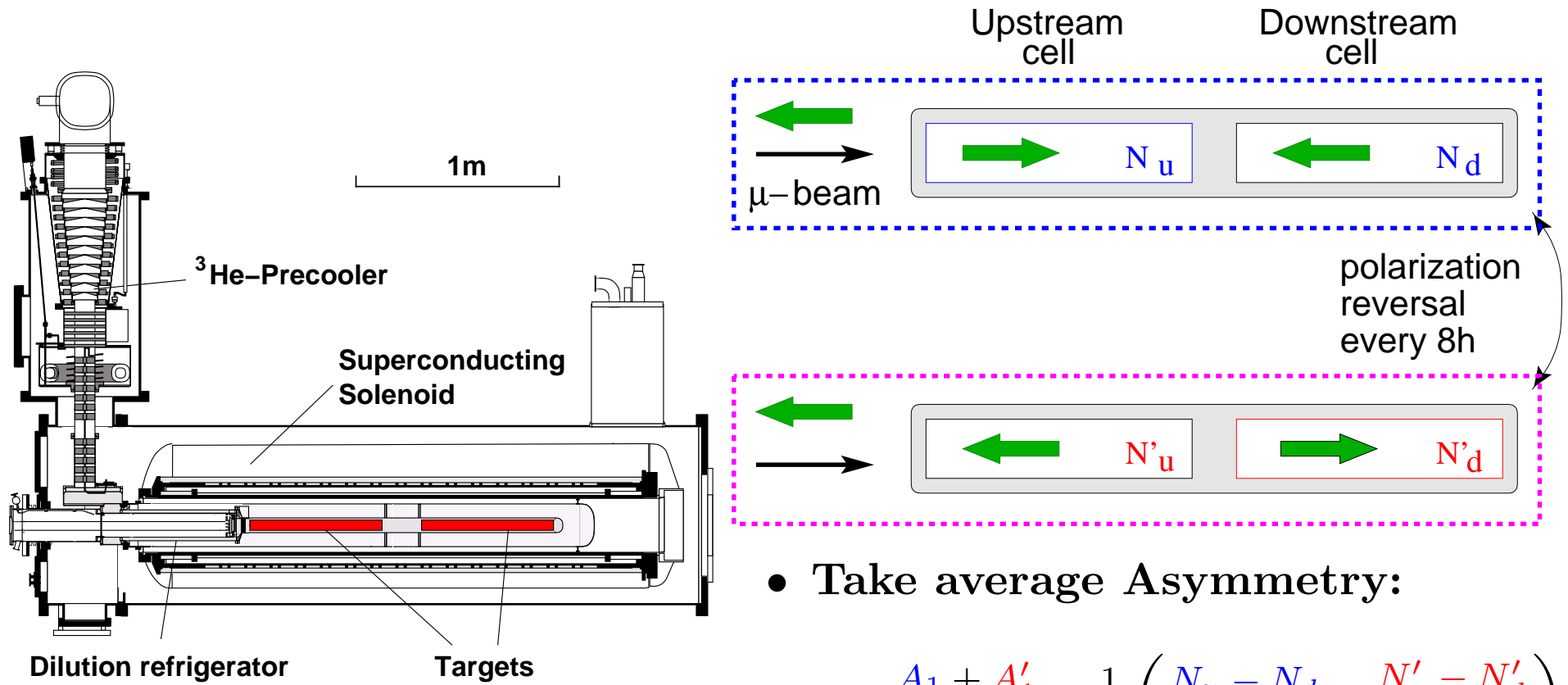
- since $D_q^h \neq D_{\bar{q}}^h$ quarks and anti-quarks can be separated
- $\Delta u, \Delta \bar{u}, \Delta d, \Delta \bar{d}, \Delta s, \Delta \bar{s}$ separation possible

Polarised Muon Beam

- M2 muon beam line of the CERN SPS
- μ^+ Energy 160 GeV
- Intensity $2 \cdot 10^8 \mu/\text{Spill}$
- Polarisation $\approx 76\%$



Polarised Target

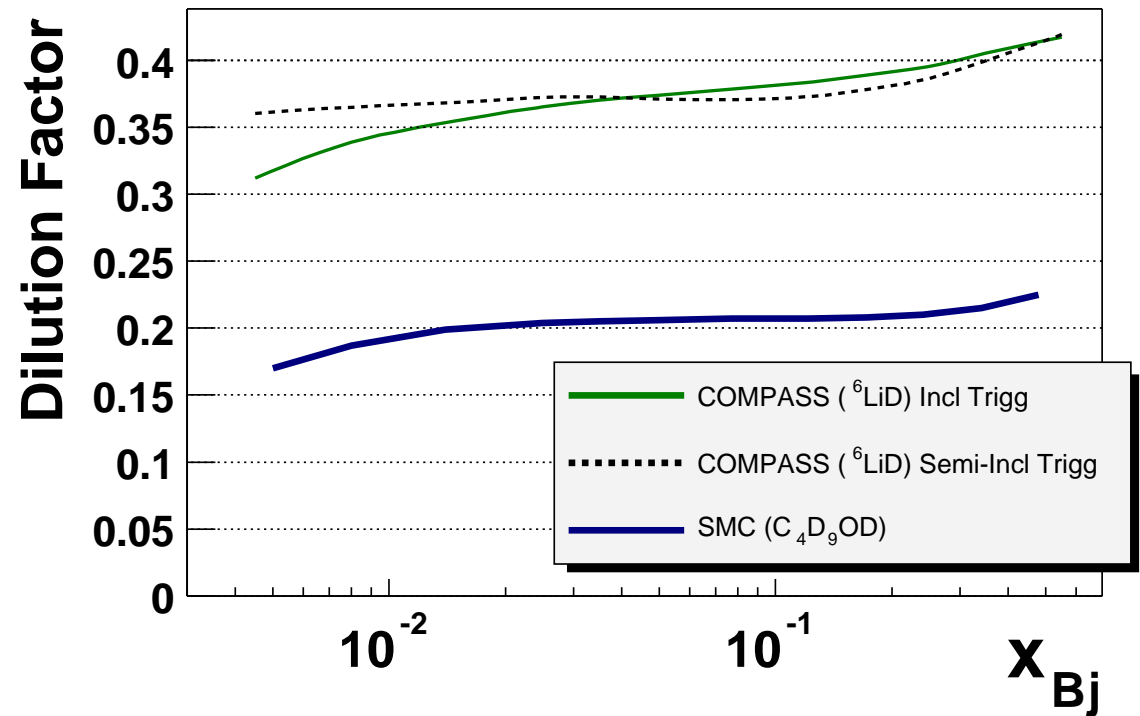


$$A = \frac{A_1 + A'_1}{2} = \frac{1}{2} \left(\frac{N_u - N_d}{N_u + N_d} - \frac{N'_u - N'_d}{N'_u + N'_d} \right)$$

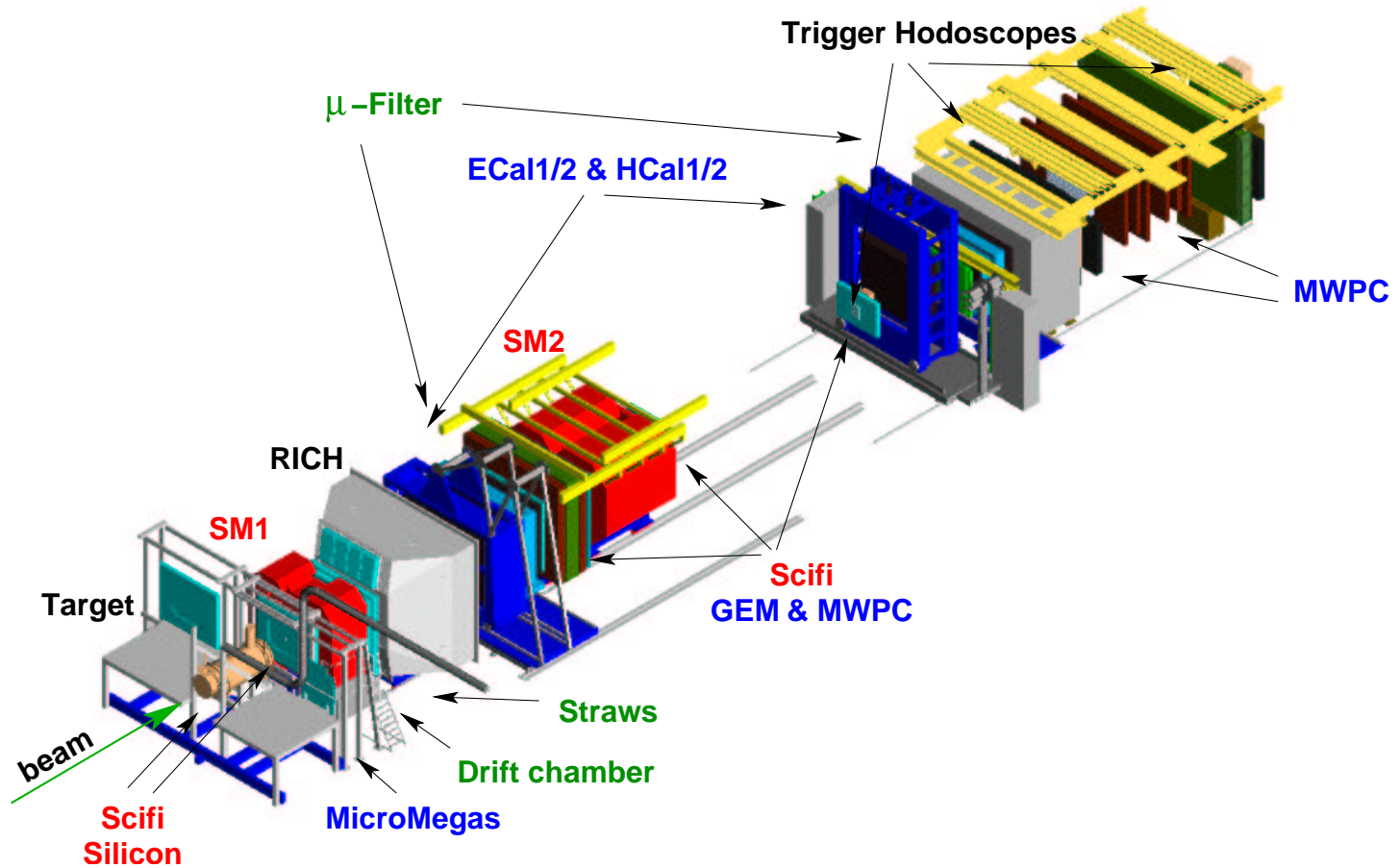
•Polarisation: $\approx 50\%$

•Target material: ${}^6\text{LiD}$
 $({}^6\text{LiD} \approx 2D + 1\alpha)$

$$f = \frac{n_d\sigma_d}{n_d\sigma_d + \sum_A n_A\sigma_A} \approx 0.4$$



The COMPASS Spectrometer



The Inclusive Measurement

$$A_1 = \frac{1}{2} \cdot \frac{1}{P_t f P_b D} \cdot \left(\frac{N_u - N_d}{N_u + N_d} - \frac{N'_u - N'_d}{N'_u + N'_d} \right)$$

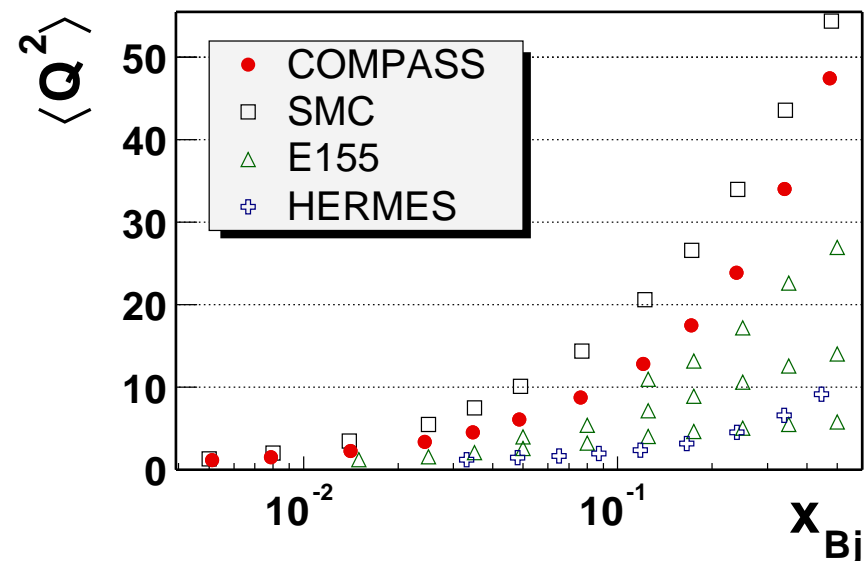
Event Selection

- **General cuts**

- Primary Vertex is in the Target and has beam μ and μ'
- Beam μ would have passed both target cells
- μ' is in the trigger hodoscopes

- **Kinematic cuts**

- $140 \text{ GeV} < E_\mu < 180 \text{ GeV}$
- $Q^2 > 1 \text{ (GeV/c)}^2$
- $0.1 < y < 0.9$



Statistics available for the A_1 analysis:

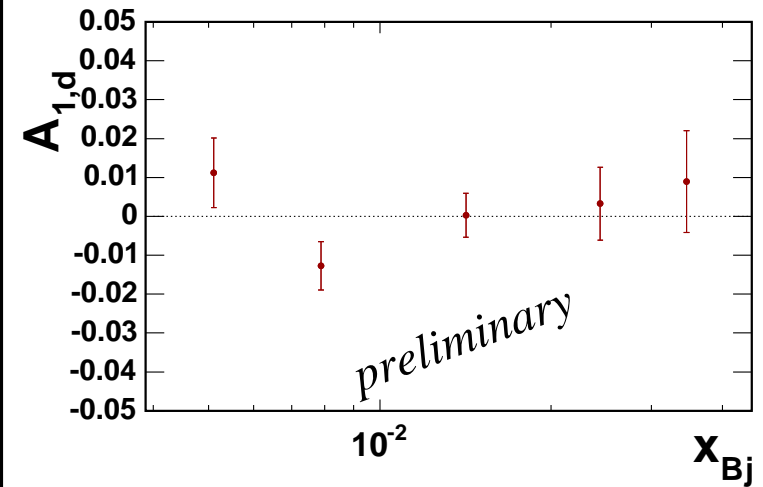
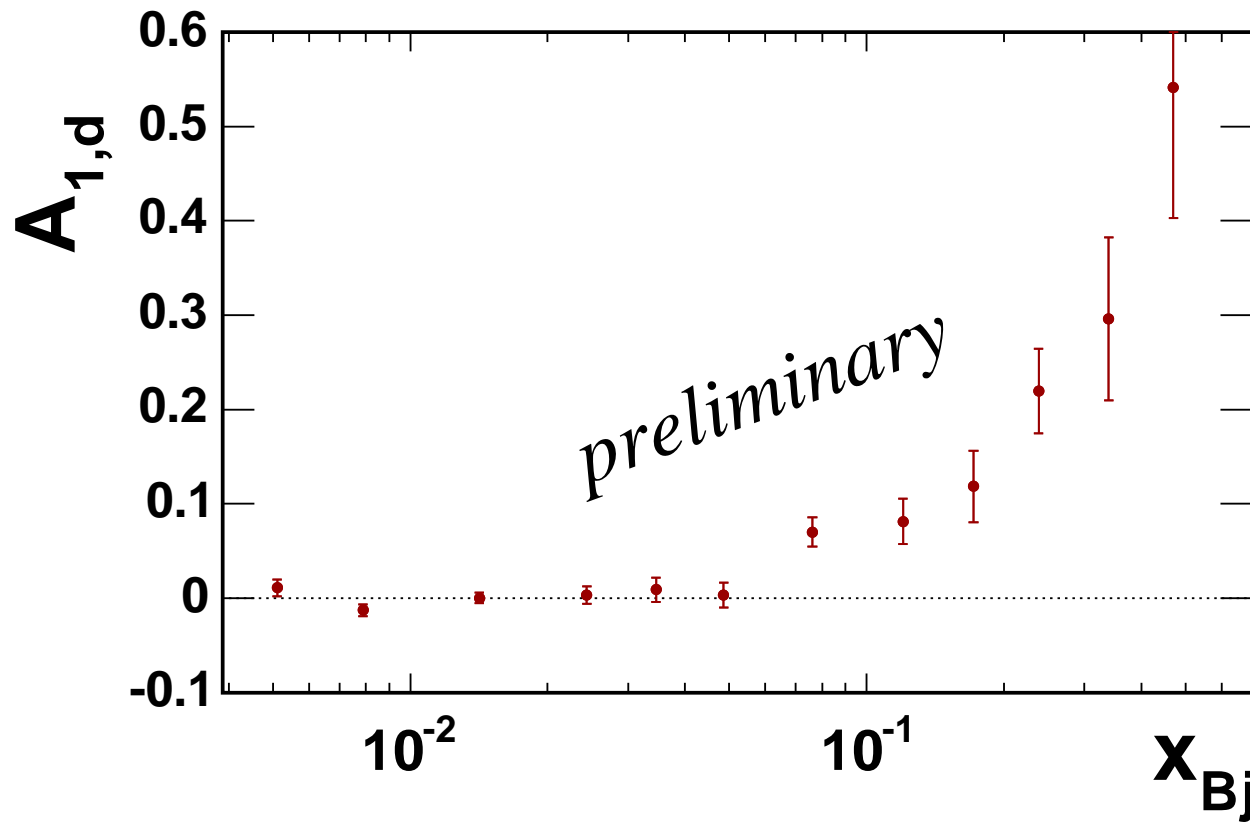
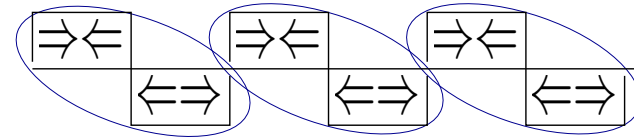
2002: $10.1 \cdot 10^6$ evs

2003: $24.4 \cdot 10^6$ evs

Total: $34.5 \cdot 10^6$ events

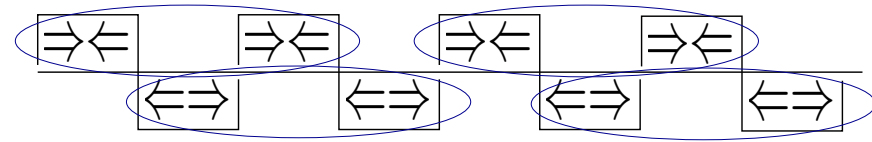
Asymmetry A_1^d

- Combining Data



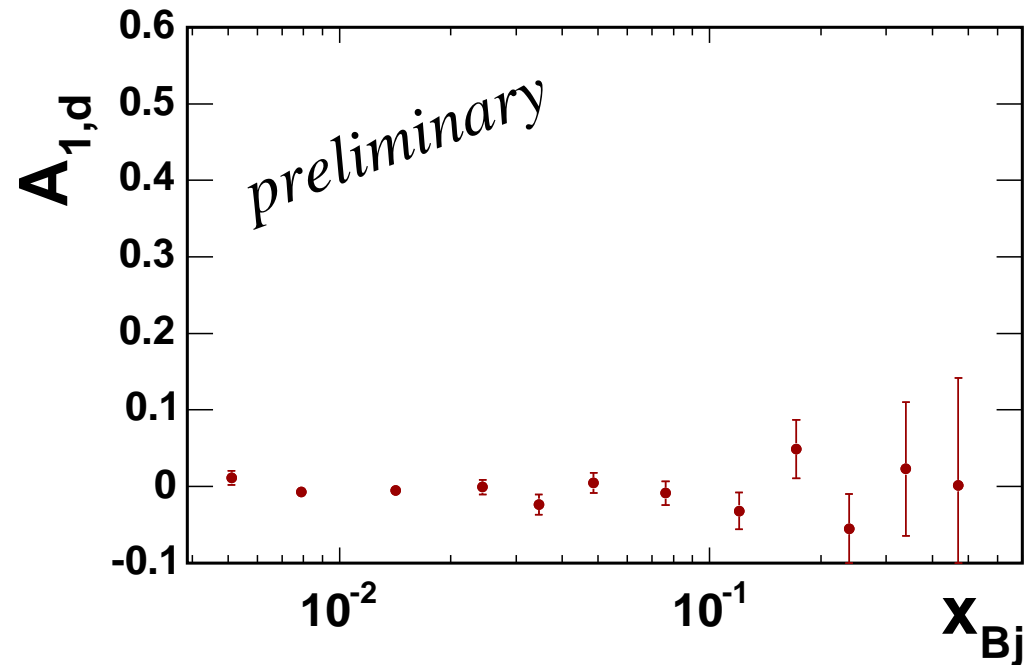
Systematic sources:

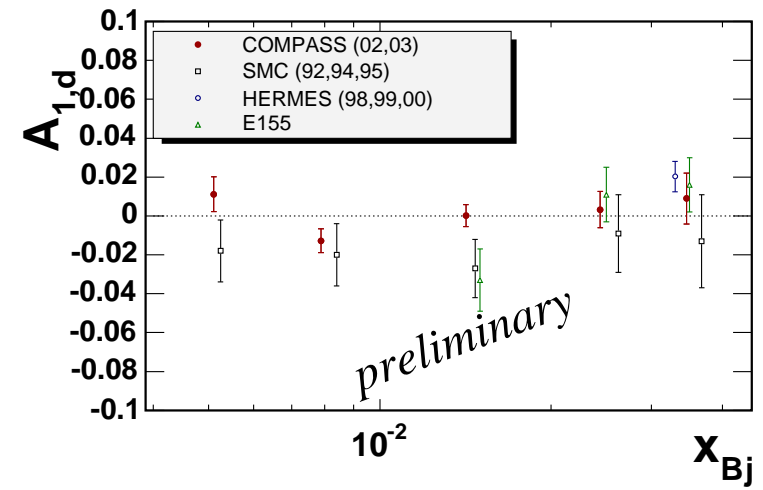
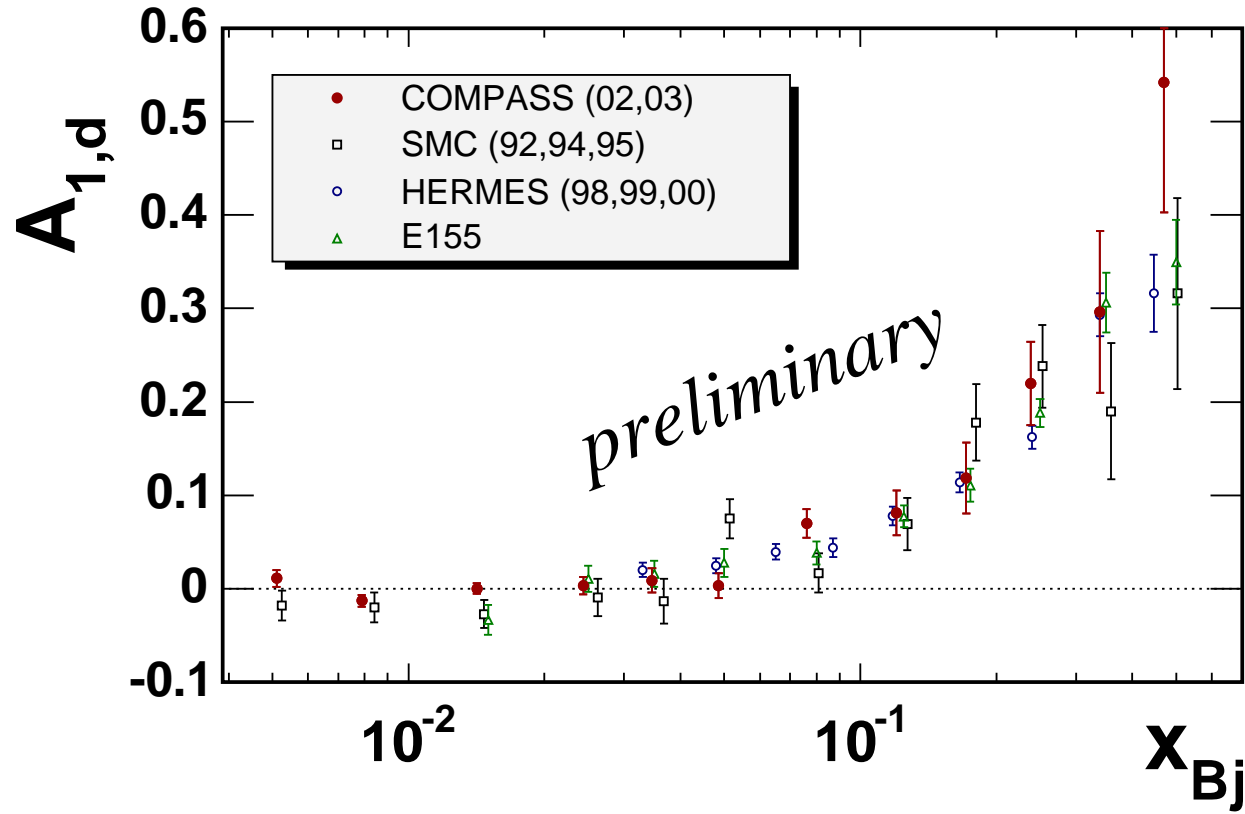
ΔP_t	ΔP_b	Δf	ΔD
5 %	3 %	5 %	< 5%



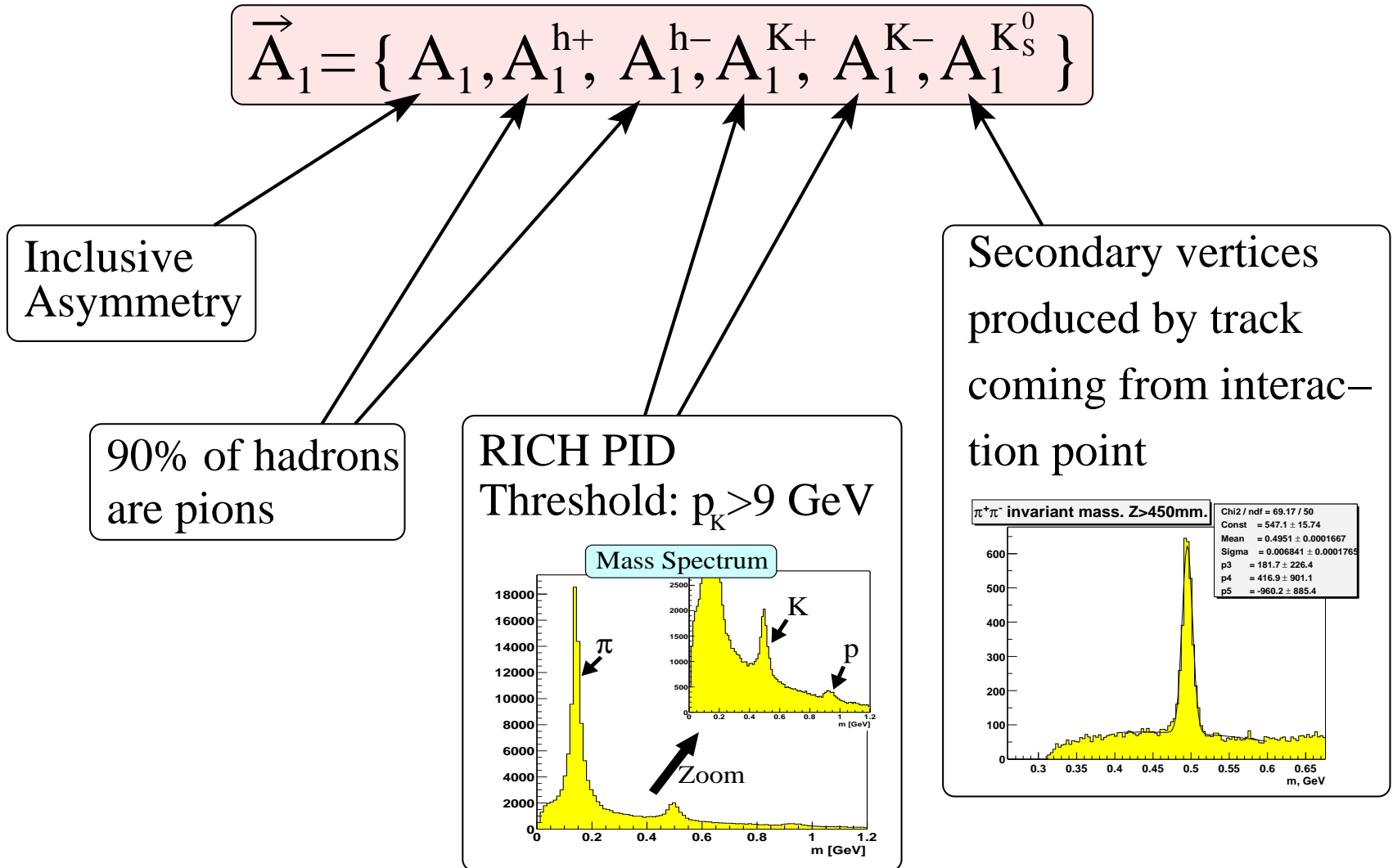
False Asymmetries:

- **Data**
 - fake configuration A_1
 - different Microwave Setting A_1
 - different subsample setting A_1
- **Monte-Carlo**
 - due to efficiency fluctuation

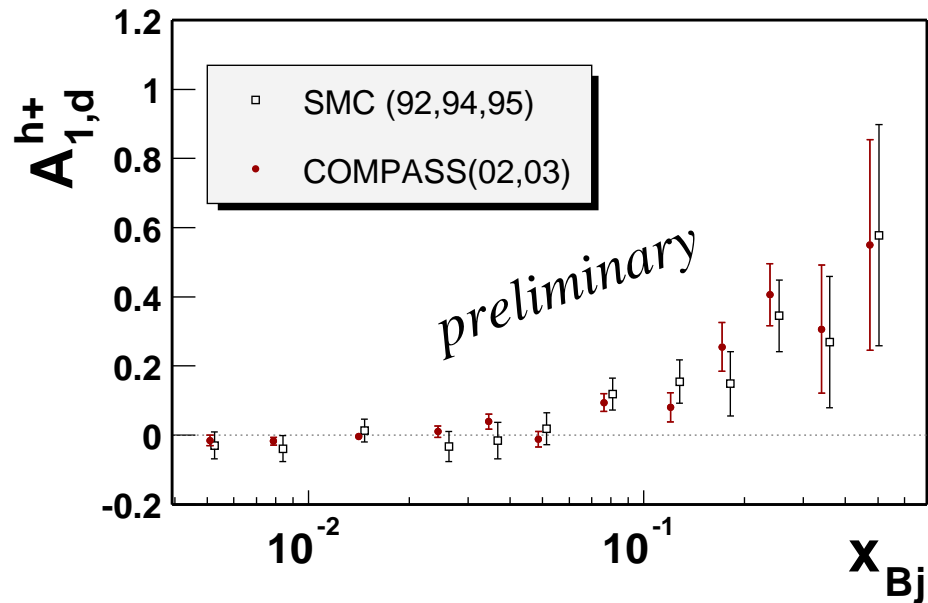




Status of the Semi-Inclusive Asymmetries

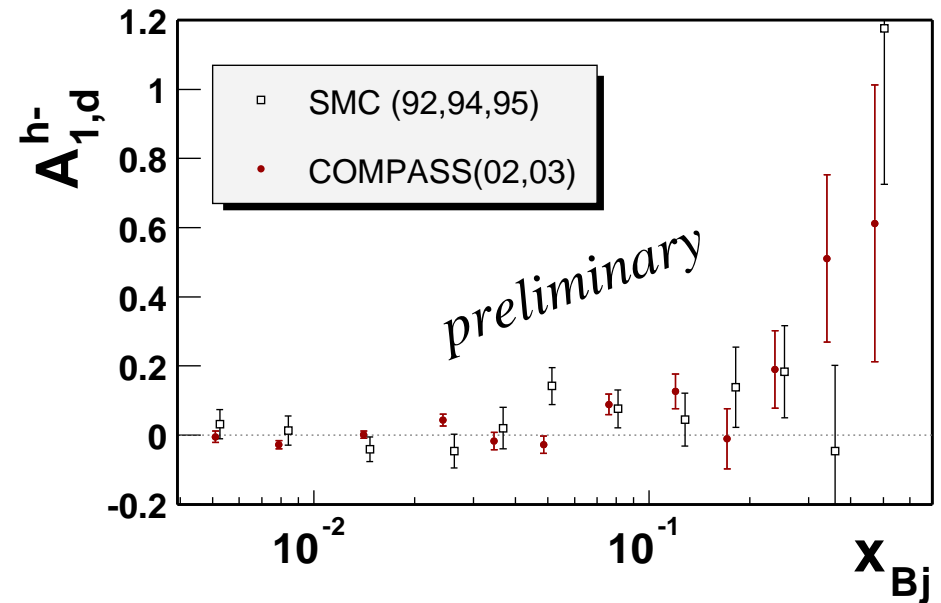


Status of the Semi-Inclusive Asymmetries



h+ events

$11.15 \cdot 10^6$



h- events

$9.2 \cdot 10^6$

Conclusion

- New result on A_1 from 2002-2003 data
- $34.5 \cdot 10^6$ events at $Q^2 > 1 \text{ (GeV/c)}^2$
- Good accuracy for $x < 0.1$
- Determination of the systematic errors in progress
- The analysis of the semi-inclusive asymmetries is in progress
- More statistics will come