

CERN-EP-2018-016  
09 February 2018

## Transverse Extension of Partons in the Proton probed by Deeply Virtual Compton Scattering

The COMPASS Collaboration

### Abstract

We report on the first measurement of exclusive single-photon muoproduction on the proton by COMPASS using 160 GeV/c polarized  $\mu^+$  and  $\mu^-$  beams of the CERN SPS impinging on a liquid hydrogen target. We determine the dependence of the average of the measured  $\mu^+$  and  $\mu^-$  cross sections for deeply virtual Compton scattering on the squared four-momentum transfer  $t$  from the initial to the final proton. The slope  $B$  of the  $t$ -dependence is fitted with a single exponential function, which yields  $B = (4.3 \pm 0.6_{\text{stat}} \pm 0.3_{\text{sys}}) (\text{GeV}/c)^{-2}$ . This result can be converted into an average transverse extension of partons in the proton,  $\sqrt{\langle r_{\perp}^2 \rangle} = (0.58 \pm 0.04_{\text{stat}} \pm 0.02_{\text{sys}}) \text{fm}$ . For this measurement, the average virtuality of the photon mediating the interaction is  $\langle Q^2 \rangle = 1.8 (\text{GeV}/c)^2$  and the average value of the Bjorken variable is  $\langle x_{\text{Bj}} \rangle = 0.056$ .

PACS: 12.38.-t, 13.40.Gp, 13.60.Fz, 13.60.Hb, 14.20.Dh, 24.85.+p

*(to be submitted to Phys. Rev. Lett.)*

## The COMPASS Collaboration

R. Akhunzyanov<sup>7</sup>, M.G. Alexeev<sup>25</sup>, G.D. Alexeev<sup>7</sup>, A. Amoroso<sup>25,26</sup>, V. Andrieux<sup>28,20</sup>, N.V. Anfimov<sup>7</sup>, V. Anosov<sup>7</sup>, A. Antoshkin<sup>7</sup>, K. Augsten<sup>7,18</sup>, W. Augustyniak<sup>29</sup>, A. Austregesilo<sup>15</sup>, C.D.R. Azevedo<sup>1</sup>, B. Badetek<sup>30</sup>, F. Balestra<sup>25,26</sup>, M. Ball<sup>3</sup>, J. Barth<sup>4</sup>, R. Beck<sup>3</sup>, Y. Bedfer<sup>20</sup>, J. Bernhard<sup>12,9</sup>, K. Bicker<sup>15,9</sup>, E. R. Bielert<sup>9</sup>, R. Birsa<sup>24</sup>, M. Bodlak<sup>17</sup>, P. Bordalo<sup>11,a</sup>, F. Bradamante<sup>23,24</sup>, A. Bressan<sup>23,24</sup>, M. Büchele<sup>8</sup>, E. Burtin<sup>20</sup>, V.E. Burtsev<sup>27</sup>, W.-C. Chang<sup>21</sup>, C. Chatterjee<sup>6</sup>, M. Chiosso<sup>25,26</sup>, I. Choi<sup>28</sup>, A.G. Chumakov<sup>27</sup>, S.-U. Chung<sup>15,b</sup>, A. Cicuttin<sup>24,c</sup>, M.L. Crespo<sup>24,c</sup>, S. Dalla Torre<sup>24</sup>, S.S. Dasgupta<sup>6</sup>, S. Dasgupta<sup>23,24</sup>, O.Yu. Denisov<sup>26,#</sup>, L. Dhara<sup>6</sup>, S.V. Donskov<sup>19</sup>, N. Doshita<sup>32</sup>, Ch. Dreisbach<sup>15</sup>, W. Dünneweber<sup>d</sup>, R.R. Dusaev<sup>27</sup>, M. Dziewiecki<sup>31</sup>, A. Efremov<sup>7,w</sup>, P.D. Eversheim<sup>3</sup>, M. Faessler<sup>d</sup>, A. Ferrero<sup>20,#</sup>, M. Finger<sup>17</sup>, M. Finger jr.<sup>17</sup>, H. Fischer<sup>8</sup>, C. Franco<sup>11</sup>, N. du Fresne von Hohenesche<sup>12,9</sup>, J.M. Friedrich<sup>15,#</sup>, V. Frolov<sup>7,9</sup>, E. Fuchey<sup>20,e,f</sup>, F. Gautheron<sup>2,28</sup>, O.P. Gavrichtchouk<sup>7</sup>, S. Gerassimov<sup>14,15</sup>, J. Giarra<sup>12</sup>, I. Gnesi<sup>25,26</sup>, M. Gorzelli<sup>8,r</sup>, A. Grasso<sup>25,26</sup>, A. Gridin<sup>7</sup>, M. Grosse Perdekamp<sup>28</sup>, B. Grube<sup>15</sup>, T. Grussenmeyer<sup>8</sup>, A. Guskov<sup>7</sup>, D. Hahne<sup>4</sup>, G. Hamar<sup>24</sup>, D. von Harrach<sup>12</sup>, R. Heitz<sup>28</sup>, F. Herrmann<sup>8</sup>, N. Horikawa<sup>16,h</sup>, N. d'Hose<sup>20</sup>, C.-Y. Hsieh<sup>21,i</sup>, S. Huber<sup>15</sup>, S. Ishimoto<sup>32,j</sup>, A. Ivanov<sup>25,26</sup>, Yu. Ivanshin<sup>7</sup>, T. Iwata<sup>32</sup>, V. Jary<sup>18</sup>, R. Joosten<sup>3</sup>, P. Jörg<sup>8,g,#</sup>, K. Juraskova<sup>18</sup>; E. Kabuß<sup>12</sup>, A. Kerbizi<sup>23,24</sup>, B. Ketzer<sup>3</sup>, G.V. Khaustov<sup>19</sup>, Yu.A. Khokhlov<sup>19,k</sup>, Yu. Kisselev<sup>7</sup>, F. Klein<sup>4</sup>, J.H. Koivuniemi<sup>2,28</sup>, V.N. Kolosov<sup>19</sup>, K. Kondo<sup>32</sup>, I. Konorov<sup>14,15</sup>, V.F. Konstantinov<sup>19</sup>, A.M. Kotzinian<sup>26,m</sup>, O.M. Kouznetsov<sup>7</sup>, Z. Kral<sup>18</sup>, M. Krämer<sup>15</sup>, F. Krinner<sup>15</sup>, Z.V. Kroumchtein<sup>7,\*</sup>, Y. Kulinich<sup>28</sup>, F. Kunne<sup>20</sup>, K. Kurek<sup>29</sup>, R.P. Kurjata<sup>31</sup>, I.I. Kuznetsov<sup>27</sup>, A. Kveton<sup>18</sup>, A.A. Lednev<sup>19,\*</sup>, E.A. Levchenko<sup>27</sup>, M. Levillain<sup>20</sup>, S. Levorato<sup>24</sup>, Y.-S. Lian<sup>21,n</sup>, J. Lichtenstadt<sup>22</sup>, R. Longo<sup>25,26</sup>, V.E. Lyubovitskiy<sup>27,o</sup>, A. Maggiora<sup>26</sup>, A. Magnon<sup>28</sup>, N. Makins<sup>28</sup>, N. Makke<sup>24,c</sup>, G.K. Mallot<sup>9</sup>, S.A. Mamon<sup>27</sup>, B. Marianski<sup>29</sup>, A. Martin<sup>23,24</sup>, J. Marzec<sup>31</sup>, J. Matoušek<sup>23,24,17</sup>, H. Matsuda<sup>32</sup>, T. Matsuda<sup>13</sup>, G.V. Meshcheryakov<sup>7</sup>, M. Meyer<sup>28,20</sup>, W. Meyer<sup>2</sup>, Yu.V. Mikhailov<sup>19</sup>, M. Mikhasenko<sup>3</sup>, E. Mitrofanov<sup>7</sup>, N. Mitrofanov<sup>7</sup>, Y. Miyachi<sup>32</sup>, A. Moretti<sup>23</sup>, A. Nagaytsev<sup>7</sup>, F. Nerling<sup>12</sup>, D. Neyret<sup>20</sup>, J. Nový<sup>18,9</sup>, W.-D. Nowak<sup>12</sup>, G. Nukazuka<sup>32</sup>, A.S. Nunes<sup>11</sup>, A.G. Olshevsky<sup>7</sup>, I. Orlov<sup>7</sup>, M. Ostrick<sup>12</sup>, D. Panzieri<sup>26,p</sup>, B. Parsamyan<sup>25,26</sup>, S. Paul<sup>15</sup>, J.-C. Peng<sup>28</sup>, F. Pereira<sup>1</sup>, M. Pešek<sup>17</sup>, M. Pešková<sup>17</sup>, D.V. Peshekhonov<sup>7</sup>, N. Pierre<sup>12,20</sup>, S. Platchkov<sup>20</sup>, J. Pochodzalla<sup>12</sup>, V.A. Polyakov<sup>19</sup>, J. Pretz<sup>4,1</sup>, M. Quaresma<sup>11</sup>, C. Quintans<sup>11</sup>, S. Ramos<sup>11,a</sup>, C. Regali<sup>8</sup>, G. Reicherz<sup>2</sup>, C. Riedl<sup>28</sup>, N.S. Rogacheva<sup>7</sup>, D.I. Ryabchikov<sup>19,15</sup>, A. Rybnikov<sup>7</sup>, A. Rychter<sup>31</sup>, R. Salac<sup>18</sup>, V.D. Samoilenko<sup>19</sup>, A. Sandacz<sup>29</sup>, C. Santos<sup>24</sup>, S. Sarkar<sup>6</sup>, I.A. Savin<sup>7,w</sup>, T. Sawada<sup>21</sup>, G. Sbrizzai<sup>23,24</sup>, P. Schiavon<sup>23,24</sup>, H. Schmieden<sup>4</sup>, K. Schönning<sup>9,q</sup>, E. Seder<sup>20</sup>, A. Selyunin<sup>7</sup>, L. Silva<sup>11</sup>, L. Sinha<sup>6</sup>, S. Sirtl<sup>8</sup>, M. Slunecka<sup>7</sup>, J. Smolik<sup>7</sup>, A. Srnka<sup>5</sup>, D. Steffen<sup>9,15</sup>, M. Stolarski<sup>11,#</sup>, O. Subrt<sup>9,18</sup>, M. Sulc<sup>10</sup>, H. Suzuki<sup>32,h</sup>, A. Szabelski<sup>23,24,29</sup>, T. Szameitat<sup>8,r</sup>, P. Sznajder<sup>29</sup>, M. Tasevsky<sup>7</sup>, S. Tessaro<sup>24</sup>, F. Tessarotto<sup>24</sup>, A. Thiel<sup>3</sup>, J. Tomsa<sup>17</sup>, F. Tosello<sup>26</sup>, V. Tskhay<sup>14</sup>, S. Uhl<sup>15</sup>, B.I. Vasilishin<sup>27</sup>, A. Vauth<sup>9</sup>, B.M. Veit<sup>12</sup>, J. Veloso<sup>1</sup>, A. Vidon<sup>20</sup>, M. Virius<sup>18</sup>, S. Wallner<sup>15</sup>, M. Wilfert<sup>12</sup>, J. ter Wolbeek<sup>8,r</sup>, K. Zaremba<sup>31</sup>, P. Zavada<sup>7</sup>, M. Zavertyaev<sup>14</sup>, E. Zemlyanichkina<sup>7,w</sup>, N. Zhuravlev<sup>7</sup>, M. Ziembicki<sup>31</sup>

<sup>1</sup> University of Aveiro, Dept. of Physics, 3810-193 Aveiro, Portugal

<sup>2</sup> Universität Bochum, Institut für Experimentalphysik, 44780 Bochum, Germany<sup>s,t</sup>

<sup>3</sup> Universität Bonn, Helmholtz-Institut für Strahlen- und Kernphysik, 53115 Bonn, Germany<sup>s</sup>

<sup>4</sup> Universität Bonn, Physikalisches Institut, 53115 Bonn, Germany<sup>s</sup>

<sup>5</sup> Institute of Scientific Instruments, AS CR, 61264 Brno, Czech Republic<sup>u</sup>

<sup>6</sup> Matrivani Institute of Experimental Research & Education, Calcutta-700 030, India<sup>v</sup>

<sup>7</sup> Joint Institute for Nuclear Research, 141980 Dubna, Moscow region, Russia<sup>w</sup>

<sup>8</sup> Universität Freiburg, Physikalisches Institut, 79104 Freiburg, Germany<sup>s,t</sup>

<sup>9</sup> CERN, 1211 Geneva 23, Switzerland

<sup>10</sup> Technical University in Liberec, 46117 Liberec, Czech Republic<sup>u</sup>

<sup>11</sup> LIP, 1000-149 Lisbon, Portugal<sup>x</sup>

<sup>12</sup> Universität Mainz, Institut für Kernphysik, 55099 Mainz, Germany<sup>s</sup>

- <sup>13</sup> University of Miyazaki, Miyazaki 889-2192, Japan<sup>y</sup>  
<sup>14</sup> Lebedev Physical Institute, 119991 Moscow, Russia  
<sup>15</sup> Technische Universität München, Physik Dept., 85748 Garching, Germany<sup>s,d</sup>  
<sup>16</sup> Nagoya University, 464 Nagoya, Japan<sup>y</sup>  
<sup>17</sup> Charles University in Prague, Faculty of Mathematics and Physics, 18000 Prague, Czech Republic<sup>u</sup>  
<sup>18</sup> Czech Technical University in Prague, 16636 Prague, Czech Republic<sup>u</sup>  
<sup>19</sup> State Scientific Center Institute for High Energy Physics of National Research Center ‘Kurchatov Institute’, 142281 Protvino, Russia  
<sup>20</sup> IRFU, CEA, Université Paris-Saclay, 91191 Gif-sur-Yvette, France<sup>t</sup>  
<sup>21</sup> Academia Sinica, Institute of Physics, Taipei 11529, Taiwan<sup>z</sup>  
<sup>22</sup> Tel Aviv University, School of Physics and Astronomy, 69978 Tel Aviv, Israel<sup>aa</sup>  
<sup>23</sup> University of Trieste, Dept. of Physics, 34127 Trieste, Italy  
<sup>24</sup> Trieste Section of INFN, 34127 Trieste, Italy  
<sup>25</sup> University of Turin, Dept. of Physics, 10125 Turin, Italy  
<sup>26</sup> Torino Section of INFN, 10125 Turin, Italy  
<sup>27</sup> Tomsk Polytechnic University, 634050 Tomsk, Russia<sup>ab</sup>  
<sup>28</sup> University of Illinois at Urbana-Champaign, Dept. of Physics, Urbana, IL 61801-3080, USA<sup>ac</sup>  
<sup>29</sup> National Centre for Nuclear Research, 00-681 Warsaw, Poland<sup>ad</sup>  
<sup>30</sup> University of Warsaw, Faculty of Physics, 02-093 Warsaw, Poland<sup>ad</sup>  
<sup>31</sup> Warsaw University of Technology, Institute of Radioelectronics, 00-665 Warsaw, Poland<sup>ad</sup>  
<sup>32</sup> Yamagata University, Yamagata 992-8510, Japan<sup>y</sup>

# Corresponding authors

\* Deceased

<sup>a</sup> Also at Instituto Superior Técnico, Universidade de Lisboa, Lisbon, Portugal

<sup>b</sup> Also at Dept. of Physics, Pusan National University, Busan 609-735, Republic of Korea and at Physics Dept., Brookhaven National Laboratory, Upton, NY 11973, USA

<sup>c</sup> Also at Abdus Salam ICTP, 34151 Trieste, Italy

<sup>d</sup> Supported by the DFG cluster of excellence ‘Origin and Structure of the Universe’ ([www.universe-cluster.de](http://www.universe-cluster.de)) (Germany)

<sup>e</sup> Supported by the Laboratoire d’excellence P2IO (France)

<sup>f</sup> Present address: University of Connecticut, Storrs, Connecticut 06269, US

<sup>g</sup> Present address: Universität Bonn, Physikalisches Institut, 53115 Bonn, Germany

<sup>h</sup> Also at Chubu University, Kasugai, Aichi 487-8501, Japan<sup>y</sup>

<sup>i</sup> Also at Dept. of Physics, National Central University, 300 Jhongda Road, Jhongli 32001, Taiwan

<sup>j</sup> Also at KEK, 1-1 Oho, Tsukuba, Ibaraki 305-0801, Japan

<sup>k</sup> Also at Moscow Institute of Physics and Technology, Moscow Region, 141700, Russia

<sup>l</sup> Present address: RWTH Aachen University, III. Physikalisches Institut, 52056 Aachen, Germany

<sup>m</sup> Also at Yerevan Physics Institute, Alikhanian Br. Street, Yerevan, Armenia, 0036

<sup>n</sup> Also at Dept. of Physics, National Kaohsiung Normal University, Kaohsiung County 824, Taiwan

<sup>o</sup> Also at Institut für Theoretische Physik, Universität Tübingen, 72076 Tübingen, Germany

<sup>p</sup> Also at University of Eastern Piedmont, 15100 Alessandria, Italy

<sup>q</sup> Present address: Uppsala University, Box 516, 75120 Uppsala, Sweden

<sup>r</sup> Supported by the DFG Research Training Group Programmes 1102 and 2044 (Germany)

<sup>s</sup> Supported by BMBF - Bundesministerium für Bildung und Forschung (Germany)

<sup>t</sup> Supported by FP7, HadronPhysics3, Grant 283286 (European Union)

<sup>u</sup> Supported by MEYS, Grant LG13031 (Czech Republic)

<sup>v</sup> Supported by B.Sen fund (India)

<sup>w</sup> Supported by CERN-RFBR Grant 12-02-91500

<sup>x</sup> Supported by FCT - Fundação para a Ciência e Tecnologia, COMPETE and QREN, Grants CERN/FP 116376/2010, 123600/2011 and CERN/FIS-NUC/0017/2015 (Portugal)

- <sup>y</sup> Supported by MEXT and JSPS, Grants 18002006, 20540299, 18540281 and 26247032, the Daiko and Yamada Foundations (Japan)
- <sup>z</sup> Supported by the Ministry of Science and Technology (Taiwan)
- <sup>aa</sup> Supported by the Israel Academy of Sciences and Humanities (Israel)
- <sup>ab</sup> Supported by the Russian Federation program “Nauka” (Contract No. 0.1764.GZB.2017) (Russia)
- <sup>ac</sup> Supported by the National Science Foundation, Grant no. PHY-1506416 (USA)
- <sup>ad</sup> Supported by NCN, Grant 2015/18/M/ST2/00550 (Poland)

The structure of the proton has been studied over half a century, still its understanding constitutes one of the very important challenges that physics is facing today. Quantum Chromodynamics (QCD), the theory of strong interaction that governs the dynamics of quarks and gluons as constituents of the proton, is presently not analytically solvable at the scale of the proton radius. Lepton-proton scattering experiments have been proven to be very powerful tools to unravel the internal dynamics of the proton: (i) elastic scattering allows access to charge and current distributions in the proton by measuring electromagnetic form factors; (ii) deep-inelastic scattering (DIS) provides important information, e.g. on the density and the longitudinal momentum distributions of quarks and gluons in the proton, which is encoded in universal parton distribution functions.

Deeply virtual Compton scattering (DVCS),  $\gamma^* p \rightarrow \gamma p$ , is the production of a single real photon  $\gamma$  through the absorption of a virtual photon  $\gamma^*$  by a proton  $p$ . This process combines features of the elastic process and those of the inelastic processes. Using the concept of generalized parton distributions (GPDs) [1–5], it was shown [6–8] that in a certain kinematic domain DVCS allows access to correlations between transverse-position and longitudinal-momentum distributions of the partons in the proton. Here, longitudinal and transverse refer to the direction of motion of the initial proton facing the virtual photon. The measurement of DVCS probes the transverse extension of the parton density in the proton over the experimentally accessible region of longitudinal momentum of the active parton. Exploring the interplay between longitudinal and transverse partonic degrees of freedom by DVCS is often referred to as “proton tomography”.

The DVCS process is studied through “exclusive” single-photon production in lepton-proton scattering. The experimental results obtained so far are discussed in a recent review [9]. Below we compare our result to those that were obtained using the same experimental approach, i.e. those obtained at high energy by the experiments H1 [10, 11] and ZEUS [12] at the HERA collider. We note for completeness that the cross section of exclusive single-photon leptonproduction was also measured at low energy, i.e. at the 6 GeV electron beam at JLab [13–15], even though the information on the transverse extension of partons in the proton was extracted by using a somewhat different approach [15, 16].

In this Letter, we present the result of the measurement of the DVCS cross section obtained by studying exclusive single-photon production in muon-proton scattering,  $\mu p \rightarrow \mu p \gamma$ . Following Refs. [6, 7, 17], the slope  $B$  of the measured exponential  $t$ -dependence of the differential DVCS cross section can approximately be converted into the average squared transverse extension of partons in the proton as probed by DVCS,

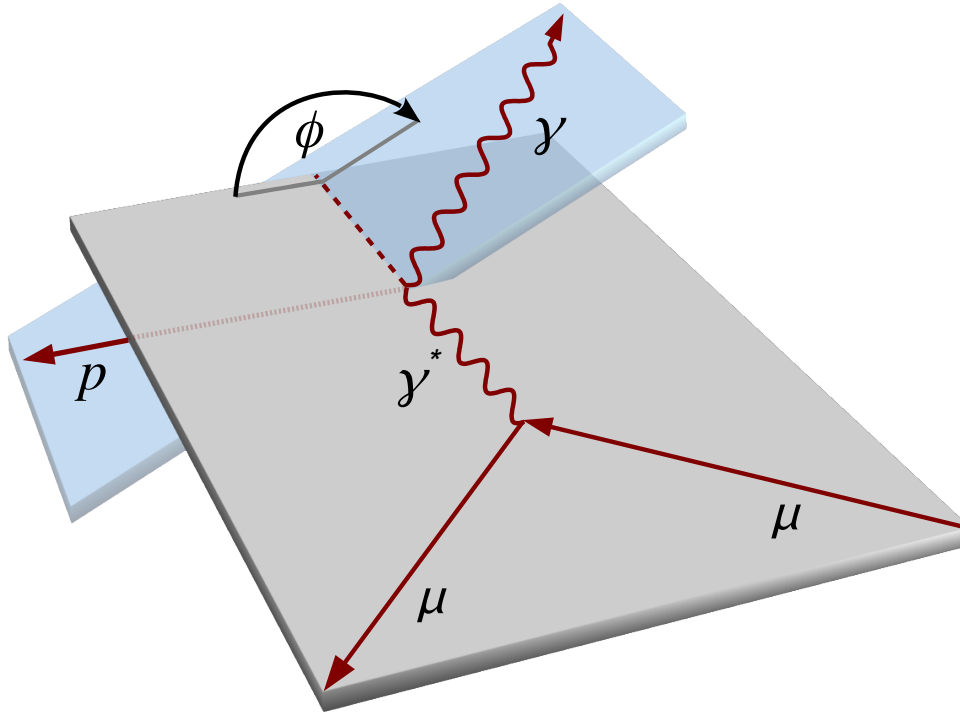
$$\langle r_{\perp}^2(x_{\text{Bj}}) \rangle = 2\langle B(x_{\text{Bj}}) \rangle \hbar^2, \quad (1)$$

which is measured at the average value of  $x_{\text{Bj}}$  accessed by COMPASS. Here,  $t$  is the squared four-momentum transferred to the target proton,  $x_{\text{Bj}} = Q^2/(2M\nu)$  the Bjorken variable,  $Q^2 = -(k_{\mu} - k_{\mu'})^2$ ,  $\nu = (k_{\mu}^0 - k_{\mu'}^0)$ , where  $k_{\mu}$  and  $k_{\mu'}$  denote the four-momenta of the incoming and scattered muon, and  $M$  the proton mass. The quantity  $r_{\perp}$  is the transverse distance between the active quark and the center of momentum of the spectator quarks and is hence used in this Letter to represent the transverse extension of partons in the proton.

Denoting by  $\phi$  the azimuthal angle between the lepton-scattering and photon-production planes as shown in Fig. 1, the cross section of muon-induced single-photon production is written as

$$d\sigma := \frac{d^4\sigma^{\mu p}}{dQ^2 d\nu dt d\phi}. \quad (2)$$

This cross section was measured separately using either a  $\mu^+$  or a  $\mu^-$  beam of 160 GeV/ $c$  average momentum, which was provided by the M2 beamline of the CERN SPS. The natural polarization of the muon beam originates from the parity-violating decay-in-flight of the parent mesons, which implies opposite signs of the polarization for the used  $\mu^+$  and  $\mu^-$  beams. For both beams, the absolute value of the



**Figure 1:** Definition of  $\phi$ , the azimuthal angle between the lepton-scattering and photon-production planes.

average beam polarization is about 0.8. Denoting charge and helicity of an incident muon by  $\pm$  and  $\overleftrightarrow{\phantom{x}}$ , respectively, the sum of the cross sections for  $\mu^+$  and  $\mu^-$  beams reads:

$$2d\sigma \equiv d\sigma^{\overleftrightarrow{\phantom{x}}} + d\sigma^{\overleftarrow{\phantom{x}}} = 2(d\sigma^{BH} + d\sigma^{DVCS} - |P_\mu|d\sigma^I). \quad (3)$$

Here,  $P_\mu$  denotes the polarization of the muon beam. The single-photon final state in lepton-nucleon scattering can also originate from the Bethe-Heitler (BH) process, i.e. photon emission from either the incoming or the outgoing lepton. Hence the DVCS and BH processes interfere, so that the above sum of  $\mu^+$  and  $\mu^-$  cross sections comprises not only the contributions  $d\sigma^{DVCS}$  and  $d\sigma^{BH}$  but also that from the interference term denoted by  $d\sigma^I$ .

At sufficiently large values of  $Q^2$  and small values of  $|t|$ , the azimuthal dependences of the DVCS cross section and the interference term including twist-3 contributions read as follows [18]:

$$\begin{aligned} d\sigma^{DVCS} &\propto \frac{1}{y^2 Q^2} (c_0^{DVCS} + c_1^{DVCS} \cos \phi + c_2^{DVCS} \cos 2\phi), \\ d\sigma^I &\propto \frac{1}{x_{Bj} y^3 t P_1(\phi) P_2(\phi)} (s_1^I \sin \phi + s_2^I \sin 2\phi). \end{aligned} \quad (4)$$

Here,  $P_1(\phi)$  and  $P_2(\phi)$  are the BH lepton propagators,  $c_i^{DVCS}$  and  $s_i^I$  are related to certain combinations of Compton form factors, and  $y$  is the fractional energy of the virtual photon. At leading order in the strong coupling constant  $\alpha_S$  and using the leading-twist approximation, in Eq. (4) only the terms containing  $c_0^{DVCS}$  and  $s_1^I$  remain. In terms of Compton helicity amplitudes, this corresponds to the dominance of the amplitude that describes the transition from a transversely polarized virtual photon to a transversely polarized real photon.

After subtracting the exactly calculable cross section of the BH process,  $d\sigma^{BH}$ , from Eq. (3) and integrating the remainder over  $\phi$ , all azimuth-dependent terms disappear and there remains only the dominant

contribution from transversely polarized virtual photons to the DVCS cross section, which is indicated by the subscript T:

$$\frac{d^3\sigma_T^{\mu p}}{dQ^2 d\nu dt} = \int_{-\pi}^{\pi} d\phi (d\sigma - d\sigma^{BH}) \propto c_0^{DVCS}. \quad (5)$$

This cross section is converted into the cross section for virtual-photon scattering using the flux  $\Gamma(Q^2, \nu, E_\mu)$  for transverse virtual photons,

$$\frac{d\sigma^{\gamma^* p}}{dt} = \frac{1}{\Gamma(Q^2, \nu, E_\mu)} \frac{d^3\sigma_T^{\mu p}}{dQ^2 d\nu dt}, \quad (6)$$

with

$$\Gamma(Q^2, \nu, E_\mu) = \frac{\alpha_{em}(1 - x_{Bj})}{2\pi Q^2 y E_\mu} \left[ y^2 \left( 1 - \frac{2m_\mu^2}{Q^2} \right) + \frac{2}{1 + Q^2/\nu^2} \left( 1 - y - \frac{Q^2}{4E_\mu^2} \right) \right], \quad (7)$$

for which the Hand convention [19] is used. Here,  $m_\mu$  and  $E_\mu$  denote the mass and energy of the incoming muon, respectively, and  $\alpha_{em}$  the electromagnetic fine-structure constant.

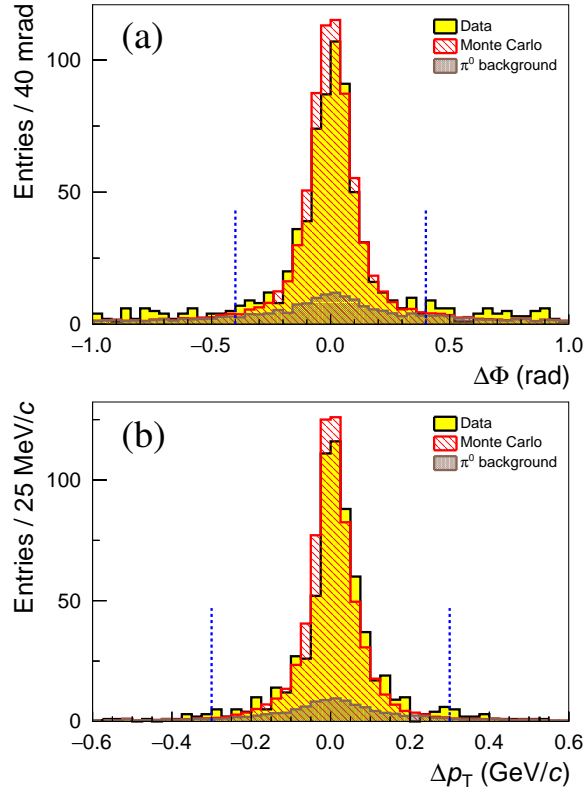
The data used for this analysis were recorded during four weeks in 2012 using the COMPASS set-up. The muon beam was centered onto a 2.5 m long liquid-hydrogen target surrounded by two concentric cylinders consisting of slats of scintillating counters, which detected recoiling protons by the time-of-flight (ToF) technique. The first electromagnetic calorimeter (ECAL0) was placed directly downstream of the target to detect photons emitted at large polar scattering angles. Particles emitted through its central opening into the forward direction were measured using the open-field two-stage magnetic spectrometer. Each spectrometer stage comprised an electromagnetic calorimeter (ECAL1 or ECAL2), a hadron calorimeter, a muon filter for muon identification, and a variety of tracking detectors. A detailed description of the spectrometer can be found in Refs. [20–22]. The period of data taking was divided into several subperiods, between which charge and polarization of the muon beam were swapped simultaneously. The total integrated luminosity is  $18.9 \text{ pb}^{-1}$  for the  $\mu^+$  beam with negative polarization and  $23.5 \text{ pb}^{-1}$  for the  $\mu^-$  beam with positive polarization.

The selected events are required to have at least one reconstructed vertex inside the liquid-hydrogen target associated to an incoming muon, a single outgoing particle of the same charge, and exactly one “neutral cluster” detected above 4 GeV, 5 GeV or 10 GeV in ECAL0, ECAL1, or ECAL2 respectively. Here, neutral cluster specifies a cluster not associated to a charged particle. For ECAL0 any cluster is considered as neutral, as there are no tracking detectors in front. An outgoing charged particle that traverses more than 15 radiation lengths is considered to be a muon. The spectrometer information on incoming and scattered muons, as well as on position and energy measured for the neutral cluster, is used for a given event as prediction to compare with the kinematics of all track candidates that are found using the ToF system of the target recoil detector. Exemplary results of this comparison are displayed in Fig. 2 using two variables that characterize the kinematics of the recoiling target particle. Figure 2(a) shows the difference between the measured and the predicted azimuthal angle,  $\Delta\Phi$ , and Fig. 2(b) the difference between the measured and the predicted transverse momentum,  $\Delta p_T$ . Here,  $\Phi$  and  $p_T$  are given in the laboratory system.

Figure 2 shows additionally a comparison between the data and the sum of Monte Carlo yields that includes all single-photon production mechanisms, i.e. BH, DVCS and their interference, as well as the  $\pi^0$  background estimates. The Monte Carlo simulations for all these mechanisms are based on the HEPGEN generator [23, 24]. The used DVCS amplitude follows the model of Refs. [26, 27], which was originally proposed to describe the DVCS data measured at very small  $x_{Bj}$  at HERA, with modifications required

for COMPASS (see Ref. [23,25] and references therein). For the BH amplitude and the interference term, the formalism of Ref. [18] is used replacing the approximate expressions for the lepton propagators P1 and P2 by the exact formulae that take into account the non-zero mass of the lepton. The HEPGEN simulations are normalized to the total integrated luminosity of the data. The simulations are also used for the calculation of the spectrometer acceptance.

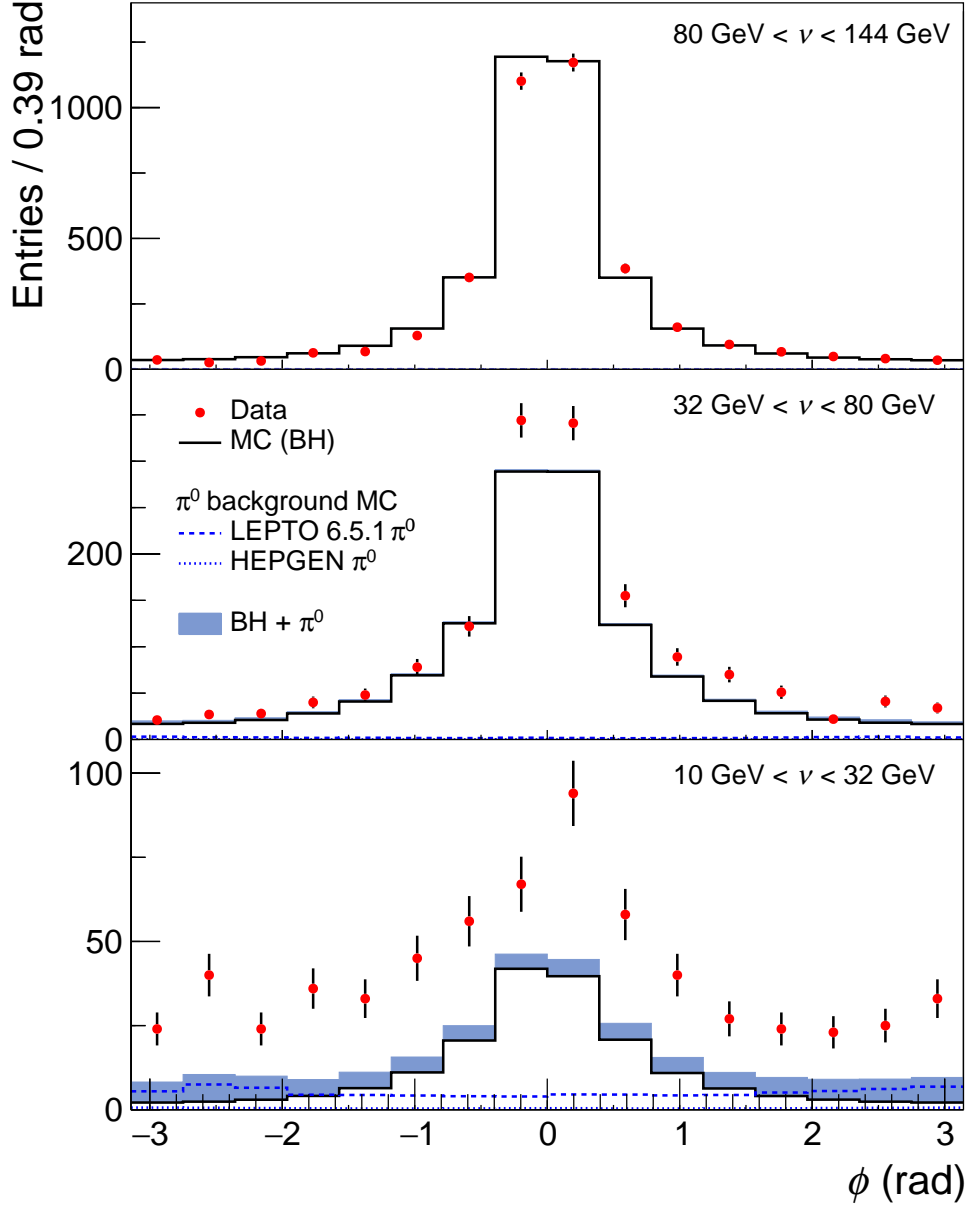
In order to identify background events originating from  $\pi^0$  production, where one photon of the  $\pi^0$  decay is detected in an electromagnetic calorimeter but falls short of the above given threshold, the single-photon candidate is combined with every neutral cluster below threshold. The event is excluded if a  $\pi^0$  with  $|m_{\gamma\gamma} - m_{\pi^0}^{PDG}| < 20 \text{ MeV}/c^2$  can be reconstructed. Background originating from  $\pi^0$  production, where one photon of the  $\pi^0$  decay remains undetected, is estimated using a Monte Carlo simulation that is normalized to the aforementioned excluded fraction of  $\pi^0$  events. This simulation is the sum of two components. First, the HEPGEN generator [23,24] uses the parametrization of Ref. [28] for the cross section of the exclusive reaction  $\mu p \rightarrow \mu p \pi^0$ . Secondly, the LEPTO 6.5.1 generator with the COMPASS high- $p_T$  tuning [29] is used to simulate  $\pi^0$  production in non-exclusive deep inelastic scattering.



**Figure 2:** Distributions of the difference between predicted and reconstructed values of (a) the azimuthal angle and (b) the transverse momentum of the recoiling proton candidates for  $1(\text{GeV}/c)^2 < Q^2 < 5(\text{GeV}/c)^2$ ,  $0.08(\text{GeV}/c)^2 < |t| < 0.64(\text{GeV}/c)^2$  and  $10\text{GeV} < \nu < 32\text{GeV}$ . The dashed blue vertical lines enclose the region accepted for analysis. Here, Monte Carlo also includes  $\pi^0$  background.

After the application of the above described selection criteria a kinematic fit is performed, which is constrained by requiring a single-photon final state in order to obtain the best possible determination of all kinematic parameters in a given event. Figure 3 shows the number of selected single-photon events as a function of  $\phi$  for three different regions in the virtual-photon energy  $\nu$ . The data are compared to the sum of a Monte Carlo simulation of the BH process only, which is normalized to the total integrated luminosity of the data, and the estimated  $\pi^0$  contamination. For large values of  $\nu$ , the data agree reasonably well with the expectation that only the BH process contributes. For intermediate and small values of  $\nu$ , sizable contributions from the DVCS process and the BH-DVCS interference are observed.





**Figure 3:** Number of reconstructed single-photon events as a function of  $\phi$  in three regions of  $\nu$  for  $1 (\text{GeV}/c)^2 < Q^2 < 5 (\text{GeV}/c)^2$  and  $0.08 (\text{GeV}/c)^2 < |t| < 0.64 (\text{GeV}/c)^2$ . Additionally shown are the sum of a Monte Carlo simulation of the BH process and the two components of the  $\pi^0$  contamination described in the text. Note that the yield of the HEPGEN  $\pi^0$  contribution is very small and at most 0.01, 0.2 or 0.6 entries per  $\phi$ -bin in the panels from top to bottom, respectively.

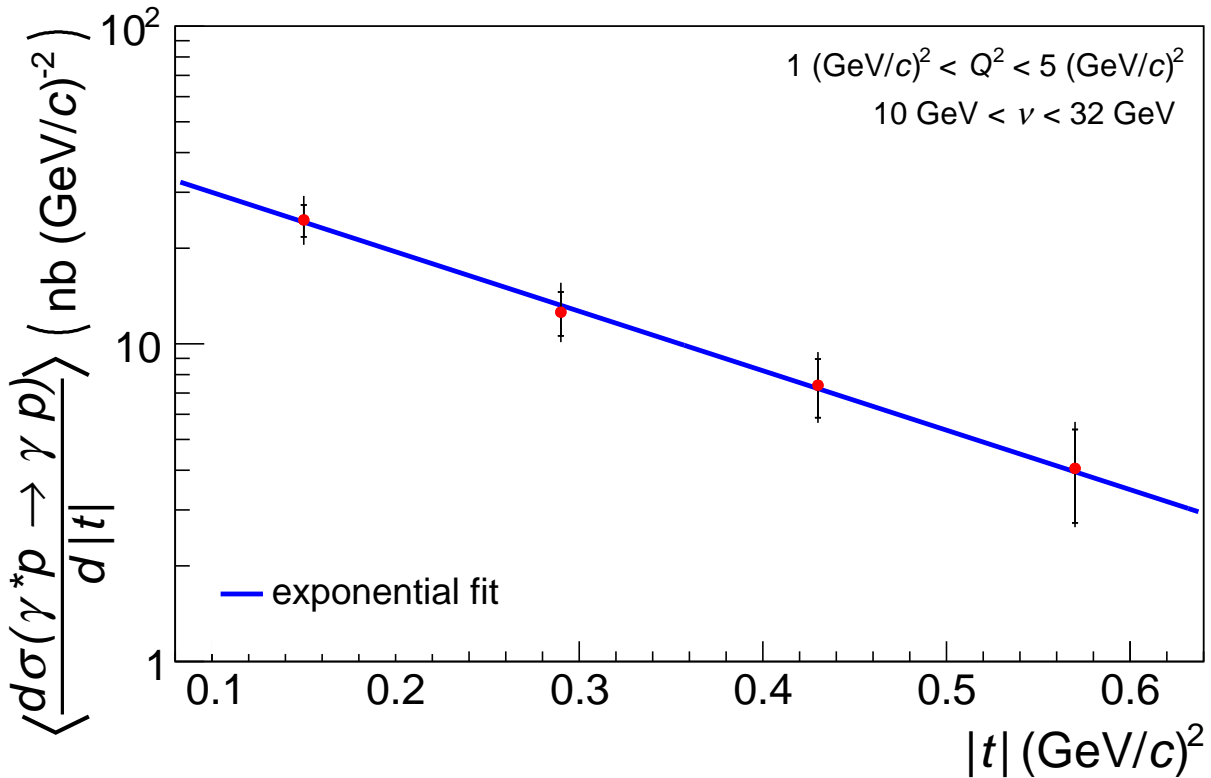
From here on, the analysis is performed in the region of small  $\nu$  using a three-dimensional equidistant grid with four bins in  $|t|$  from  $0.08 (\text{GeV}/c)^2$  to  $0.64 (\text{GeV}/c)^2$ , 11 bins in  $\nu$  from 10 GeV to 32 GeV, and four bins in  $Q^2$  from  $1 (\text{GeV}/c)^2$  to  $5 (\text{GeV}/c)^2$ . For each bin the acceptance correction is applied and the contribution of the BH process is subtracted together with the full  $\pi^0$  contamination. The photon flux factor is applied on an event-by-event basis according to Eq. (6). In every of the four bins in  $|t|$ , the mean value of the cross section is obtained by averaging over  $Q^2$  and  $\nu$ . Since the COMPASS acceptance is symmetric with respect to  $\phi$ , the integration indicated in Eq. (5) cancels the sine terms of  $d\sigma^I$  in Eq. (4) without explicitly taking into account the acceptance as a function of  $\phi$ . Therefore, assuming leading order in  $\alpha_S$  and the leading-twist approximation, the extracted result is sensitive to the quantity  $c_0^{DVCS}$  only.

The  $t$ -dependence of the average of the extracted  $\mu^+$  and  $\mu^-$  cross sections is shown in Fig. 4, with the numerical values given in Table 1. The main systematic uncertainty on the cross section is asymmetric and it amounts to at most +19% and -9% for large values of  $|t|$ . It is linked to the normalization of the data in the large  $\nu$ -range with respect to the precisely calculable Bethe-Heitler contribution. Radiative corrections are not applied but an estimate is included in the systematic uncertainties. The subtracted amount of  $\pi^0$  background is translated into an uni-directional systematic uncertainty of at most +12%, which is related to the detection of photons and originates from a possible bias on the low energy-thresholds of the electromagnetic calorimeters.

The observed  $t$ -dependence of the DVCS cross section can be well described by a single-exponential function  $e^{-B|t|}$ . The four data points are fitted using a binned maximum-likelihood method, which takes into account that experimental count rates were weighted when extracting the cross section. The result on the  $t$ -slope,

$$B = (4.3 \pm 0.6_{\text{stat}} \pm 0.1_{\text{sys}}) (\text{GeV}/c)^{-2}, \quad (8)$$

is obtained at the average kinematics  $\langle W \rangle = 5.8 \text{ GeV}/c^2$ ,  $\langle Q^2 \rangle = 1.8 (\text{GeV}/c)^2$  and  $\langle x_{\text{Bj}} \rangle = 0.056$ . The main systematic uncertainty on the slope  $B$  is uni-directional with a value of -6% and originates from the normalization of the  $\pi^0$  background. Note that the systematic uncertainties of the four data points for the cross section are strongly correlated, so that for the slope value a considerably smaller systematic uncertainty is obtained. Details on the systematic uncertainties are given in Ref. [25].



**Figure 4:** Differential DVCS cross section as a function of  $|t|$ . The mean value of the cross section is shown at the center of each of the four  $|t|$ -bins. The blue curve is the result of a binned maximum likelihood fit of an exponential function to the data. The probability to observe a similar or better agreement of the data with the blue curve is approximately 7%. Here and in the next figure, inner error bars represent statistical uncertainties and outer error bars the quadratic sum of statistical and systematic uncertainties.

Using Eq. (1), our result on the slope  $B$  of the  $|t|$ -dependence of the DVCS cross section is converted

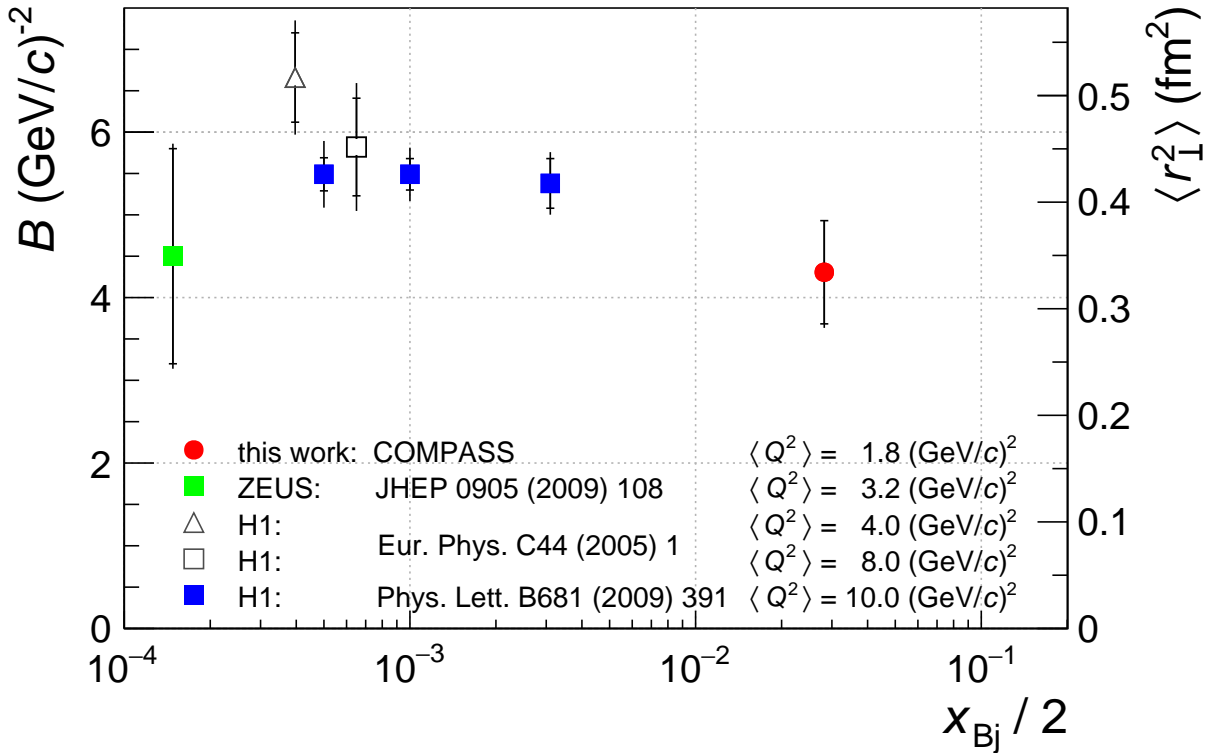
**Table 1:** Values of the extracted DVCS cross section: The quantity  $\langle \frac{d\sigma}{d|t|} \rangle$  denotes the average of the measured differential  $\mu^+$  and  $\mu^-$  DVCS cross sections in the indicated  $|t|$ -bin. Apart from the integration over  $t$ , the cross section is integrated over  $Q^2$  and  $\nu$  and divided by the product of the respective bin widths, as indicated in Fig. 4.

$ t $ -bin/(GeV/c) <sup>2</sup>	$\langle \frac{d\sigma}{d t } \rangle / \text{nb}(\text{GeV}/c)^{-2}$
[0.08, 0.22]	$24.5 \pm 2.8_{\text{stat}} \pm 2.9_{\text{sys}}^{+3.7}$
[0.22, 0.36]	$12.6 \pm 2.0_{\text{stat}} \pm 1.5_{\text{sys}}^{+2.2}$
[0.36, 0.50]	$7.4 \pm 1.6_{\text{stat}} \pm 0.9_{\text{sys}}^{+1.3}$
[0.50, 0.64]	$4.1 \pm 1.3_{\text{stat}} \pm 0.5_{\text{sys}}^{+1.0}$

into the average transverse extension of partons in the proton, as probed by DVCS:

$$\sqrt{\langle r_{\perp}^2 \rangle} = (0.58 \pm 0.04_{\text{stat}} \pm 0.02_{\text{sys}}) \text{ fm}. \quad (9)$$

Figure 5 shows a compilation of DVCS results obtained by high-energy experiments, on the  $t$ -slope parameter  $B$  or equivalently on the average squared transverse extension of partons in the proton,  $\langle r_{\perp}^2 \rangle$ . We note that the results of the HERA collider experiments H1 [10, 11] and ZEUS [12] were obtained at higher values of  $Q^2$  as compared to that of the COMPASS measurement. The latter probes the transverse extension of partons in the proton at  $\langle x_{\text{Bj}} \rangle / 2 \approx 0.03$ , while the measurements at HERA are sensitive to  $x_{\text{Bj}}$  values below 0.003.



**Figure 5:** Results from COMPASS and previous measurements by H1 [10, 11] and ZEUS [12] on the  $t$ -slope parameter  $B$ , or equivalently the average squared transverse extension of partons in the proton,  $\langle r_{\perp}^2 \rangle$ , as probed by DVCS at the proton longitudinal momentum fraction  $x_{\text{Bj}}/2$  (see text).

In order to reliably determine the full  $x_{\text{Bj}}$ -dependence of the transverse extension of partons in the proton, a global phenomenological analysis appears necessary. The existing results from the different experiments at HERA, CERN, and JLab must be evolved to a common value of  $Q^2$  and all necessary

corrections have to be applied that are required under the kinematic conditions of the respective experiments. Possibly, also results on exclusive meson production may be included. Eventually, this may allow one to disentangle the contributions of the different parton species to the transverse size of the proton as a function of the average longitudinal momentum fraction carried by its constituents.

In summary, using exclusive single-photon muoproduction we have measured the  $t$ -slope of the deeply virtual Compton scattering cross section at  $\langle W \rangle = 5.8 \text{ (GeV}/c)^2$ ,  $\langle Q^2 \rangle = 1.8 \text{ (GeV}/c)^2$  and  $\langle x_{Bj} \rangle = 0.056$ , which leads to the value  $B = (4.3 \pm 0.6_{\text{stat}} \pm 0.1_{\text{sys}}) \text{ (GeV}/c)^{-2}$ . For an average longitudinal momentum fraction carried by the partons in the proton of  $\langle x_{Bj} \rangle / 2 \approx 0.03$ , we find a transverse extension of partons in the proton of  $\sqrt{\langle r_{\perp}^2 \rangle} = (0.58 \pm 0.04_{\text{stat}} \pm 0.01_{\text{sys}}) \text{ fm}$ .

We gratefully acknowledge the support of the CERN management and staff and the skill and effort of the technicians of our collaborating institutes.

## References

- [1] D. Müller, D. Robaschik, B. Geyer, F.-M. Dittes and J. HoÅ™ejÅ™i, *Fortsch. Phys.* **42**, 101 (1994).
- [2] X.-D. Ji, *Phys. Rev. Lett.* **78**, 610 (1997).
- [3] X.-D. Ji, *Phys. Rev. D* **55**, 7114 (1997).
- [4] A. V. Radyushkin, *Phys. Lett. B* **380**, 417 (1996).
- [5] A. V. Radyushkin, *Phys. Rev. D* **56**, 5524 (1997).
- [6] M. Burkardt, *Phys. Rev. D* **62**, 071503 (2000), *Phys. Rev. D* **66**, 119903 (2002).
- [7] M. Burkardt, *Int. J. Mod. Phys. A* **18**, 173 (2003).
- [8] M. Diehl, *Eur. Phys. J. C* **25**, 223 (2002), *Eur. Phys. J. C* **31**, 277 (2003).
- [9] N. d’Hose, S. Niccolai and A. Rostomyan, *Eur. Phys. J. A* **52**, 151 (2016).
- [10] A. Aktas *et al.* (H1 Collaboration), *Eur. Phys. J. C* **44**, 1 (2005).
- [11] F. D. Aaron *et al.* (H1 Collaboration), *Phys. Lett. B* **681**, 391 (2009).
- [12] S. Chekanov *et al.* (ZEUS Collaboration), *JHEP* **05**, 108 (2009).
- [13] H. S. Jo *et al.* (CLAS Collaboration), *Phys. Rev. Lett.* **115**, 212003 (2015).
- [14] M. Defurne *et al.*, *Phys. Rev. C* **92**, 055202 (2015).
- [15] M. Defurne *et al.*, *Nature Communications* **8**, 1408 (2017).
- [16] R. Dupr e, M. Guidal, S. Niccolai, M. Vanderhaeghen, *Eur. Phys. J. A* **53**, 171 (2017).
- [17] L. Frankfurt, M. Strikman and C. Weiss, *Ann. Rev. Nucl. Part. Sci.* **55**, 403 (2005).
- [18] A. V. Belitsky, D. M uller and A. Kirchner, *Nucl. Phys. B* **629**, 323 (2002).
- [19] L. N. Hand, *Phys. Rev.* **129**, 1834 (1963).
- [20] P. Abbon *et al.* (COMPASS Collaboration), *Nucl. Instrum. Meth. A* **577**, 455 (2007).
- [21] P. Abbon *et al.* (COMPASS Collaboration), *Nucl. Instrum. Meth. A* **779**, 69 (2015).
- [22] F. Gautheron *et al.* (COMPASS Collaboration), SPSC-P-340, CERN-SPSC-2010-014.
- [23] A. Sandacz and P. Sznajder, arXiv:1207.0333 [hep-ph].
- [24] C. Regali, PhD thesis, University of Freiburg (2016), DOI: 10.6094/UNIFR/11449; T. Szameitat, PhD thesis, University of Freiburg (2017), DOI: 10.6094/UNIFR/11686.
- [25] P. J org, PhD thesis, University of Freiburg (2017), DOI: 10.6094/UNIFR/12397.
- [26] L. L. Frankfurt, A. Freund and M. Strikman, *Phys. Rev. D* **58**, 114001 (1998), *Phys. Rev. D* **59**, 119901 (1999).
- [27] L. L. Frankfurt, A. Freund and M. Strikman, *Phys. Lett. B* **460**, 417 (1999).
- [28] S. V. Goloskokov and P. Kroll, *Eur. Phys. J. A* **47**, 112 (2011).

---

[29] C. Adolph *et al.* (COMPASS Collaboration), Phys. Lett. B **718**, 922 (2013).