

The GPD program at COMPASS

ANDRZEJ SANDACZ¹

(ON BEHALF OF THE COMPASS COLLABORATION)

*Division of High Energy Physics
National Centre for Nuclear Research, PL 00-681 Warsaw, Poland*

The 160 GeV polarised muon beam available at CERN, with positive or negative charge, makes COMPASS a unique place for GPD studies. The first GPD related COMPASS results come from exclusive vector meson production on transversely polarised protons and deuterons. The data were taken in 2003-2010 with large solid-state polarised targets, although without detection of recoil particles. Results on various transverse target spin dependent azimuthal asymmetries are presented and their relations to GPDs are discussed.

The dedicated COMPASS GPD program started in 2012 with commissioning of a new long liquid hydrogen target and new detectors such as the large recoil proton detector and the large-angle electromagnetic calorimeter. It was followed by a short pilot 'DVCS run'. The performance of the setup and first results on DVCS and exclusive π^0 channels have been demonstrated. The full data taking for the GPD program approved within COMPASS-II proposal is planned for 2016 and 2017.

Presented at

Twelfth Conference on the Intersections of Particle and
Nuclear Physics

Vail, Colorado, USA, May 19-24, 2015

¹Work supported by the Polish NCN Grant DEC-2011/01/M/ST2/02350.

1 Introduction

General Parton Distributions (GPDs) [1, 2, 3] contain a wealth of information on the partonic structure of the nucleon, which is the one of central problems in hadron physics. In particular, GPDs allow a novel description of the nucleon as an extended object, sometimes referred to as 3-dimensional 'nucleon tomography' [4]. GPDs also allow access to such a fundamental property of the nucleon as the orbital angular momentum of quarks [2]. For reviews of the GPDs see Refs [5, 6, 7]. The mapping of the nucleon GPDs requires comprehensive experimental studies of hard processes such as Deeply Virtual Compton Scattering (DVCS) and Hard Exclusive Meson Production (HEMP) in a broad kinematic range.

2 Exclusive ρ^0 and ω muoproduction on transversely polarised protons

The COMPASS collaboration has analysed exclusive vector meson production on polarised ${}^6\text{LiD}$ (deuterons) and NH_3 (protons) targets using the data from 2003-2010. Here the results for the data taken with polarised protons will be discussed. Although no recoil proton detector was included in the used experimental setup, which is a disadvantage for measurements of exclusive processes, the analysis of these data allows us to obtain first valuable results that are sensitive to 'elusive' GPDs E and chiral-odd GPDs.

2.1 Experimental setup and event selection

COMPASS is a fixed-target experiment situated at the high-intensity M2 beam-line of the CERN SPS. A detailed description can be found in Ref. [8].

The μ^+ beam had a nominal momentum of 160 GeV/ c with a spread of 5% and a longitudinal polarisation of $P_\ell \approx -0.8$. The data were taken at a mean intensity of $3.5 \cdot 10^8 \mu/\text{spill}$, for a spill length of about 10 s every 40 s. A measurement of the trajectory and the momentum of each incoming muon is performed upstream of the target. The momentum of the beam muon is measured with a relative precision better than 1 %.

The beam traverses a solid-state ammonia (NH_3) target that provides transversely polarised protons. The target is situated within a large aperture magnet with a dipole holding field of 0.5 T. The 2.5 T solenoidal field is only used when polarising the target material. A mixture of liquid ${}^3\text{He}$ and ${}^4\text{He}$ is used to cool the target to 50 mK. The ammonia is contained in three cylindrical target cells with a diameter of 4 cm, placed one after another along the beam. The central cell is 60 cm long and the two outer ones are 30 cm long, with 5 cm space between cells. The spin directions in

neighbouring cells are opposite. Systematic effects due to acceptance are reduced by reversing the spin directions on a weekly basis.

The COMPASS two-stage spectrometer is designed to reconstruct scattered muons and produced hadrons in wide momentum and angular ranges. Each stage has a dipole magnet with tracking detectors before and after the magnet, hadron and electromagnetic calorimeters and muon identification. Identification of charged tracks with a RICH detector in the first stage is not used for the results presented here.

To determine the transverse target spin asymmetries for exclusive ρ^0 production the data taken in 2007 and 2010 with polarised protons are used. The details of selection of the sample are given in Ref. [9]. The essential steps of event selection and asymmetry extraction are summarised in the following. The considered events are characterised by an incoming and a scattered muon and two oppositely charged hadrons, h^+h^- , with all four tracks associated to a common vertex in the polarised target. In order to select events in the deep inelastic scattering regime and suppress radiative corrections, the following cuts are used: $Q^2 > 1$ (GeV/c)², $0.003 < x_{\text{Bj}} < 0.35$, $W > 5$ GeV and $0.1 < y < 0.9$. The production of ρ^0 mesons is selected in the two-hadron invariant mass range $0.5 \text{ GeV}/c^2 < M_{\pi^+\pi^-} < 1.1 \text{ GeV}/c^2$, where for each hadron the pion mass hypothesis is assigned. This cut is optimised towards high yield and purity of ρ^0 production, as compared to non-resonant $\pi^+\pi^-$ production. The measurements are performed without detection of the recoiling proton in the final state. Exclusive events are selected by choosing a range in missing energy,

$$E_{\text{miss}} = \frac{(p + q - v)^2 - p^2}{2M_p}. \quad (1)$$

The four-momenta of proton, photon, and meson, are denoted by p , q , and v respectively, and M_p is the proton mass. Although for exclusive events $E_{\text{miss}} \approx 0$ holds, the finite experimental resolution is taken into account by selecting events in the 'signal' range $|E_{\text{miss}}| < 2.5$ GeV, which corresponds to $0 \pm 2\sigma$ where σ is the width of the Gaussian signal peak. Non-exclusive background is further suppressed by cuts on the squared transverse momentum of the vector meson with respect to the virtual-photon direction, $p_{\text{T}}^2 < 0.5$ (GeV/c)², the energy of the ρ^0 in the laboratory system, $E_{\rho^0} > 15$ GeV, and the photon virtuality, $Q^2 < 10$ (GeV/c)². An additional cut $p_{\text{T}}^2 > 0.05$ (GeV/c)² is used to reduce the contribution of events from coherent production on the target nuclei. The average values of the kinematic variables are $\langle Q^2 \rangle = 2.15$ (GeV/c)², $\langle x_{\text{Bj}} \rangle = 0.039$, $\langle y \rangle = 0.24$, $\langle W \rangle = 8.13$ GeV, and $\langle p_{\text{T}}^2 \rangle = 0.18$ (GeV/c)². Details on the method to correct for the contribution of the semi-inclusive background in the sample and on the extraction of asymmetries are given in Ref. [10].

The analysis of exclusive ω production was performed using the data taken in 2010 with transversely polarised protons. An event to be accepted for further analysis was required to have an incident muon track, a scattered muon track, exactly two additional tracks of oppositely charged hadrons, all associated to a vertex in the

polarised target material, and a single π^0 meson that is reconstructed using its two decay photons detected in the electromagnetic calorimeters. The photon clusters in the calorimeters have to be time-correlated with the beam track.

Most of the selections of events from exclusive ω production follow those for ρ^0 analysis, except these listed in the following. In order to select π^0 meson, a cut on the accepted range of invariant mass of two photons, $M_{\gamma\gamma}$, was applied, which took into account the energy-dependent resolution of photon energy measurements. The ω resonance was selected by the cut on the invariant mass of $\pi^+\pi^-\pi^0$ system, $|M_{\pi\pi\pi} - M_{\omega}^{\text{PDG}}| < 70 \text{ MeV}/c^2$, where $M_{\omega}^{\text{PDG}} = 782.65 \text{ MeV}/c^2$. Due to an additional contribution of calorimetric measurements to the experimental resolution, the exclusivity selection was changed to $|E_{\text{miss}}| < 3.0 \text{ GeV}$. In the analysis of ω meson the signal and background asymmetries were extracted simultaneously using the unbinned maximum likelihood method. The average values of the kinematic variables are $\langle Q^2 \rangle = 2.2 \text{ (GeV}/c)^2$, $\langle x_{\text{Bj}} \rangle = 0.049$, $\langle y \rangle = 0.18$, $\langle W \rangle = 7.1 \text{ GeV}$, and $\langle p_{\text{T}}^2 \rangle = 0.17 \text{ (GeV}/c)^2$.

2.2 Results and discussion

For a transversely polarised target five single (UT) and three double (LT) spin asymmetries can be defined. These are $A_{\text{UT}}^{\sin(\phi-\phi_s)}$, $A_{\text{UT}}^{\sin(\phi+\phi_s)}$, $A_{\text{UT}}^{\sin(3\phi-\phi_s)}$, $A_{\text{UT}}^{\sin\phi_s}$, $A_{\text{UT}}^{\sin(2\phi-\phi_s)}$, $A_{\text{LT}}^{\cos(\phi-\phi_s)}$, $A_{\text{LT}}^{\cos\phi_s}$, $A_{\text{LT}}^{\cos(2\phi-\phi_s)}$. Each asymmetry is related to a modulation of the cross section as a function of ϕ and ϕ_s angles, which is indicated by the superscript. The angle ϕ is the azimuthal angle between the lepton plane, given by the momenta of the incoming and the scattered leptons, and the hadron plane, given by the momenta of the virtual photon and the meson. The angle ϕ_s is the azimuthal angle between the lepton plane and the spin direction of the target nucleon. Average values of measured asymmetries for exclusive ρ^0 production are shown in Fig. 1. The asymmetry $A_{\text{UT}}^{\sin\phi_s}$ was found to be $-0.019 \pm 0.008(\text{stat.}) \pm 0.003(\text{syst.})$. All other asymmetries were also found to be of small magnitude but consistent with zero within experimental uncertainties. The asymmetries measured as functions of Q^2 , x_{Bj} and p_{T}^2 can be found in Ref. [10], as well as their comparison to the predictions of the GPD-model by Goloskokov and Kroll [11].

The measured asymmetries are proportional to bilinear combinations of the helicity amplitudes \mathcal{M} for the photoproduction subprocess, $A \propto \sum \mathcal{M}_{i'm',im}^* \mathcal{M}_{i'm',jn}$, where the helicity of the virtual photon is denoted by $i, j = -1, 0, +1$ and the helicity of the initial-state proton by $m, n = -\frac{1}{2}, +\frac{1}{2}$. The sum runs over all combinations of spins given by the spin of the meson $i' = -1, 0, +1$ and the spin of the final-state proton $m' = -\frac{1}{2}, +\frac{1}{2}$. In the following the helicities will be labelled by only their sign or zero.

For an interpretation of results in the framework of the model, the following asymmetries are particularly interesting, for which the dependence on the helicity

amplitudes reads

$$\begin{aligned}
\sigma_0 A_{\text{UT}}^{\sin(\phi-\phi_s)} &= -2\text{Im} \left[\epsilon \mathcal{M}_{0-,0+}^* \mathcal{M}_{0+,0+} + \mathcal{M}_{+-,++}^* \mathcal{M}_{++,++} + \frac{1}{2} \mathcal{M}_{0-,++}^* \mathcal{M}_{0+,++} \right] , \\
\sigma_0 A_{\text{UT}}^{\sin(2\phi-\phi_s)} &= -\text{Im} \left[\mathcal{M}_{0+,++}^* \mathcal{M}_{0-,0+} \right] , \\
\sigma_0 A_{\text{UT}}^{\sin\phi_s} &= -\text{Im} \left[\mathcal{M}_{0-,++}^* \mathcal{M}_{0+,0+} - \mathcal{M}_{0+,++}^* \mathcal{M}_{0-,0+} \right] .
\end{aligned} \tag{2}$$

Here σ_0 is the total unpolarised cross section, given by the sum of cross sections for longitudinally, σ_L , and transversely, σ_T , polarised virtual photons,

$$\sigma_0 = \frac{1}{2} (\sigma_{++}^{++} + \sigma_{++}^{--}) + \epsilon \sigma_{00}^{++} = \sigma_L + \epsilon \sigma_T, \tag{3}$$

and ϵ is the virtual photon polarisation parameter.

The dominant $\gamma_L^* \rightarrow \rho_L^0$ transitions are described by helicity amplitudes $\mathcal{M}_{0+,0+}$ and $\mathcal{M}_{0-,0+}$, which are related to chiral-even GPDs H and E , respectively. The subscripts L and T denote the photon and meson helicities 0 and ± 1 , respectively. The suppressed $\gamma_T^* \rightarrow \rho_T^0$ transitions are described by the helicity amplitudes $\mathcal{M}_{++,++}$ and $\mathcal{M}_{+-,++}$, which are likewise related to H and E . These GPDs are used since

several years to describe DVCS and vector meson exclusive production data. By the recent inclusion of transverse, *i.e.* chiral-odd GPDs, it became possible to also describe $\gamma_T^* \rightarrow \rho_L^0$ transitions [11]. In their description appear the amplitudes $\mathcal{M}_{0-,++}$ related to chiral-odd GPDs H_T and $\mathcal{M}_{0+,++}$ related to chiral-odd GPDs \bar{E}_T .

The small value of $A_{\text{UT}}^{\sin(\phi-\phi_s)}$ asymmetry for ρ^0 is explained as an approximate cancellation of contributions from GPDs E^u and E^d for valence quarks u and d , respectively, which have opposite signs but similar absolute values. The $A_{\text{UT}}^{\sin\phi_s}$ asymmetry represents an imaginary part of two bilinear products of helicity amplitudes. The first product is related to GPDs H and H_T , while the second one is related to GPDs E and \bar{E}_T . The asymmetry $A_{\text{UT}}^{\sin(2\phi-\phi_s)}$ represents the same combination of GPDs E and \bar{E}_T as the second term in $A_{\text{UT}}^{\sin\phi_s}$. The observation of a vanishing value for $A_{\text{UT}}^{\sin(2\phi-\phi_s)}$ implies that the non-vanishing value of $A_{\text{UT}}^{\sin\phi_s}$ constitutes the first experimental evidence from hard exclusive ρ^0 lepton production for the existence of transverse GPDs H_T .

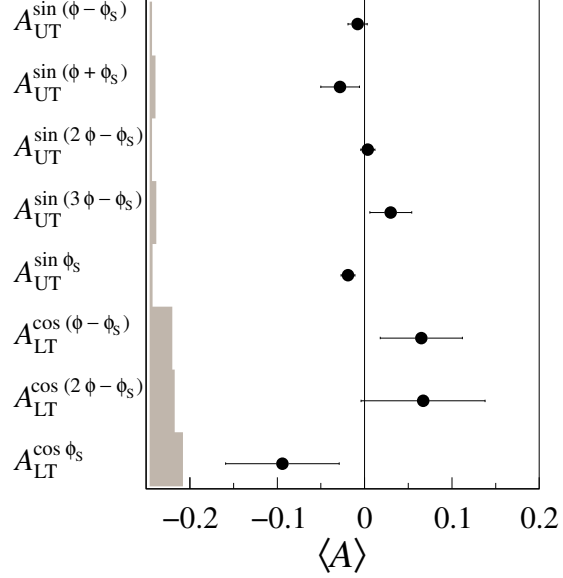


Figure 1: Mean values $\langle A \rangle$ for all transverse target asymmetries for exclusive ρ^0 productions. The errors bars (left bands) represent the statistical (systematic) uncertainties.

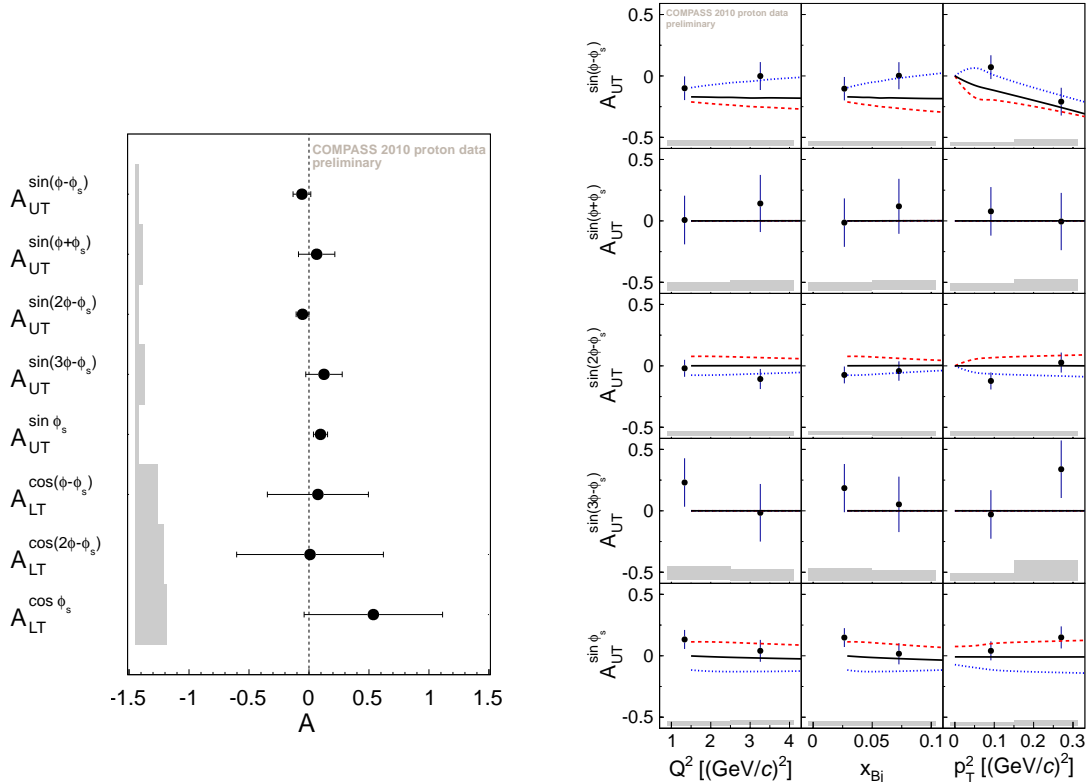


Figure 2: Left: Mean values A for all transverse target asymmetries for exclusive ω production. The errors bars (left bands) represent the statistical (systematic) uncertainties. Right: Single transverse target spin asymmetries for exclusive ω production. The curves show the predictions of the GPD model of Ref. [11]. The dashed red and dotted blue lines represent the predictions with the positive and negative $\pi\omega$ form factors, respectively, while the solid black lines represent the predictions without the pion pole exchange.

The preliminary result on average values of all eight transverse target asymmetries for exclusive ω production are shown in Fig. 2 (left), while the single spin asymmetries as functions of Q^2 , x_{Bj} and p_T^2 are presented in Fig. 2 (right) and are compared to the predictions of Goloskokov-Kroll model [12]. In this version of the model the authors have added a contribution from the exchange of π^0 pole. It turned out that this is an important contribution needed to reproduce HERMES results on SDMEs for exclusive electroproduction of ω mesons [13]. Still, the SDME data do not allow one to distinguish the sign of the $\pi\omega$ transition form factor. Certain azimuthal asymmetries for ω production are sensitive to the pion pole contribution and hence in principle could allow one to determine the sign of the form factor. The effect of the pion pole decreases with the energy of the virtual photon nucleon system, W , but still it could be measurable at COMPASS energies. The authors have provided three

sets of predictions: one without the pion pole contribution and two others with the contributions that differ by the sign of $\pi\omega$ form factor. While the negative sign is preferred by the results on $A_{\text{UT}}^{\sin(\phi-\phi_s)}$ and $A_{\text{UT}}^{\sin(2\phi-\phi_s)}$, the results on $A_{\text{UT}}^{\sin\phi_s}$ asymmetry prefer the positive sign. At present this discrepancy is not resolved.

3 The GPD program of COMPASS-II

The GPD part of COMPASS-II proposal [14] is devoted to measurements of both DVCS and HEMP with polarised μ^+ and μ^- beams and a liquid hydrogen target. The new detectors, the 4 m-long recoil proton detector CAMERA and (a central part of) the new large-angle electromagnetic calorimeter ECAL0, which are essential for measurements of exclusive processes, were constructed and incorporated into the COMPASS setup in 2012. The commissioning of these new detectors was done in 2012 and was followed by a short DVCS pilot run. The dedicated data taking for the GPD program, with the complete calorimeter ECAL0, is foreseen in 2016-2017 for a total period of 280 days.

The recoil proton detection is based on the ToF measurement between two barrels of 24 scintillator slats read out at both ends. By installing the CAMERA around the new 2.5 m long LH₂ target COMPASS has been converted into a facility measuring exclusive reactions within a kinematic domain from $x_{\text{Bj}} \sim 0.01$ to ~ 0.1 , which cannot be explored at any other existing or planned facility in the near future. The new calorimeter ECAL0 is being constructed. Compared to the existing electromagnetic calorimeters, it will increase the accessible kinematic domain for DVCS and exclusive π^0 production towards higher x_{Bj} , and therefore it will provide an overlap with HERMES and JLAB experiments. ECAL0 will also improve the hermeticity for detection of exclusive events and will contribute to reduce background to single-photon production that originates from π^0 and other decays.

An efficient selection of exclusive events, and suppression of the background was possible by using the combined information from the forward COMPASS detectors and the CAMERA. As an example a result for exclusive single photon production, obtained from the 2012 DVCS pilot run, is presented in the following.

A way to identify the observed process, $\mu + p \rightarrow \mu' + \gamma + p'$, to which both the DVCS and Bethe-Heitler (BH) processes contribute, is to look at the angle ϕ between the leptonic plane and the $\gamma^*\gamma$ plane. The observed distributions, after applying all cuts and selections and for $Q^2 > 1$ (GeV/c)², are displayed in Fig. 3 and compared to the predictions from the Monte Carlo (MC) simulations for the BH event yield. The MC is normalised to the data in the small x_{Bj} bin, where only BH contribution is expected. COMPASS offers the advantage to provide various kinematic domains where either BH or DVCS dominates. The collection of almost pure BH events at small x_{Bj} allows one to get an excellent reference yield and to control accurately the

global efficiency of the apparatus. In contrast, the collection of a DVCS sample at larger x_{Bj} will allow the measurement of the x_{Bj} dependence of the t -slope of the cross section, which is related to the tomographic partonic image of the nucleon. In the intermediate domain, the DVCS contribution will be boosted by the BH process through the interference term that allows us to investigate DVCS at the amplitude level. The Bethe-Heitler contribution shows a characteristic peak at $\phi \simeq 0$.

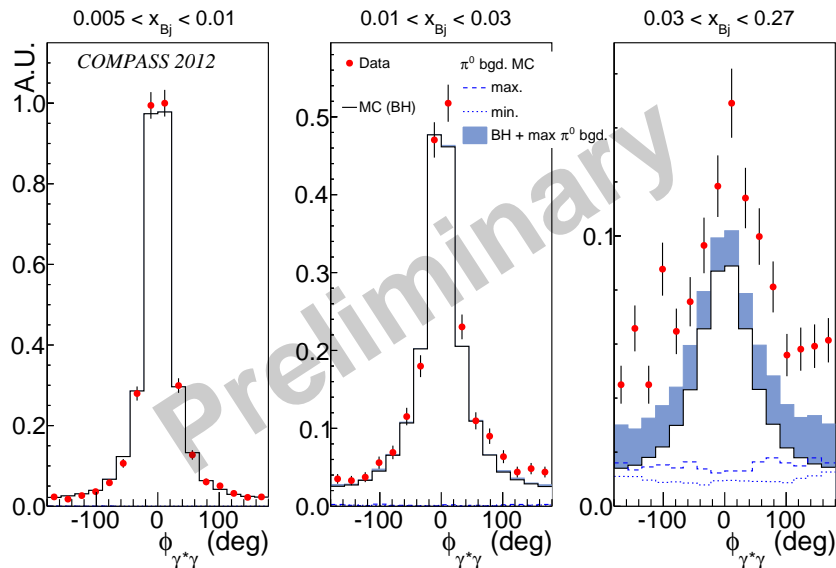


Figure 3: The exclusive single photon events obtained from the 2012 sample as a function of $\phi_{\gamma^*\gamma}$ ($\equiv \phi$) compared to the MC estimates of BH contribution (solid line) and the π^0 contamination (dotted and dashed lines). See text for more details.

The exclusive photon production sample is polluted by π^0 contribution when only one photon of the π^0 decay is observed. In this case, one of the two photons carries most of the energy of the parent meson and the second photon is either absorbed or emitted outside of the ECALs acceptance. We call this a "non-visible" π^0 background, which affects mostly large x_{Bj} events. It comes both from exclusive and semi-inclusive (SIDIS) π^0 productions. The first was studied using HEPGEN MC for hard exclusive π^0 production, while the second one by using LEPTO MC. The MC simulations have been normalised to the real data by comparing reconstructed π^0 in the real data with all reconstructed π^0 from each of the two MC generators separately. Presently we use a conservative approach and take the SIDIS π^0 (LEPTO) sample to estimate an upper limit and the exclusive π^0 (HEPGEN) sample for a lower bound on invisible π^0 contribution to the single photon sample. These two estimates are shown in Fig. 3 as dotted (exclusive π^0) and dashed (SIDIS π^0) histograms. The sum of BH contribution (continuous line) and the estimate of the maximal π^0 background is shown as a shaded (blue) histogram (right panel). An excess of the data above this

histogram is interpreted as an indication of the DVCS events in the sample and a proof of feasibility to measure DVCS with the present setup.

The projected accuracies for measurements of various observables within the GPD program are presented in the COMPASS-II proposal [14]. Investigation of GPDs with DVCS and HEMP on unpolarised protons using the data from 2016-2017 will allow to determine the x_{Bj} -dependence for t -slopes of the differential cross sections. That is related to the transverse distribution of partons and the 'nucleon tomography'. Measurements of the beam charge and spin sum and difference of single- γ cross sections will give access to the real and imaginary parts of the DVCS amplitude, and will allow to further constrain GPDs H . Studies of exclusive production of vector mesons (ρ , ω , ϕ) will lead to the quark flavour and gluon separation for GPDs H , while that of exclusive π^0 production will provide constraints on the GPD \tilde{E} and on chiral-odd GPDs.

The main goal of future (after 2018) measurements with transversely polarised target is to constrain GPDs E , which are related to the orbital momentum of partons, and also to investigate the role of chiral-odd GPDs in exclusive meson production.

References

- [1] D. Mueller *et al.*, Fortsch. Phys. **42** (1994) 101.
- [2] X. Ji, Phys. Rev. Lett. **78** (1997) 610; Phys. Rev. D **55** (1997) 7114.
- [3] A.V. Radyushkin, Phys. Lett. B **385** (1996) 333; Phys. Rev. D **56** (1997) 5524.
- [4] M. Burkardt, Phys. Rev. D **62** (2000) 071503; erratum-ibid. D **66** (2002) 119903; Int. J. Mod. Phys. A **18** (2003) 173; Phys. Lett. B **595** (2004) 245.
- [5] K. Goeke, M.V. Polyakov and M. Vanderhaegen, Prog. Part. in Nucl. Phys. **47** (2001) 401.
- [6] M. Diehl, *Generalized Parton Distributions*, DESY-thesis-2003-018, hep-ph/0307382.
- [7] A.V. Belitsky and A.V. Radyushkin, Phys. Rep. **418** (2005) 1.
- [8] COMPASS Collaboration, P. Abbon *et al.*, Nucl. Instr. Meth. A **577** (2007) 455.
- [9] C. Adolph *et al.* [COMPASS Collaboration], Nucl. Phys. B **865** (2012) 1.
- [10] C. Adolph *et al.* [COMPASS Collaboration], Phys. Lett. B **731** (2014) 19.
- [11] S.V. Goloskokov and P. Kroll, Eur. Phys. J. C **74** (2014) 2725 [arXiv:1310.1472] and private communication.
- [12] S.V. Goloskokov and P. Kroll, Eur. Phys. J. A **50** (2014) 146.
- [13] A. Airapetian *et al.* [HERMES Collaboration], Eur. Phys. J. C **74** (2014) 3110.
- [14] F. Gautheron *et al.* [COMPASS Collaboration], CERN-SPSC-2010-014, SPSC-P-340, May 2010.