

Fast Photon Detection for Particle Identification with COMPASS RICH-1

P.Abbon^k, M.Alekseev^l, H.Angererⁱ, M.Apollonio^m, R.Birsa^m, P.Bordalo^g, F.Bradamante^m, A.Bressan^m, L.Busso^l, M.Chiosso^l, P.Ciliberti^m, M.L.Colantoni^a, S.Costa^l, S.Dalla Torre^m, T.Dafni^k, E.Delagnes^k, H.Deschamps^k, V.Diaz^m, N.Dibiase^l, V.Duic^m, W.Eyrich^d, D.Faso^l, A.Ferrero^l, M.Finger^j, M.Finger Jr^j, H.Fischer^e, S.Gerassimovⁱ, M.Giorgi^m, B.Gobbo^m, R.Hagemann^e, D.von Harrach^h, F.H.Heinsius^e, S.Horikawa^c, R.Joosten^b, B.Ketzerⁱ, K.Königsmann^e, V.N.Kolosov^{c, *}, I.Konorovⁱ, D.Kramer^f, F.Kunne^k, A.Lehmann^d, S.Levorato^m, A.Maggiora^l, A.Magnon^k, A.Mannⁱ, A.Martin^m, G.Menon^m, A.Mutter^e, O.Nähle^b, F.Nerling^{e, **}, D.Neyret^k, P.Pagano^m, S.Panebianco^k, D.Panzieri^a, S.Paulⁱ, G.Pesaro^m, J. Polak^f, P.Rebourgeard^k, F.Robinet^k, E.Rocco^m, P.Schiavon^m, C.Schill^e, W.Schröder^d, L.Silva^g, M.Slunecka^j, F.Sozzi^m, L.Steiger^j, M.Sulc^f, M.Svec^f, F.Tessarotto^m, A.Teufel^d, H.Wollny^e

(a) INFN, Sezione di Torino and University of East Piemonte, Alessandria, Italy

(b) Universität Bonn, Helmholtz-Institut für Strahlen- und Kernphysik, Bonn, Germany

(c) CERN, European Organization for Nuclear Research, Geneva, Switzerland

(d) Universität Erlangen-Nürnberg, Physikalisches Institut, Erlangen, Germany

(e) Universität Freiburg, Physikalisches Institut, Freiburg, Germany

(f) Technical University of Liberec, Liberec, Czech Republic

(g) LIP, Lisbon, Portugal

(h) Universität Mainz, Institut für Kernphysik, Mainz, Germany

(i) Technische Universität München, Physik Department, Garching, Germany

(j) Charles University, Prague, Czech Republic and JINR, Dubna, Russia

(k) CEA Saclay, DSM/DAPNIA, Gif-sur-Yvette, France

(l) INFN, Sezione di Torino and University of Torino, Torino, Italy

(m) INFN, Sezione di Trieste and University of Trieste, Trieste, Italy

Abstract

Particle identification at high rates is an important challenge for many current and future high-energy physics experiments. The upgrade of the COMPASS RICH-1 detector requires a new technique for Cherenkov photon detection at count rates of several 10^6 per channel in the central detector region, and a read-out system allowing for trigger rates of up to 100 kHz. To cope with these requirements, the photon detectors in the central region have been replaced with the detection system described in this paper. In the peripheral regions, the existing multi-wire proportional chambers with CsI photocathode are now read out via a new system employing APV pre-amplifiers and flash ADC chips. The new detection system consists of multi-anode photomultiplier tubes (MAPMT) and fast read-out electronics based on the MAD4 discriminator and the F1-TDC chip. The RICH-1 is in operation in its upgraded version for the 2006 CERN SPS run. We present the photon detection design, constructive aspects and the first Cherenkov light in the detector.

* On leave from IHEP Protvino, Russia.

**Corresponding author, E-mail address: frank.nerling@cern.ch (F. Nerling).

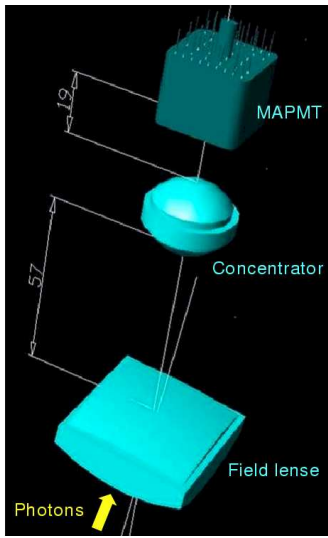


Fig. 1. Scheme of fused silica telescope system connected to each MAPMT.




Fig. 2. First quarter of the new detection system comprising 144 MAPMT, fully equipped with FE electronics. The FE cards are water-cooled by single waterline copper plates, as indicated by the three DREISAM boards in the front.

Key words: COMPASS, RICH, multi-anode PMT, particle identification

PACS: 29.40.Ka, 42.79.Pw, 85.60.Gz

1 Introduction & motivation of the project

The fixed target experiment COMPASS [1] at CERN SPS is a two stage spectrometer dedicated to the investigation of perturbative and non-perturbative QCD. The comprehensive research programme comprises both physics with a muon and hadron beams, including the study of the nucleon spin structure and charm spectroscopy. Identification of hadronic particles is required, and performed by RICH-1 in the multi-decade GeV/c range [2]. For this purpose, a large size gas radiator RICH has been in operation in COMPASS since 2001. Multi-wire proportional chambers (MWPC) with CsI photocathodes have been used for the single photon detection, whereas the read-out was based on the Gassiplex front-end (FE) chip [3]. Now, the central quarter of the 5.3 m^2 photon detection area has been fitted with a new detection system based on MAPMT [4] and is discussed in this paper. The outer regions stay unchanged, and are read out by a new system [5] characterised by negligible dead-time and better time resolution. Details on the COMPASS data acquisition system may be found in [6].

The memory time of about $3\ \mu\text{s}$ of the detection system and the dominant background due to uncorrelated muon beam particles in the central detector region had remarkably reduced the detector performance, especially for particles at the very forward direction. Furthermore, the planned increase of the beam intensity from 40 to 100 MHz, and trigger rates from 20 kHz in the past to 100 kHz, made upgrading the COMPASS RICH-1 mandatory in terms of a faster photon detection system.

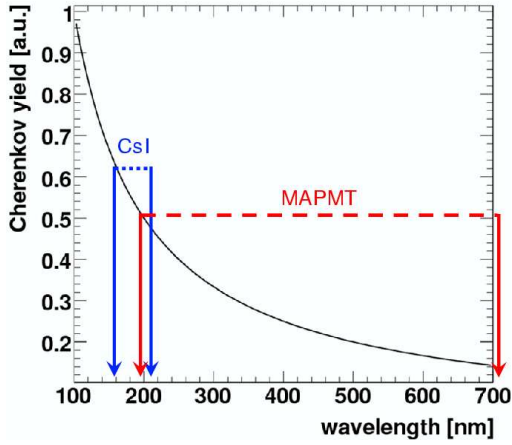


Fig. 3. Cherenkov yield as a function of wavelength - the different sensitivities for CsI and MAPMT are indicated.

2 Realisation of the project

The new detector part consists of 576 MAPMT (Hamamatsu R7600-03-M16) with 16 channels per PMT, each coupled to an individual fused silica telescope, see Fig. 1. The purpose of the optics is to focus the Cherenkov photons on the sensitive cathodes to gain a factor of approximately 7 in sensitive surface. Moreover, the telescope has been designed to minimise image distortions, provide an angular acceptance of $\pm 9.5^\circ$, and perform a spot size of ~ 1 mm (r.m.s). The read-out is performed by 4 sensitive MAD4 chips [7] on 2 FE cards per MAPMT, and high-resolution F1 TDC [8]. One so-called DREISAM card housing 8 F1-TDC reads 4 MAPMT. Both electronic cards are water-cooled via copper water line plates. One panel of MAPMT fully equipped with FE electronics is shown in Fig. 2. The MAD4 chip features a small noise level (5-7 fC compared to mean signals of 500 fC) and has a rate capability up to ~ 1 MHz per channel. The new FE chip version CMAD, that will be available for the 2007 run, will operate up to rates of 5 MHz per channel. The F1-TDC operate stably for input rates up to 10 MHz per channel at 100 kHz trigger rates, and the time resolution of 120 ps further ensures the background level from uncorrelated physics events to be negligible.

3 Expected performance & first light in the upgraded detector

The performance achieved in the past can be summarised as follows [2]: Photons per particle at saturation $N_{\text{ph}/\text{ring}} = 14$ (mean value), single photon and global resolution on the reconstructed Cherenkov angle θ_{Ch} at saturation of $\sigma_{\text{ph}} = 1.2$ mrad and $\sigma_{\text{ring}} = 0.6$ mrad respectively, resulting in particle identification (PID) efficiency better than 95% for $\theta_{\text{Ch}} > 30$ mrad, and 2σ pion-to-kaon separation at 43 GeV/c.

One benefit of using MAPMT is the extension in the wavelength range and the resultant increase of detected Cherenkov photons as illustrated in Fig. 3. We expect an increase in the number of detected photons per ring by approximately a factor of 3 to $N_{\text{ph}/\text{ring}} \approx 40$ ($\beta \sim 1$). Due to the improved time

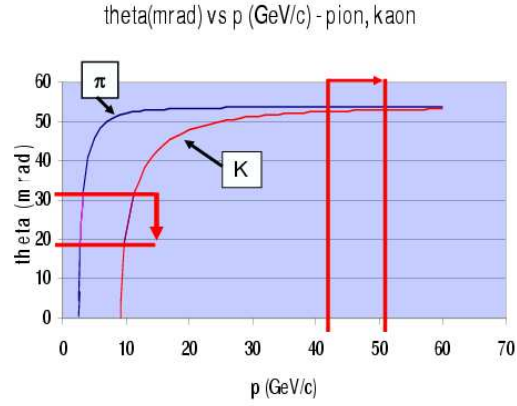


Fig. 4. Simulated Cherenkov emission angle θ_{Ch} versus particle momenta - the PID capabilities extended by the detector upgrade are marked.

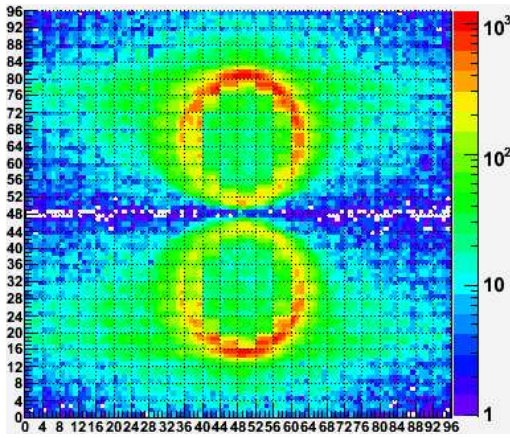


Fig. 5. Accumulated detector hitmap imaging the halo of beam particles.

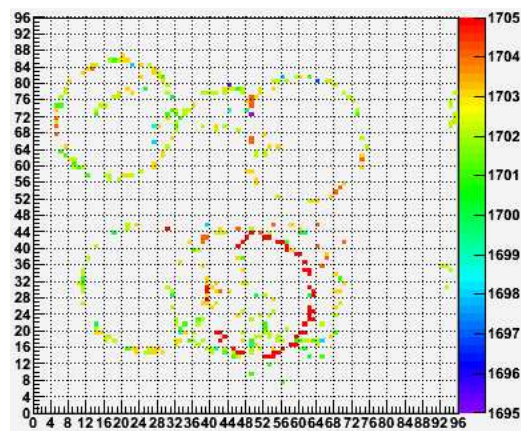


Fig. 6. Single physics event with multiple hadron rings (blue-red = 20 ns).

resolution of a few ns, we further expect a gain in the time resolution of single ring reconstruction to $\sigma_{\text{ring}} \approx 0.4$ mrad at $\beta \sim 1$. The improved $N_{\text{ph/ring}}$ leads to an extended PID capability towards $\theta_{\text{Ch}} < 30$ mrad and lower particle momenta, whereas the better σ_{ring} extends PID to higher particle momenta, cf. Fig. 4. The effective space resolution of the system is about 5 mm, which leads to $\sigma_{\text{ph}} \approx 2.4$ mrad. Finally, we expect 2σ pion-to-kaon separation at 50 GeV/c and efficient PID for small angles $\theta_{\text{Ch}} > 20$ mrad.

In Fig. 5, the two dimensional hitmap of the 96×96 channels or pixels are shown for one of the first COMPASS 2006 SPS physics runs. One clearly recognises the halo of the beam particles in the centre. First single event hadron rings detected with the COMPASS RICH MAPMT are shown in Fig. 6 (20 ns time cut applied).

4 Conclusions

For the upgrade of the COMPASS RICH-1, a fast photon detection system based on MAPMT was designed and implemented on the time scale of one and a half years, and thus was ready for the COMPASS 2006 data taking. The PID capability will be extended to both - high particle momenta and near the threshold. First signals in the detector indicate the new system is working well, improving future COMPASS physics results.

5 Acknowledgements

We acknowledge support from the CERN/PH groups PH/TA1, TA2, DT2, TS/SU, and support by the BMBF (Germany) and the European Community-research Infrastructure Activity under the FP6 programme (Hadron Physics, RII3-CT-2004-506078).

References

- [1] The COMPASS Collaboration, Proposal, CERN/SPSLC/96-14, SP-SLC/P 297 March 1. (1996), CERN/SPSLC/96-30, SPSLC/P 297 May 20, (1996).
- [2] E. Albrecht et al., Nucl. Instr. Meth. A **553**, 215-219 (2005).

- [3] C. Santiard et al., *Proc. 6th Pisa Meeting on Advanced Detectors*, La Biodola, Italy, May 1994, Phys. Rev. **C52**, 2072 (1995).
- [4] M. Alekseev et al., Nucl. Instr. Meth., A **553**, 53 (2005).
- [5] D. Neyret et al., *4th Intern. Conf. on New Developments in Photondetection*, Beaune, France (2005).
- [6] L. Schmitt et al., IEEE Trans. Nucl. Sci. 51, 439 (2004).
- [7] F. Gonnella and M. Pegoraro, CERN-LHCC-2001-034, 204-8 (2001).
- [8] H. Fischer et al., IEEE Trans. Nucl. Sci. 49, 443 (2002).