

Extraction of the Compton Form Factor \mathcal{H} from DVCS measurements in the quark sector

H. MOUTARDE, for the CLAS group at Saclay

Irfu/SPhN, CEA-Saclay

Trento 2010 - 11 / 10 / 2010

- 1 Introduction
- 2 Preliminary analysis
- 3 Hybrid fitting strategy
- 4 Results
- 5 Lessons and paths towards a global fitting procedure

Extraction of
 \mathcal{H} from DVCS

Introduction

About GPDs
Leading twist
Extraction
methods

Preliminary
analysis

Selected data
GV formalism
Assumptions

Hybrid fitting
strategy

Local fits
Global fit

Results

$Im\mathcal{H}$ and $Re\mathcal{H}$
Discussion

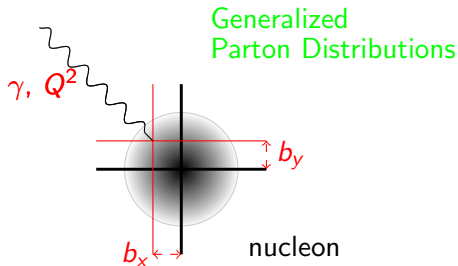
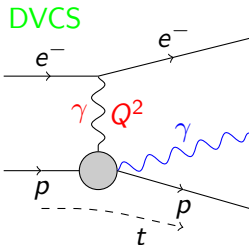
Global fitting
procedure

Degrees of
freedom
Software

Conclusions

Generalized Parton Distributions.

Viewing nucleon structure in 3d.



- Correlation of the **longitudinal momentum** and the **transverse position** of the struck quark.

Extraction of \mathcal{H} from DVCS

Introduction

About GPDs

Leading twist
Extraction
methods

Preliminary
analysis

Selected data
GV formalism
Assumptions

Hybrid fitting
strategy

Local fits
Global fit

Results

$Im\mathcal{H}$ and $Re\mathcal{H}$
Discussion

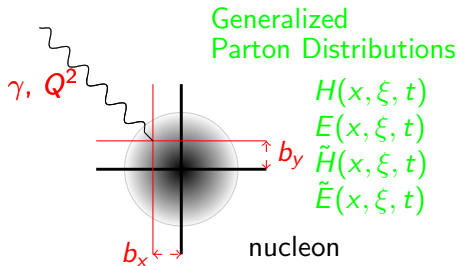
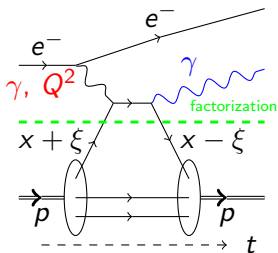
Global fitting
procedure

Degrees of
freedom
Software

Conclusions

Generalized Parton Distributions.

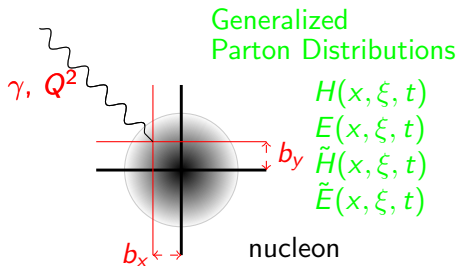
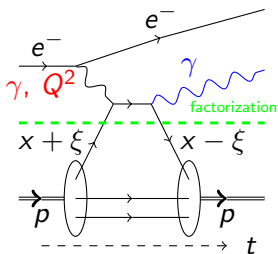
Viewing nucleon structure in 3d.



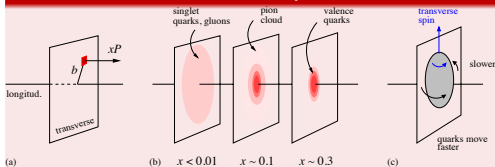
- Correlation of the **longitudinal momentum** and the **transverse position** of the struck quark.
- **3-dimensional** description of the nucleon.
- Insights on :
 - spin structure,
 - energy-momentum structure.

Generalized Parton Distributions.

Viewing nucleon structure in 3d.



How to obtain this 3d picture from DVCS measurements ?



C. Weiss,
AIP Conf.
Proc. 1149,
150 (2009)

Extraction of \mathcal{H} from DVCS

Introduction

About GPDs

Leading twist
Extraction
methods

Preliminary
analysis

Selected data
GV formalism
Assumptions

Hybrid fitting
strategy

Local fits
Global fit

Results

$Im\mathcal{H}$ and $Re\mathcal{H}$
Discussion

Global fitting
procedure

Degrees of
freedom
Software

Conclusions

DVCS described by 4 Compton Form Factors.

Approximations : quark sector, leading twist and leading order.

Extraction of \mathcal{H} from DVCS

Introduction

About GPDs

Leading twist

Extraction methods

Preliminary analysis

Selected data
GV formalism
Assumptions

Hybrid fitting strategy

Local fits
Global fit

Results

$Im\mathcal{H}$ and $Re\mathcal{H}$
Discussion

Global fitting procedure

Degrees of freedom
Software

Conclusions

- Example : GPD H

$$\mathcal{H} = \int_{-1}^{+1} dx H(x, \xi, t) \left(\frac{1}{\xi - x - i\epsilon} - \frac{1}{\xi + x - i\epsilon} \right)$$

- Integration yields **real** and **imaginary** parts to \mathcal{H} :

$$Re\mathcal{H} = \mathcal{P} \int_{-1}^{+1} dx H(x, \xi, t) \left(\frac{1}{\xi - x} - \frac{1}{\xi + x} \right)$$

$$Im\mathcal{H} = \pi \left(H(\xi, \xi, t) - H(-\xi, \xi, t) \right)$$

- Relation between $Im\mathcal{H}$ and $Re\mathcal{H}$ **weakly constrained** by dispersion relations. However see :

[K. Kumericki and D. Müller, Nucl. Phys. **B841**, 1 \(2010\)](#)

[G. Goldstein and S. Liuti, DIS2009](#)

Current extraction methods on the market.

Problem : How to reduce the model dependence ?

Extraction of \mathcal{H} from DVCS

Introduction

About GPDs
Leading twist

Extraction
methods

Preliminary
analysis

Selected data
GV formalism
Assumptions

Hybrid fitting
strategy

Local fits
Global fit

Results

$Im\mathcal{H}$ and $Re\mathcal{H}$
Discussion

Global fitting
procedure

Degrees of
freedom
Software

Conclusions

Local fits

Take each kinematic bin independantly of the others.
Extraction of $Re\mathcal{H}$, $Im\mathcal{H}$, ... as independent parameters.

Global fit

Take all kinematic bins at the same time. Use a parametrization of GPDs or CFFs.

Hybrid : Local / global fit

Combine two previous methods to estimate model dependence.

Neural networks

Work in progress. Results reported at Exclusive 2010 Workshop.

Selected DVCS measurements.

Fine kinematic binning, large kinematic coverage, several observables.

Hall A : helicity-dependent and independent cross sections

(C. Muñoz Camacho et al., Phys. Rev. Lett. 97 (2006) 262002)

- Helicity-dependent cross sections :

- $Q^2 : 1.5 \rightarrow 2.3 \text{ GeV}^2$
- $t : -0.33 \rightarrow -0.17 \text{ GeV}^2$

- Helicity-independent cross sections :

- $Q^2 : 2.3 \text{ GeV}^2$
- $t : -0.33 \rightarrow -0.17 \text{ GeV}^2$

Extraction of \mathcal{H} from DVCS

Introduction

About GPDs
Leading twist
Extraction
methods

Preliminary
analysis

Selected data
GV formalism
Assumptions

Hybrid fitting
strategy

Local fits
Global fit

Results

$Im\mathcal{H}$ and $Re\mathcal{H}$
Discussion

Global fitting
procedure

Degrees of
freedom
Software

Conclusions

Selected DVCS measurements.

Fine kinematic binning, large kinematic coverage, several observables.

Hall A : helicity-dependent and independent cross sections

C. Muñoz Camacho *et al.*, Phys. Rev. Lett. **97**, 262002 (2006)

Restricted kinematic range, highly-precise helicity-dependent cross sections.

Hall B : Beam Spin Asymmetries

(F.-X. Girod *et al.*, Phys. Rev. Lett. 100 (2008) 162002)

- $x_B : 0.11 \rightarrow 0.58$
- $Q^2 : 1 \rightarrow 4.8 \text{ GeV}^2$
- $t : -1.8 \rightarrow -0.09 \text{ GeV}^2$

Extraction of \mathcal{H} from DVCS

Introduction
About GPDs
Leading twist
Extraction methods

Preliminary analysis

Selected data
GV formalism
Assumptions

Hybrid fitting strategy
Local fits
Global fit

Results

$Im\mathcal{H}$ and $Re\mathcal{H}$
Discussion

Global fitting procedure

Degrees of freedom
Software

Conclusions

Selected DVCS measurements.

Fine kinematic binning, large kinematic coverage, several observables.

Hall A : helicity-dependent and independent cross sections

C. Muñoz Camacho *et al.*, Phys. Rev. Lett. **97**, 262002 (2006)

Restricted kinematic range, highly-precise helicity-dependent cross sections.

Hall B : Beam Spin Asymmetries

F.-X. Girod *et al.*, Phys. Rev. Lett. **100**, 162002 (2008)

Wide kinematic range, precise BSAs.

Hermes : BSAs, BCAs, TSAs

A. Airapetian *et al.*, JHEP **0806**, 017 (2008)

D. Zeiler *et al.*, arXiv:0810.5007 [hep-ex]

- $x_B : 0.08 \rightarrow 0.12$
- $Q^2 : 1.9 \rightarrow 3.5 \text{ GeV}^2$
- $t : -0.42 \rightarrow -0.03 \text{ GeV}^2$

Extraction of \mathcal{H} from DVCS

Introduction
About GPDs
Leading twist
Extraction methods

Preliminary analysis

Selected data
GV formalism
Assumptions

Hybrid fitting strategy

Local fits
Global fit

Results
 $Im\mathcal{H}$ and $Re\mathcal{H}$
Discussion

Global fitting procedure

Degrees of freedom
Software

Conclusions

Selected DVCS measurements.

Fine kinematic binning, large kinematic coverage, several observables.

Extraction of \mathcal{H} from DVCS

Introduction
About GPDs
Leading twist
Extraction methods

Preliminary analysis

Selected data
GV formalism
Assumptions

Hybrid fitting strategy
Local fits
Global fit

Results
 $Im\mathcal{H}$ and $Re\mathcal{H}$
Discussion

Global fitting procedure
Degrees of freedom
Software

Conclusions

Hall A : helicity-dependent and independent cross sections

C. Muñoz Camacho *et al.*, Phys. Rev. Lett. **97**, 262002 (2006)

Restricted kinematic range, highly-precise helicity-dependent cross sections.

Hall B : Beam Spin Asymmetries

F.-X. Girod *et al.*, Phys. Rev. Lett. **100**, 162002 (2008)

Wide kinematic range, precise BSAs.

Hermes : BSAs, BCAs, TSAs

A. Airapetian *et al.*, JHEP **0806**, 017 (2008)

D. Zeiler *et al.*, DIS2008

Restricted kinematic range, several different observables.

Comparison of Hall A and B DVCS data. A cross-check.

Extraction of \mathcal{H} from DVCS

Introduction

About GPDs
Leading twist
Extraction methods

Preliminary analysis

Selected data
GV formalism
Assumptions

Hybrid fitting strategy

Local fits
Global fit

Results

$Im\mathcal{H}$ and $Re\mathcal{H}$
Discussion

Global fitting procedure

Degrees of freedom
Software

Conclusions

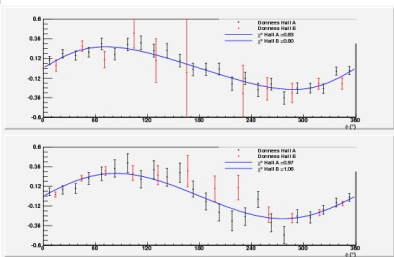
Two points for comparisons :

• Hall A :

x_B	$Q^2(\text{GeV}^2)$	$t(\text{GeV}^2)$
0.36	2.3	-0.17
0.36	2.3	-0.28

• Hall B :

x_B	$Q^2(\text{GeV}^2)$	$t(\text{GeV}^2)$
0.3215	2.2170	-0.1719
0.3431	2.3060	-0.3012



Analytic $ep \rightarrow ep\gamma$ cross sections.

Interference between Bethe-Heitler and VCS processes treated exactly.

Extraction of \mathcal{H} from DVCS

Introduction

About GPDs
Leading twist
Extraction
methods

Preliminary
analysis

Selected data
GV formalism
Assumptions

Hybrid fitting
strategy

Local fits
Global fit

Results

$Im\mathcal{H}$ and $Re\mathcal{H}$
Discussion

Global fitting
procedure

Degrees of
freedom
Software

Conclusions

Example : DVCS helicity-dependent cross section at twist 2

- BKM formalism :

$$C_1 \sin \phi \operatorname{Im} \left(\mathcal{H} + \frac{x_B}{2 - x_B} \left(1 + \frac{F_2}{F_1} \right) \tilde{\mathcal{H}} - \frac{t}{4M^2} \frac{F_2}{F_1} \mathcal{E} \right)$$

A.V. Belitsky, D. Mueller and A. Kirchner
Nucl. Phys. **B629**, 323 (2002)

- GV formalism :

$$C_2 \sin \phi \operatorname{Im} \left(\mathcal{H} + c_{\mathcal{E}} \mathcal{E} + c_{\tilde{\mathcal{H}}} \tilde{\mathcal{H}} + c_{\tilde{\mathcal{E}}} \tilde{\mathcal{E}} \right)$$

P.A.M. Guichon and M. Vanderhaeghen, unpublished

Analytic $ep \rightarrow ep\gamma$ cross sections.

Interference between Bethe-Heitler and VCS processes treated exactly.

Extraction of \mathcal{H} from DVCS

Introduction

About GPDs
Leading twist
Extraction
methods

Preliminary
analysis

Selected data
GV formalism
Assumptions

Hybrid fitting
strategy

Local fits
Global fit

Results

$Im\mathcal{H}$ and $Re\mathcal{H}$
Discussion

Global fitting
procedure

Degrees of
freedom
Software

Conclusions

Example : DVCS helicity-dependent cross section at twist 2

- BKM formalism : [arXiv:1005.5209](https://arxiv.org/abs/1005.5209)

$$C_1 \sin \phi \operatorname{Im} \left(\mathcal{H} + \frac{x_B}{2 - x_B} \left(1 + \frac{F_2}{F_1} \right) \tilde{\mathcal{H}} - \frac{t}{4M^2} \frac{F_2}{F_1} \mathcal{E} \right)$$

A.V. Belitsky, D. Mueller and A. Kirchner
Nucl. Phys. **B629**, 323 (2002)

- GV formalism :

$$C_2 \sin \phi \operatorname{Im} \left(\mathcal{H} + c_{\mathcal{E}} \mathcal{E} + c_{\tilde{\mathcal{H}}} \tilde{\mathcal{H}} + c_{\tilde{\mathcal{E}}} \tilde{\mathcal{E}} \right)$$

P.A.M. Guichon and M. Vanderhaeghen, unpublished

Analytic $ep \rightarrow ep\gamma$ cross sections.

Interference between Bethe-Heitler and VCS processes treated exactly.

Extraction of \mathcal{H} from DVCS

Introduction

About GPDs
Leading twist
Extraction
methods

Preliminary
analysis

Selected data
GV formalism
Assumptions

Hybrid fitting
strategy

Local fits
Global fit

Results

$Im\mathcal{H}$ and $Re\mathcal{H}$
Discussion

Global fitting
procedure

Degrees of
freedom
Software

Conclusions

Example : DVCS helicity-dependent cross section at twist 2

- BKM formalism : coefficients do not depend on Q^2

$$C_1 \sin \phi \operatorname{Im} \left(\mathcal{H} + \frac{x_B}{2 - x_B} \left(1 + \frac{F_2}{F_1} \right) \tilde{\mathcal{H}} - \frac{t}{4M^2} \frac{F_2}{F_1} \mathcal{E} \right)$$

A.V. Belitsky, D. Mueller and A. Kirchner
Nucl. Phys. **B629**, 323 (2002)

- GV formalism : coefficients depend on Q^2

$$C_2 \sin \phi \operatorname{Im} \left(\mathcal{H} + \underbrace{c_{\mathcal{E}}}_{20\%} \mathcal{E} + \underbrace{c_{\tilde{\mathcal{H}}}}_{20\%} \tilde{\mathcal{H}} + \underbrace{c_{\tilde{\mathcal{E}}}}_{30\%} \tilde{\mathcal{E}} \right)$$

P.A.M. Guichon and M. Vanderhaeghen, unpublished

Main assumptions.

Expectation : extraction of \mathcal{H} with ≥ 40 % total uncertainty.

- **Twist 2 accuracy**

- Early Q^2 -scaling was observed in Hall A.

C. Muñoz Camacho et al.

Phys. Rev. Lett. **97**, 262002 (2006)

- Similar recent result concerning a subset of JLab data.

M. Guidal, Phys. Lett. **B689**, 156 (2010)

- Small higher twist contribution in Hermes data.

D. Zeiler *et al.*, DIS2008

- **H -dominance**

- Dramatically decreases the number of degrees of freedom in the fits.

- Expectations : **systematic error between 20 and 50 %**.

- Systematic error $\lesssim 25$ % from direct test of hypothesis with VGG model.

- The most questionable assumption so far ?

Local fits.

Fits on each kinematic bin to twist 2 expressions.

Extraction of \mathcal{H} from DVCS

Introduction

About GPDs
Leading twist
Extraction methods

Preliminary analysis

Selected data
GV formalism
Assumptions

Hybrid fitting strategy

Local fits

Global fit

Results

$Im\mathcal{H}$ and $Re\mathcal{H}$
Discussion

Global fitting procedure

Degrees of freedom
Software

Conclusions

- Keep bins with $\frac{|t|}{Q^2} < \frac{1}{2}$.
- Low model dependence (H -dominance, twist 2).
- But fits may still be underconstrained.
- **Estimation** of systematic errors caused by H -dominance hypothesis by fitting data with subdominant GPDs set to 0 or to their VGG value.

Global fit.

Fit to a parametrization from the dual model.

- DVCS cross sections depend on singlet combination H_+ :

$$H_+(x, \xi, t, Q^2) = H(x, \xi, t, Q^2) - H(-x, \xi, t, Q^2)$$

- Dual model parametrization of H_+ :

$$2 \sum_{n=0}^{\infty} \sum_{l=0}^{n+1} B_{nl}(t, Q^2) \theta \left(1 - \frac{x^2}{\xi^2} \right) \left(1 - \frac{x^2}{\xi^2} \right) C_{2n+1}^{\frac{3}{2}} \left(\frac{x}{\xi} \right) P_{2l} \left(\frac{1}{\xi} \right)$$

Extraction of \mathcal{H} from DVCS

Introduction

About GPDs
Leading twist
Extraction methods

Preliminary analysis

Selected data
GV formalism
Assumptions

Hybrid fitting strategy

Local fits
Global fit

Results

$Im\mathcal{H}$ and $Re\mathcal{H}$
Discussion

Global fitting procedure

Degrees of freedom
Software

Conclusions

Global fit.

Fit to a parametrization from the dual model.

- DVCS cross sections depend on singlet combination H_+ :

$$H_+(x, \xi, t, Q^2) = H(x, \xi, t, Q^2) - H(-x, \xi, t, Q^2)$$

- Dual model parametrization of H_+ :

$$2 \sum_{n=0}^{\infty} \sum_{l=0}^{n+1} B_{nl}(t, Q^2) \theta \left(1 - \frac{x^2}{\xi^2}\right) \left(1 - \frac{x^2}{\xi^2}\right) C_{2n+1}^{\frac{3}{2}} \left(\frac{x}{\xi}\right) \underbrace{P_{2l} \left(\frac{1}{\xi}\right)}_{\text{Legendre polynomial}}$$

Legendre
polynomial

Extraction of \mathcal{H} from DVCS

Introduction

About GPDs
Leading twist
Extraction
methods

Preliminary
analysis

Selected data
GV formalism
Assumptions

Hybrid fitting
strategy

Local fits
Global fit

Results

$Im\mathcal{H}$ and $Re\mathcal{H}$
Discussion

Global fitting
procedure

Degrees of
freedom
Software

Conclusions

Global fit.

Fit to a parametrization from the dual model.

- DVCS cross sections depend on singlet combination H_+ :

$$H_+(x, \xi, t, Q^2) = H(x, \xi, t, Q^2) - H(-x, \xi, t, Q^2)$$

- Dual model parametrization of H_+ :

$$2 \sum_{n=0}^{\infty} \sum_{l=0}^{n+1} B_{nl}(t, Q^2) \theta \left(1 - \frac{x^2}{\xi^2}\right) \left(1 - \frac{x^2}{\xi^2}\right) \underbrace{C_{2n+1}^{\frac{3}{2}} \left(\frac{x}{\xi}\right)}_{\text{Gegenbauer polynomial}} P_{2l} \left(\frac{1}{\xi}\right)$$

Extraction of \mathcal{H} from DVCS

Introduction

About GPDs
Leading twist
Extraction methods

Preliminary analysis

Selected data
GV formalism
Assumptions

Hybrid fitting strategy

Local fits
Global fit

Results

$Im\mathcal{H}$ and $Re\mathcal{H}$
Discussion

Global fitting procedure

Degrees of freedom
Software

Conclusions

Global fit.

Fit to a parametrization from the dual model.

- DVCS cross sections depend on singlet combination H_+ :

$$H_+(x, \xi, t, Q^2) = H(x, \xi, t, Q^2) - H(-x, \xi, t, Q^2)$$

- Dual model parametrization of H_+ :

$$2 \sum_{n=0}^{\infty} \sum_{l=0}^{n+1} B_{nl}(t, Q^2) \underbrace{\theta \left(1 - \frac{x^2}{\xi^2} \right)}_{\text{Support : Smeared}} \left(1 - \frac{x^2}{\xi^2} \right) C_{2n+1}^{\frac{3}{2}} \left(\frac{x}{\xi} \right) P_{2l} \left(\frac{1}{\xi} \right)$$

Support :
Smeared

Extraction of \mathcal{H} from DVCS

Introduction

About GPDs
Leading twist
Extraction methods

Preliminary analysis

Selected data
GV formalism
Assumptions

Hybrid fitting strategy

Local fits
Global fit

Results

$Im\mathcal{H}$ and $Re\mathcal{H}$
Discussion

Global fitting procedure

Degrees of freedom
Software

Conclusions

Global fit.

Fit to a parametrization from the dual model.

- DVCS cross sections depend on singlet combination H_+ :

$$H_+(x, \xi, t, Q^2) = H(x, \xi, t, Q^2) - H(-x, \xi, t, Q^2)$$

- Dual model parametrization of H_+ :

$$2 \sum_{n=0}^{\infty} \sum_{l=0}^{n+1} \underbrace{B_{nl}(t, Q^2)}_{\substack{\text{Model} \\ t\text{-dep.}}} \left(1 - \frac{x^2}{\xi^2}\right) \left(1 - \frac{x^2}{\xi^2}\right) C_{2n+1}^{\frac{3}{2}}\left(\frac{x}{\xi}\right) P_{2l}\left(\frac{1}{\xi}\right)$$

$$\text{with } B_{nl}(t, Q^2) = \left(\ln \frac{Q_0^2}{\Lambda^2} / \ln \frac{Q^2}{\Lambda^2}\right)^{\frac{\gamma_P}{\beta_0}} B_{nl}(t, Q_0^2).$$

Extraction of \mathcal{H} from DVCS

Introduction

About GPDs
Leading twist
Extraction methods

Preliminary analysis

Selected data
GV formalism
Assumptions

Hybrid fitting strategy

Local fits
Global fit

Results

$Im\mathcal{H}$ and $Re\mathcal{H}$
Discussion

Global fitting procedure

Degrees of freedom
Software

Conclusions

Global fit.

Fit to a parametrization from the dual model.

- DVCS cross sections depend on singlet combination H_+ :

$$H_+(x, \xi, t, Q^2) = H(x, \xi, t, Q^2) - H(-x, \xi, t, Q^2)$$

- Dual model parametrization of H_+ :

$$2 \sum_{n=0}^N \sum_{l=0}^{n+1} \underbrace{B_{nl}(t, Q^2)}_{\substack{\text{Model} \\ t\text{-dep.}}} \left(1 - \frac{x^2}{\xi^2}\right) \left(1 - \frac{x^2}{\xi^2}\right) C_{2n+1}^{\frac{3}{2}} \left(\frac{x}{\xi}\right) P_{2l} \left(\frac{1}{\xi}\right)$$

$$\text{with } B_{nl}(t, Q^2) = \left(\ln \frac{Q_0^2}{\Lambda^2} / \ln \frac{Q^2}{\Lambda^2}\right)^{\frac{\gamma_P}{\beta_0}} \frac{a_{nl}}{1 + b_{nl}(t - t_0)^2}.$$

- Non-trivial correlation between x and t .
- a_{nl} and b_{nl} are fitted. t_0 is chosen prior to the fits.

Global fit.

Iterative fitting procedure and systematic uncertainties.

- Keep bins with $\frac{|t|}{Q^2} < \frac{1}{2}$ (1001 ϕ -bins fitted).
- $\frac{N(N+3)}{2}$ fitted coefficients for a given truncation N .
 - 10, 18 and 28-parameter fits for $N = 2, 3$ and 4.
 - **Estimation** of the **truncation error** by comparison of the results of these 3 fits.
- Iterative fitting procedure to handle large number of parameters.
- **Estimation** of systematic errors caused by **H -dominance hypothesis** by fitting data with subdominant GPDs set to 0 or to their VGG value.
- Purpose : smooth parametrization of data. **No extrapolation** outside the domain of the fit.

Effect of the truncation of the series. Hall B data.

Extraction of \mathcal{H} from DVCS

Introduction

About GPDs
Leading twist
Extraction methods

Preliminary analysis

Selected data
GV formalism
Assumptions

Hybrid fitting strategy

Local fits
Global fit

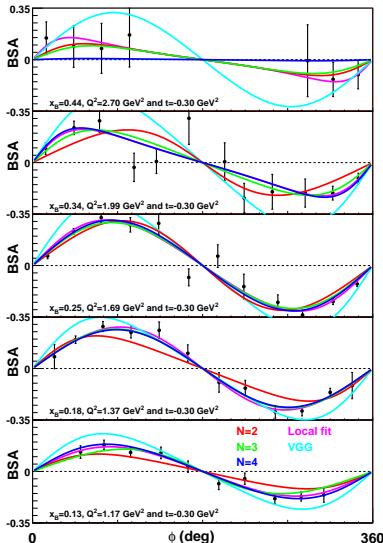
Results

$Im\mathcal{H}$ and $Re\mathcal{H}$
Discussion

Global fitting procedure

Degrees of freedom
Software

Conclusions



- 3 global fits qualitatively similar :

N	$\chi^2/\text{d.o.f.}$
2	1.73
3	1.61
4	1.78

- No differences on Hall A data (next slide).
- $N=2$ fails to reproduce BSAs at small ξ .
- $N=3$ always good and close to local fits.
- $N=4$ is uncontrolled at large ξ .

Effect of the truncation of the series.

Hall A data.

Extraction of \mathcal{H} from DVCS

Introduction

About GPDs
Leading twist
Extraction methods

Preliminary analysis

Selected data
GV formalism
Assumptions

Hybrid fitting strategy

Local fits
Global fit

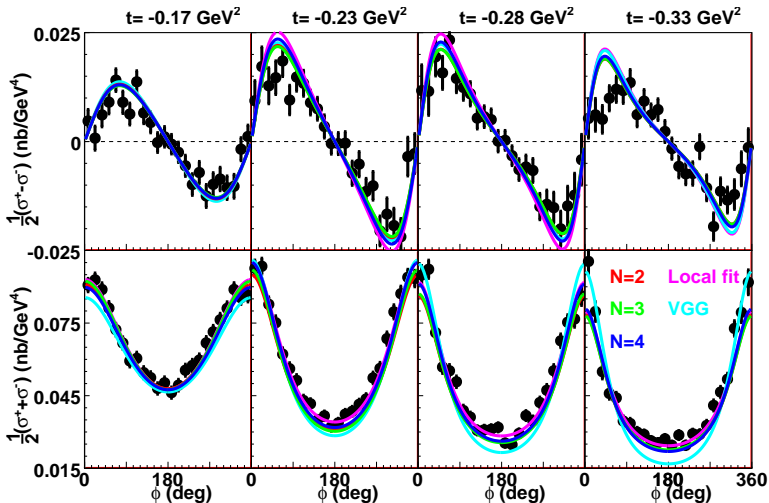
Results

$Im\mathcal{H}$ and $Re\mathcal{H}$
Discussion

Global fitting procedure

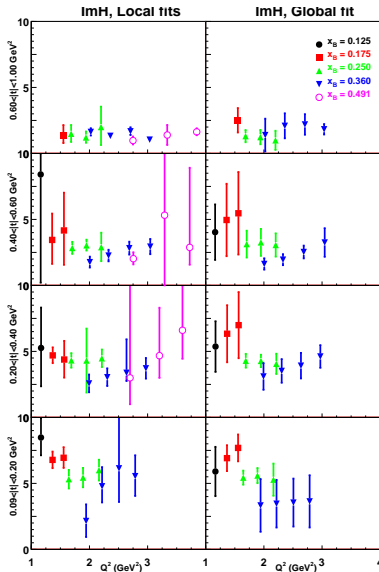
Degrees of freedom
Software

Conclusions



$Im\mathcal{H}$ on Hall B kinematics.

Q^2 -dependence.



- Compatible results of local and global fits : **strong consistency check.**
- **Realistic estimation of systematic uncertainties :**
 - Comparable accuracy from local and global fits.
 - Accuracy in agreement with expectations.
- **Restricted kinematic region suitable for GPD-analysis.**

Extraction of \mathcal{H} from DVCS

Introduction

About GPDs
Leading twist
Extraction methods

Preliminary analysis

Selected data
GV formalism
Assumptions

Hybrid fitting strategy

Local fits
Global fit

Results

$Im\mathcal{H}$ and $Re\mathcal{H}$

Discussion

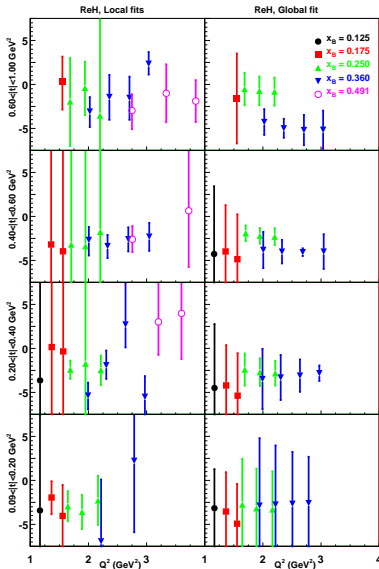
Global fitting procedure

Degrees of freedom
Software

Conclusions

$Re\mathcal{H}$ on Hall B kinematics.

Q^2 -dependence.



- **Large fluctuations in $Re\mathcal{H}$** from local fits. Global fit is smoother.
- Unreliable extraction of $Im\mathcal{H}$ or $Re\mathcal{H}$ at large ξ .
- **$Re\mathcal{H}$ weakly constrained.**

Extraction of \mathcal{H} from DVCS

Introduction
About GPDs
Leading twist
Extraction methods

Preliminary analysis
Selected data
GV formalism
Assumptions

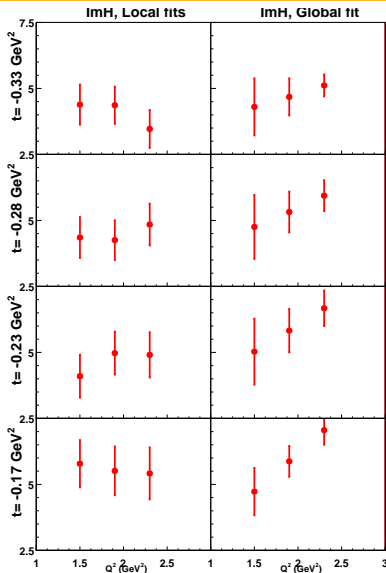
Hybrid fitting strategy
Local fits
Global fit

Results
Im \mathcal{H} and *Re* \mathcal{H}
Discussion

Global fitting procedure
Degrees of freedom
Software

Conclusions

$Im\mathcal{H}$ on Hall A kinematics. t -dependence.



- Good agreement between results of local and global fits but...
- Discrepancy seems to be larger at small $|t|$!
- Sizeable scaling deviation for $t = -0.17 \text{ GeV}^2$.

- Noticeable deviations if

$$\xi = x_B \frac{1 + \frac{t}{2Q^2}}{2 - x_B + \frac{x_B t}{Q^2}} \rightarrow \frac{x_B}{2 - x_B}$$

- Call for a **twist 3 analysis** !?

$Im\mathcal{H}$ and $Re\mathcal{H}$ on Hall A kinematics. t -dependence.

Extraction of \mathcal{H} from DVCS

Introduction

About GPDs
Leading twist
Extraction methods

Preliminary analysis

Selected data
GV formalism
Assumptions

Hybrid fitting strategy

Local fits
Global fit

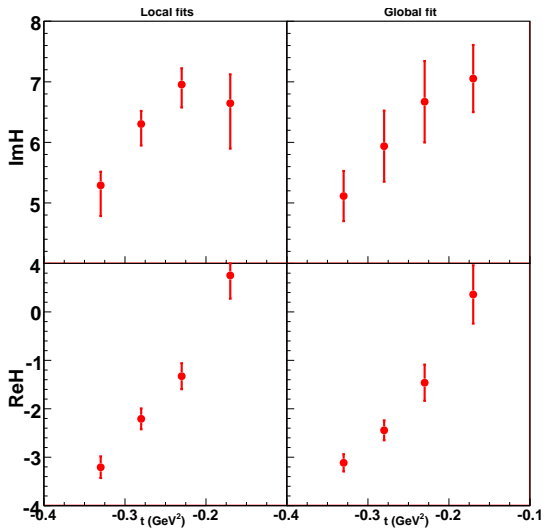
Results

$Im\mathcal{H}$ and $Re\mathcal{H}$
Discussion

Global fitting procedure

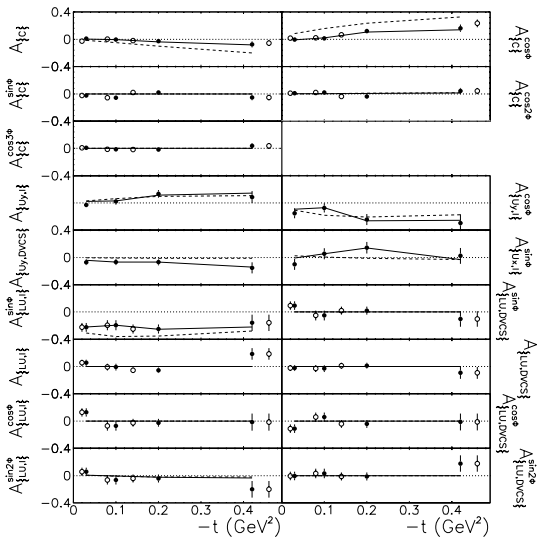
Degrees of freedom
Software

Conclusions



Hermes data (local fits).

Data show a small higher-twist contribution.



Extraction of \mathcal{H} from DVCS

Introduction

About GPDs
Leading twist
Extraction methods

Preliminary analysis

Selected data
GV formalism
Assumptions

Hybrid fitting strategy

Local fits
Global fit

Results

$Im\mathcal{H}$ and $Re\mathcal{H}$
Discussion

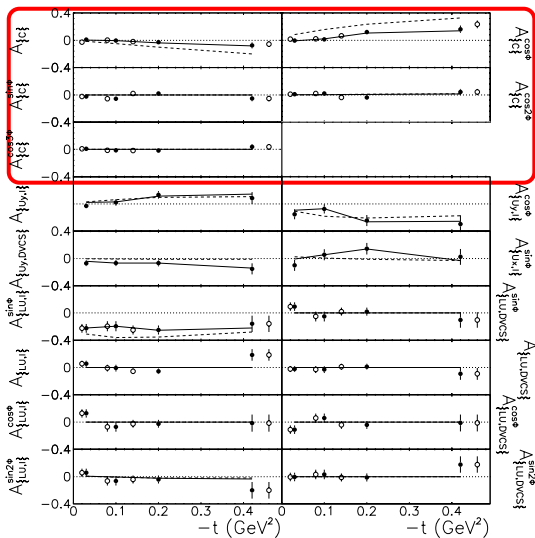
Global fitting procedure

Degrees of freedom
Software

Conclusions

Hermes data (local fits).

Data show a small higher-twist contribution.



BCA (5 harmonics)

Extraction of \mathcal{H} from DVCS

Introduction

- About GPDs
- Leading twist
- Extraction methods

Preliminary analysis

- Selected data
- GV formalism
- Assumptions

Hybrid fitting strategy

- Local fits
- Global fit

Results

- $Im\mathcal{H}$ and $Re\mathcal{H}$
- Discussion

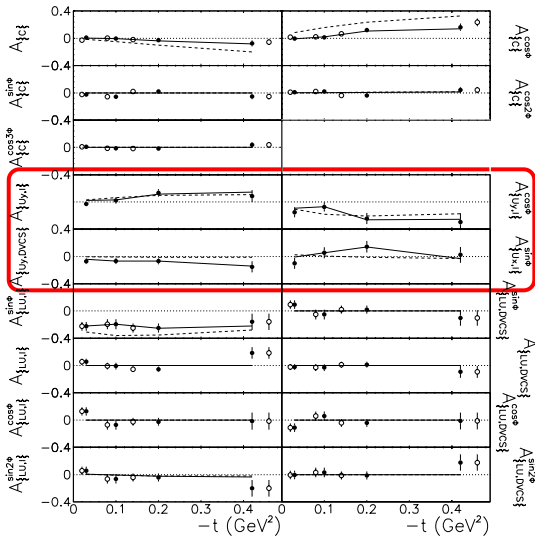
Global fitting procedure

- Degrees of freedom
- Software

Conclusions

Hermes data (local fits).

Data show a small higher-twist contribution.



TSA (4 harmonics)

Extraction of \mathcal{H} from DVCS

Introduction

- About GPDs
- Leading twist
- Extraction methods

Preliminary analysis

- Selected data
- GV formalism
- Assumptions

Hybrid fitting strategy

- Local fits
- Global fit

Results

- $Im\mathcal{H}$ and $Re\mathcal{H}$
- Discussion

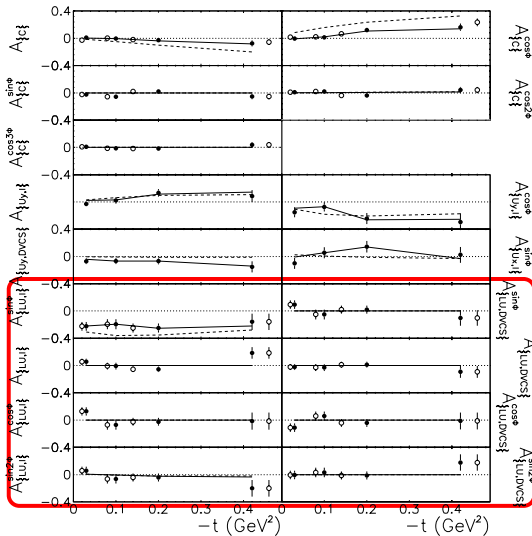
Global fitting procedure

- Degrees of freedom
- Software

Conclusions

Hermes data (local fits).

Data show a small higher-twist contribution.



BSA (8 harmonics)

Extraction of \mathcal{H} from DVCS

Introduction

About GPDs
Leading twist
Extraction methods

Preliminary analysis

Selected data
GV formalism
Assumptions

Hybrid fitting strategy

Local fits
Global fit

Results

$Im\mathcal{H}$ and $Re\mathcal{H}$
Discussion

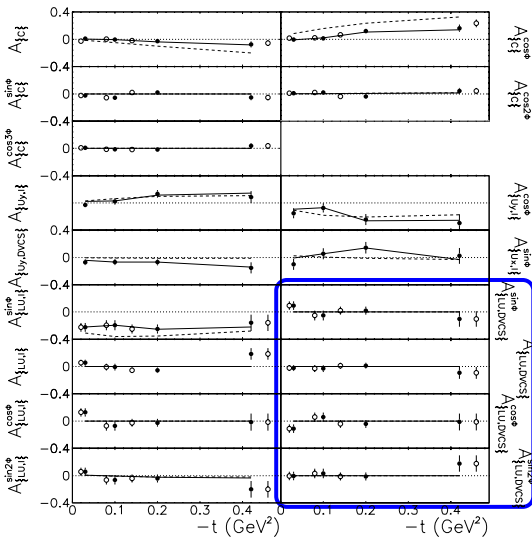
Global fitting procedure

Degrees of freedom
Software

Conclusions

Hermes data (local fits).

Data show a small higher-twist contribution.



$ADVCS_{LU} = 0$
at twist 2

Extraction of \mathcal{H} from DVCS

Introduction

About GPDs
Leading twist
Extraction methods

Preliminary analysis

Selected data
GV formalism
Assumptions

Hybrid fitting strategy

Local fits
Global fit

Results

$Im\mathcal{H}$ and $Re\mathcal{H}$
Discussion

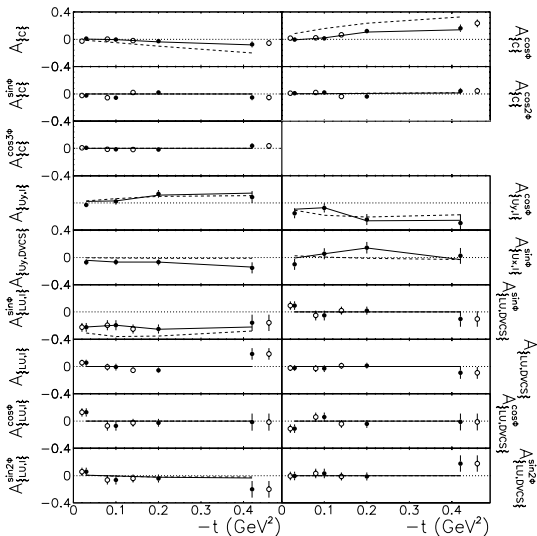
Global fitting procedure

Degrees of freedom
Software

Conclusions

Hermes data (local fits).

Data show a small higher-twist contribution.



- Original point
- Fitted point
- Fit
- - - VGG

- Small higher twist effect.
- All observables are fitted at the same time.

Comparison with other CLAS BSAs.

Check with data in same kinematic region.

Extraction of \mathcal{H} from DVCS

Introduction

About GPDs
Leading twist
Extraction methods

Preliminary analysis

Selected data
GV formalism
Assumptions

Hybrid fitting strategy

Local fits
Global fit

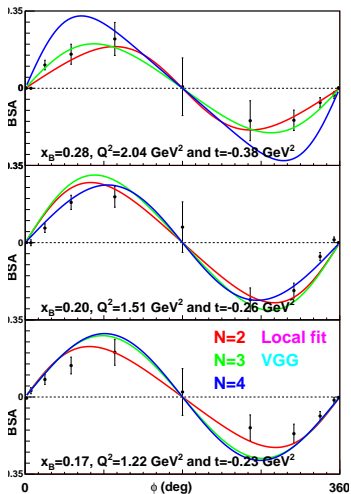
Results

$Im\mathcal{H}$ and $Re\mathcal{H}$
Discussion

Global fitting procedure

Degrees of freedom
Software

Conclusions



- G. Gavalian *et al.*, Phys. Rev. **C80**, 035206 (2009)
- Restricted kinematic range :
 - x_B : 0.17 \rightarrow 0.28
 - t : -0.23 \rightarrow -0.38 GeV²
 - Q^2 : 1.22 \rightarrow 2.04 GeV²
- Reasonable agreement (systematics not shown).

Comparison with other studies (Hall A data).

Several approaches : BKM, BKM + "hot fix", GV, VGG.

Extraction of \mathcal{H} from DVCS

Introduction

About GPDs
Leading twist
Extraction methods

Preliminary analysis

Selected data
GV formalism
Assumptions

Hybrid fitting strategy

Local fits
Global fit

Results

$Im\mathcal{H}$ and $Re\mathcal{H}$
Discussion

Global fitting procedure

Degrees of freedom
Software

Conclusions

- First extraction : BKM formalism without "hot fix".

C. Muñoz Camacho *et al.*
Phys. Rev. Lett. **97**, 262002 (2006)

- Model-dependent prediction. Fit in progress.

S. Ahmad *et al.*, arXiv:0708.0268

- VGG fitter code.

M. Guidal, Eur. Phys. J. **A37**, 319 (2008)
M. Guidal, Phys. Lett. **B689**, 156 (2010)

- "Hot fix" for power suppressed contributions in BKM.

A. Belitsky and D. Müller, Phys. Rev. **D79**, 014017 (2009)

- Global fit for all unpolarized proton target with BKM + "hot fix".

K. Kumericki and D. Müller, Nucl. Phys. **B841**, 1 (2010)

Comparison with previous studies (Hall A data).

Where are we today ?

Extraction of \mathcal{H} from DVCS

Introduction

About GPDs
Leading twist
Extraction methods

Preliminary analysis

Selected data
GV formalism
Assumptions

Hybrid fitting strategy

Local fits
Global fit

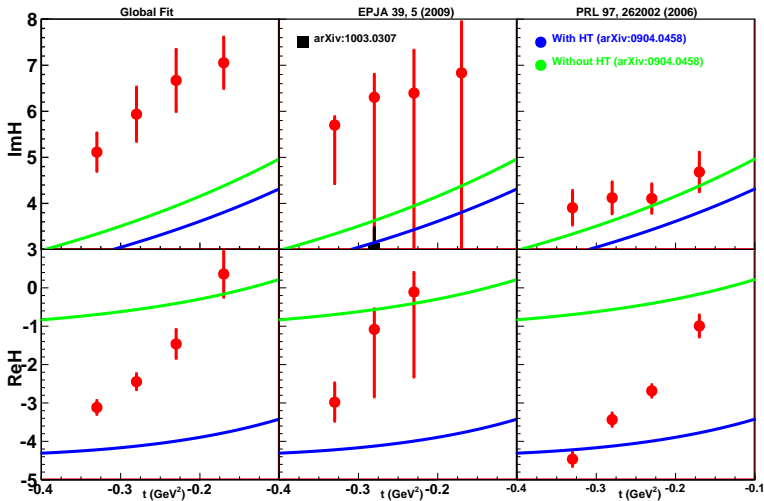
Results

$Im\mathcal{H}$ and $Re\mathcal{H}$
Discussion

Global fitting procedure

Degrees of freedom
Software

Conclusions



Comparison with previous studies (Hall A data).

Where are we today ?

Extraction of \mathcal{H} from DVCS

Introduction

About GPDs
Leading twist
Extraction methods

Preliminary analysis

Selected data
GV formalism
Assumptions

Hybrid fitting strategy

Local fits
Global fit

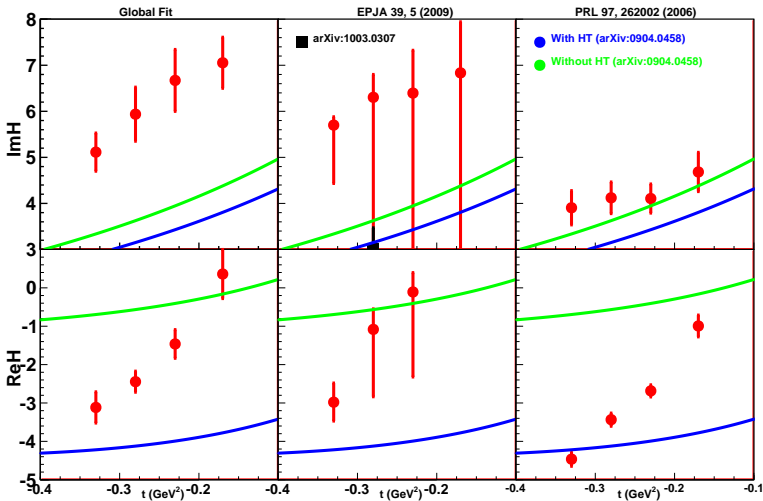
Results

$Im\mathcal{H}$ and $Re\mathcal{H}$
Discussion

Global fitting procedure

Degrees of freedom
Software

Conclusions



Hybrid fitting strategy results compared to VGG.

Similar x_B -dependence but loss of information during the extraction.

Extraction of \mathcal{H} from DVCS

Introduction

About GPDs
Leading twist
Extraction methods

Preliminary analysis

Selected data
GV formalism
Assumptions

Hybrid fitting strategy

Local fits
Global fit

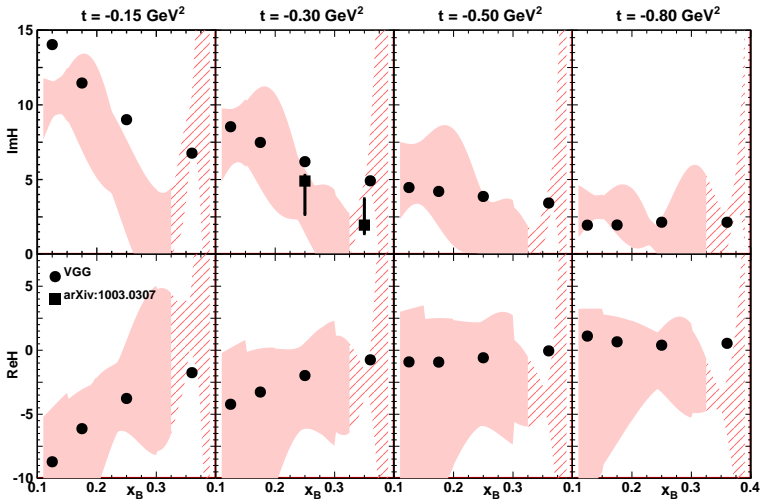
Results

$Im\mathcal{H}$ and $Re\mathcal{H}$
Discussion

Global fitting procedure

Degrees of freedom
Software

Conclusions



Results on data from Halls A and B.

Reasonable agreement on Hall B.

Extraction of \mathcal{H} from DVCS

Introduction

About GPDs
Leading twist
Extraction methods

Preliminary analysis

Selected data
GV formalism
Assumptions

Hybrid fitting strategy

Local fits
Global fit

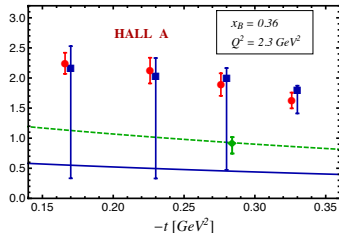
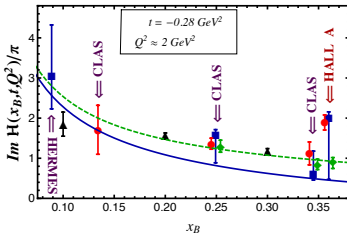
Results

$Im\mathcal{H}$ and $Re\mathcal{H}$
Discussion

Global fitting procedure

Degrees of freedom
Software

Conclusions



K. Kumericki and D. Müller, Exclusive 2010

Degrees of freedom.

How many parameters for local and global fits ?

Extraction of \mathcal{H} from DVCS

Introduction

About GPDs
Leading twist
Extraction methods

Preliminary analysis

Selected data
GV formalism
Assumptions

Hybrid fitting strategy

Local fits
Global fit

Results

$Im\mathcal{H}$ and $Re\mathcal{H}$
Discussion

Global fitting procedure

Degrees of freedom
Software

Conclusions

- Local fits are not enough :
 - 8 free parameters per kinematic bin.
 - Extrapolations ($\xi \rightarrow 0$, $t \rightarrow 0$) difficult if even possible.
 - Make assumptions on kinematical binning \Rightarrow systematic uncertainties.

- Global fits : way to go, but :
 - Model dependence ?
 - Number of free parameters (beyond H -dominance) ?

Software and data.

Development of an object-oriented fitting framework.

Extraction of \mathcal{H} from DVCS

Introduction

About GPDs
Leading twist
Extraction methods

Preliminary analysis

Selected data
GV formalism
Assumptions

Hybrid fitting strategy

Local fits
Global fit

Results

$Im\mathcal{H}$ and $Re\mathcal{H}$
Discussion

Global fitting procedure

Degrees of freedom
Software

Conclusions

- Need of **fast, easy-to-use** and **flexible** software environment :
 - Add new data in global fits and evaluate impact of a given data set on fit results.
 - Test several parametrizations and theoretical assumptions, (twist 2, evolution, a.s.o.).
 - Visualize results (GPDs and related quantities) and compare extractions to models.
- Work in progress : Developpement of a ROOT/C++ extraction tool.
 - Experiment database.
 - Fitting procedure.
 - Graphical user interface for visualization.

Software and data.

Work in progress : visualization.

Extraction of \mathcal{H} from DVCS

Introduction

About GPDs
Leading twist
Extraction methods

Preliminary analysis

Selected data
GV formalism
Assumptions

Hybrid fitting strategy

Local fits
Global fit

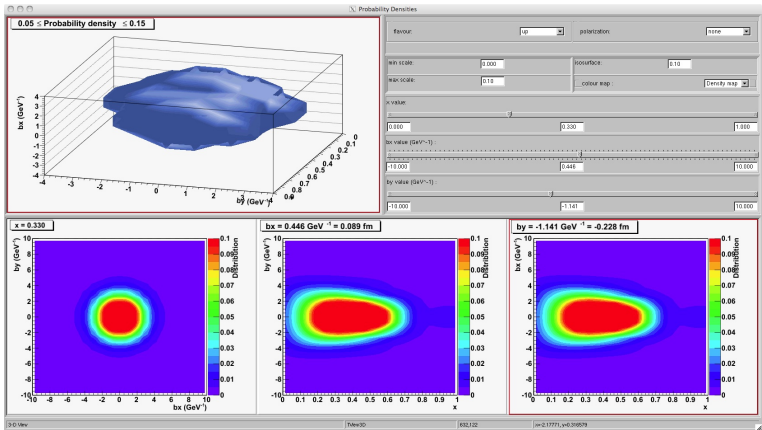
Results

$Im\mathcal{H}$ and $Re\mathcal{H}$
Discussion

Global fitting procedure

Degrees of freedom
Software

Conclusions



Software and data.

Work in progress : visualization.

Extraction of \mathcal{H} from DVCS

Introduction
About GPDs
Leading twist
Extraction methods

Preliminary analysis

Selected data
GV formalism
Assumptions

Hybrid fitting strategy

Local fits
Global fit

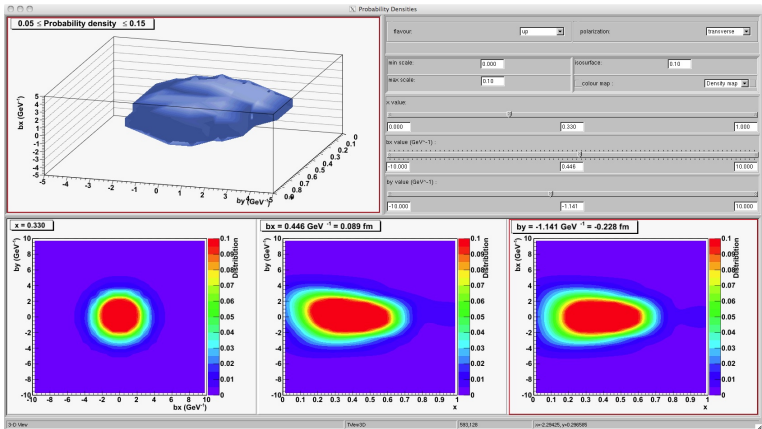
Results

$Im\mathcal{H}$ and $Re\mathcal{H}$
Discussion

Global fitting procedure

Degrees of freedom
Software

Conclusions



Software and data.

Work in progress : visualization.

Extraction of \mathcal{H} from DVCS

Introduction

About GPDs
Leading twist
Extraction methods

Preliminary analysis

Selected data
GV formalism
Assumptions

Hybrid fitting strategy

Local fits
Global fit

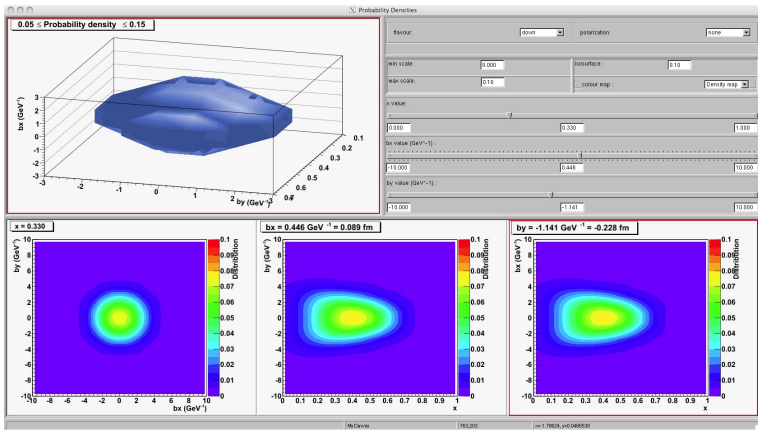
Results

$Im\mathcal{H}$ and $Re\mathcal{H}$
Discussion

Global fitting procedure

Degrees of freedom
Software

Conclusions



Software and data.

Work in progress : visualization.

Extraction of \mathcal{H} from DVCS

Introduction

About GPDs
Leading twist
Extraction methods

Preliminary analysis

Selected data
GV formalism
Assumptions

Hybrid fitting strategy

Local fits
Global fit

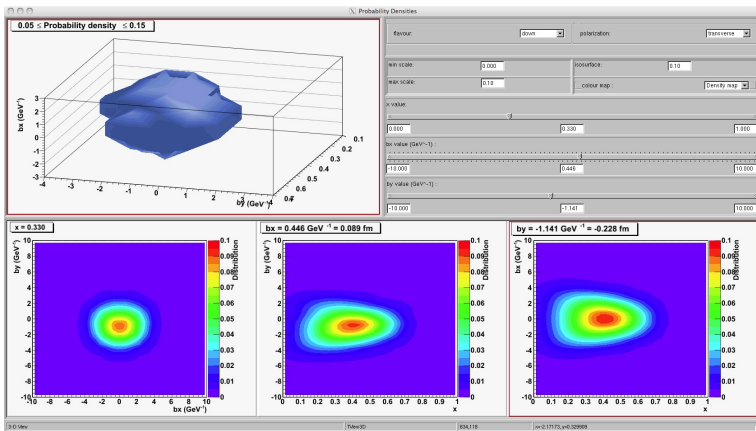
Results

$Im\mathcal{H}$ and $Re\mathcal{H}$
Discussion

Global fitting procedure

Degrees of freedom
Software

Conclusions



Conclusions.

DVCS measurements are still a challenge to phenomenology.

- $Im\mathcal{H}$ extracted with 20 to 50 % accuracy on a wide kinematic range.
- $Re\mathcal{H}$ still poorly known.
- In progress : software for large-scale GPD fitting and data manipulation.
- In progress : Working without H -dominance hypothesis.
- A global fitting strategy to obtain an "experimental" 3d nucleon picture is still missing...
- .. But encouraging results have already been obtained !

Acknowledgments.

Extraction of \mathcal{H} from DVCS

Introduction

About GPDs
Leading twist
Extraction methods

Preliminary analysis

Selected data
GV formalism
Assumptions

Hybrid fitting strategy

Local fits
Global fit

Results

$Im\mathcal{H}$ and $Re\mathcal{H}$
Discussion

Global fitting procedure

Degrees of freedom
Software

Conclusions

I am indebted to :

- the CLAS group at Saclay :

- | | | |
|---------------|-------------------|----------------|
| * P. Aguilera | * M. Garçon | * B. Moreno |
| * J. Ball | * P. Konczykowski | * S. Procureur |
| * H. Colas | * G. Magniez | * F. Sabatié |

- and also :

- | | | |
|---------------|--------------------|--------------------|
| * F.-X. Girod | * K. Kumericki | * M. Vanderhaeghen |
| * P. Guichon | * D. Müller | |
| * M. Guidal | * C. Muñoz Camacho | |