
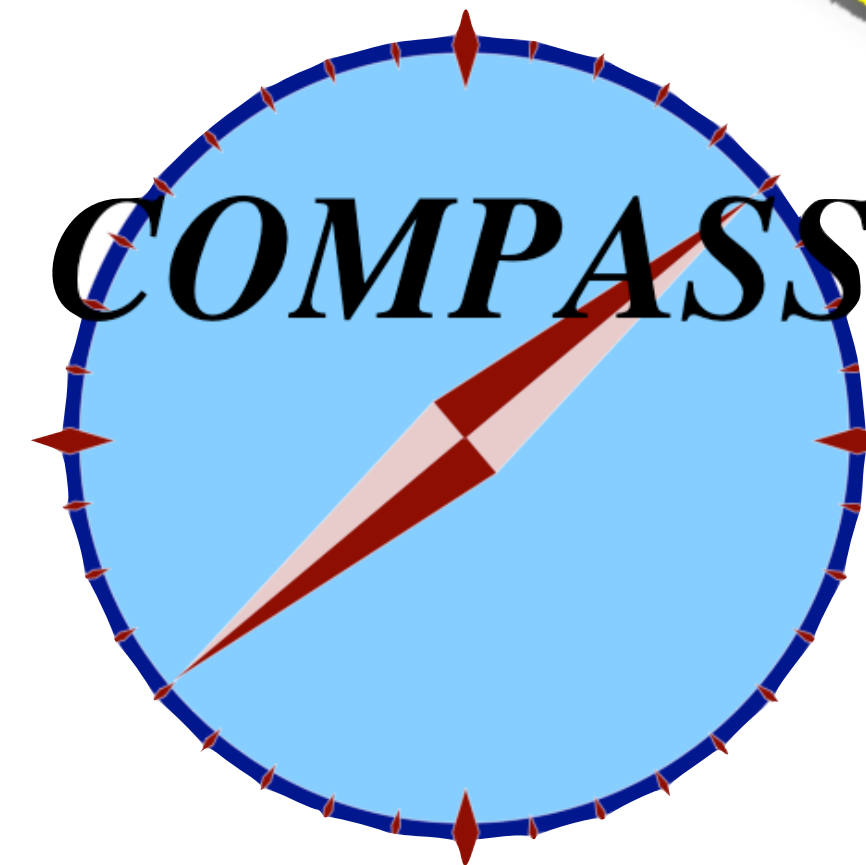


Study of the nucleon structure in Semi-Inclusive DIS off (un)polarized targets at

COMPASS

Highlights



Caroline Riedl (UIUC)
on behalf of the COMPASS collaboration
March 30, 2023

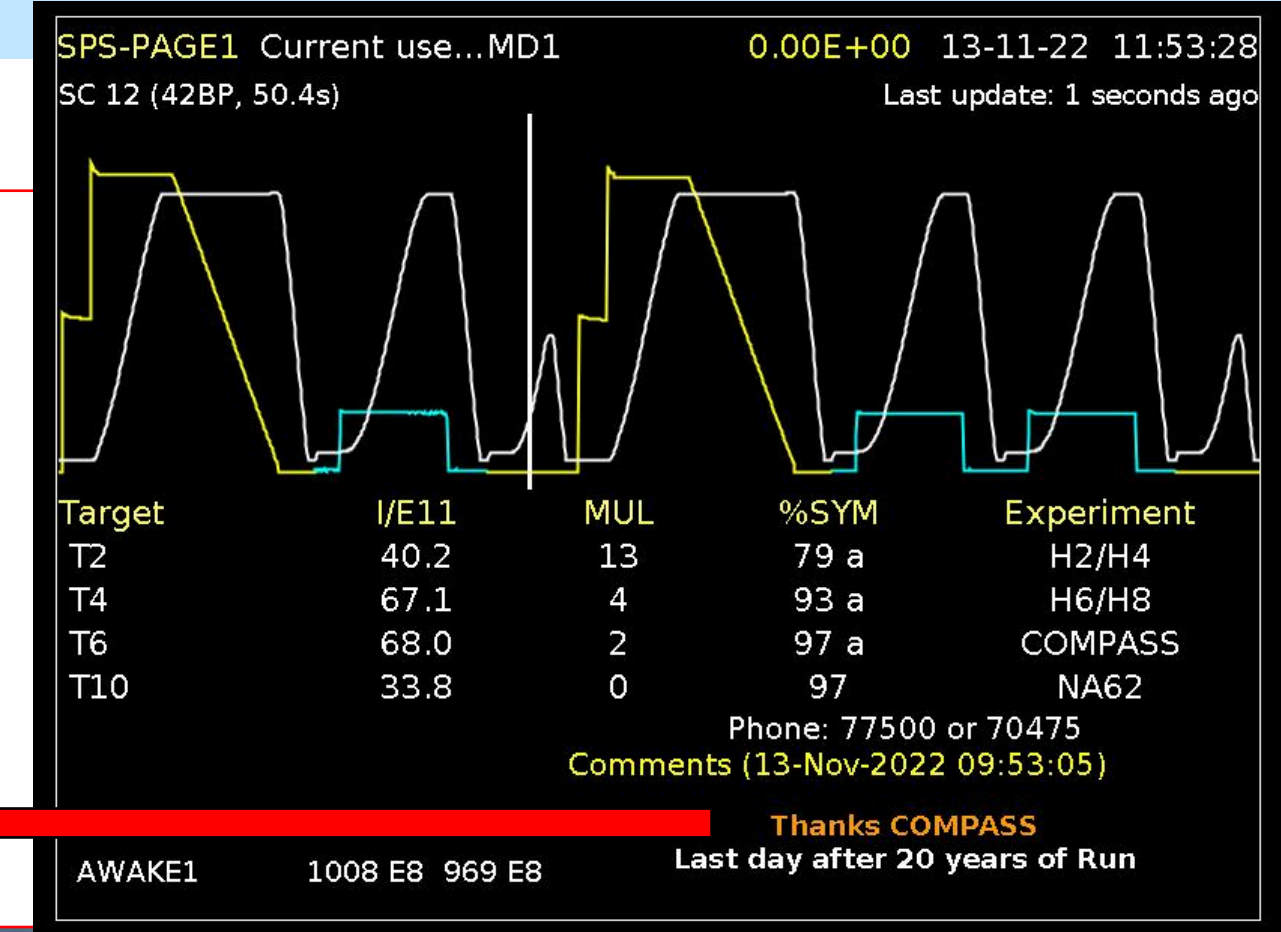
with material from Anna Martin, Bakur Parsamyan, Andrea Moretti, Andrea Bressan, ...

25 years of COMPASS



COmmon
MUon and
PRoton
*Apparatus for
Structure and
Spectroscopy*

PROPOSAL March '96
RECOMMENDED September '96
APPROVED February '97
TAKING DATA 2002-2022




IWHSS-2022

International Workshop on Hadron Structure and Spectroscopy - 2022

Aug 29 - 31, 2022
CERN <https://indico.cern.ch/event/1121975/>

facebook <https://www.facebook.com/compasscern>



Fixed-target
experiment
at the CERN SPS

25 YEARS

Broad spectrum of data-taking campaigns



Beam	Target	Year	Physics program
μ^+	Polarized deuteron (${}^6\text{LiD}$)	2002	80% Longitudinal 20% Transverse SIDIS
		2003	
	2004		
	Polarized proton (NH_3)	2006	Longitudinal SIDIS
	Polarized proton (NH_3)	2007	50% Longitudinal 50% Transverse SIDIS
π K p	LH_2 , Ni, Pb, W	2008 2009	Spectroscopy
μ^+	Polarized proton (NH_3)	2010	Transverse SIDIS
		2011	Longitudinal SIDIS
π K p	Ni	2012	Primakoff
μ^\pm	LH_2	2012	Pilot DVCS & HEMP & unpolarized SIDIS
π^-	Polarized proton (NH_3)	2014	Pilot Drell-Yan
		2015 2018	Transverse Drell-Yan
μ^\pm	LH_2	2016 2017	DVCS & HEMP & unpolarized SIDIS
μ^+	Polarized deuteron (${}^6\text{LiD}$)	2021 2022	Transverse SIDIS

this talk:
SIDIS TMDs

see V. Andrieux's
talk - Thursday 11:10

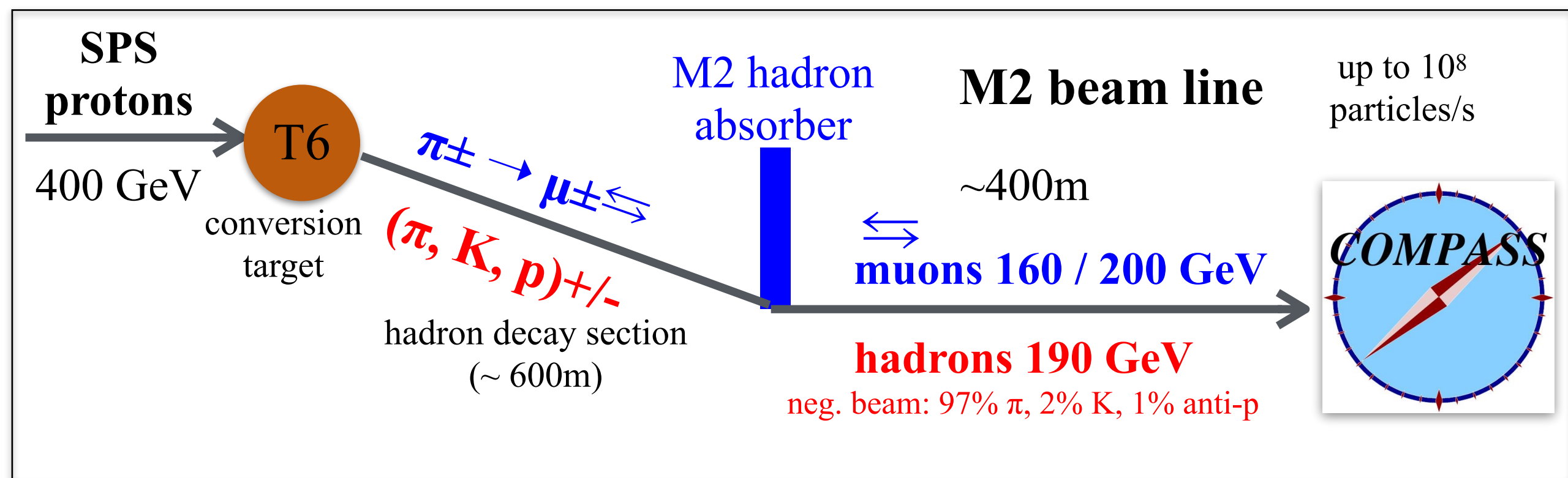
**DY
TMDs**

see V. Andrieux's talk
talk - Tuesday 9:00

GPDs

see A. Koval's talk -
Tuesday 10:50

COMPASS experimental setup and future

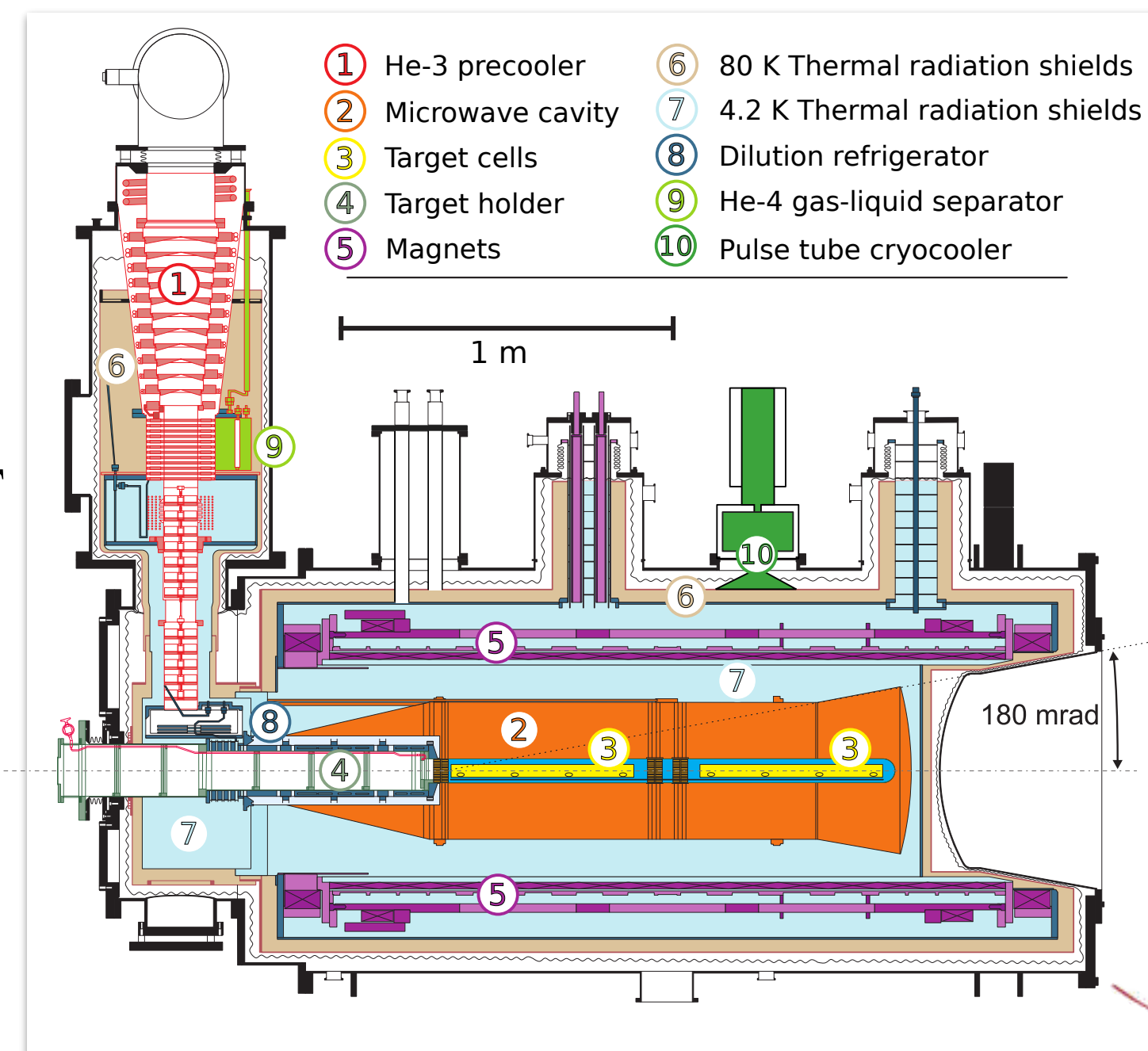


The 2022 data-taking campaign was the last run of the COMPASS experiment, and the last of the exploratory study of the nucleon structure

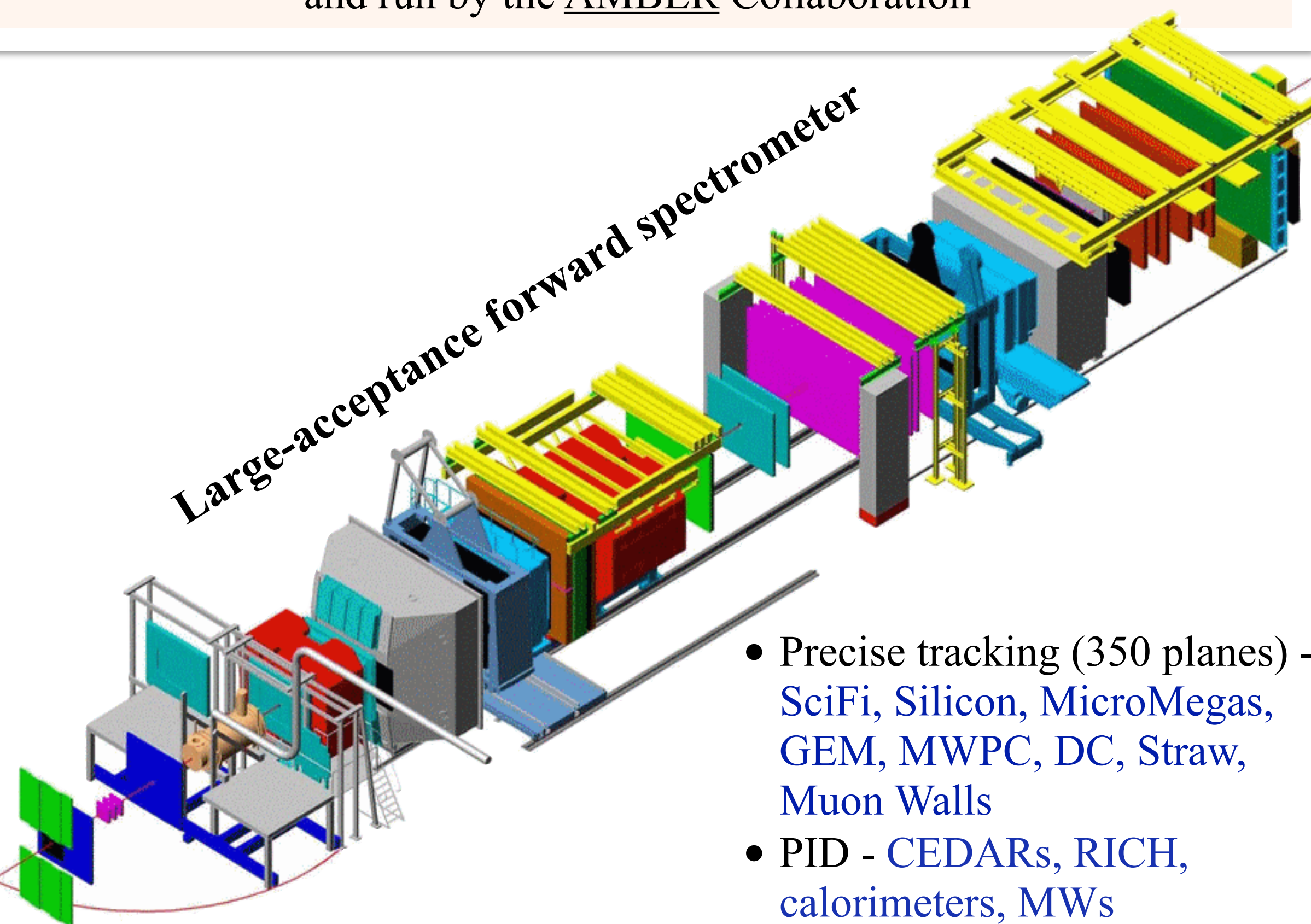
COMPASS changed from “data taking” to “data analysis” and will continue for several years

The spectrometer will stay in the experimental hall and is being upgraded and run by the AMBER Collaboration

COMPASS polarized solid-state target



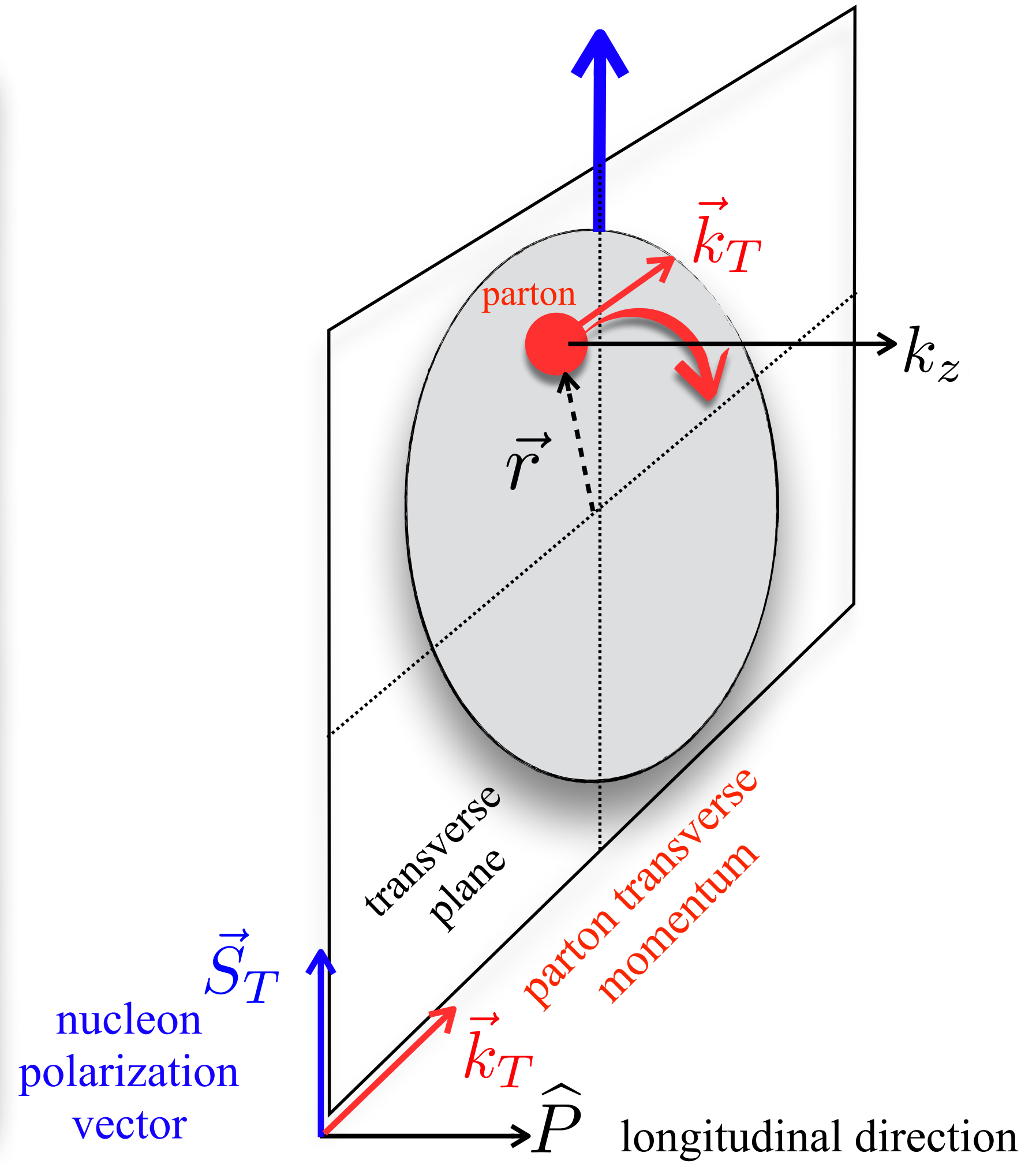
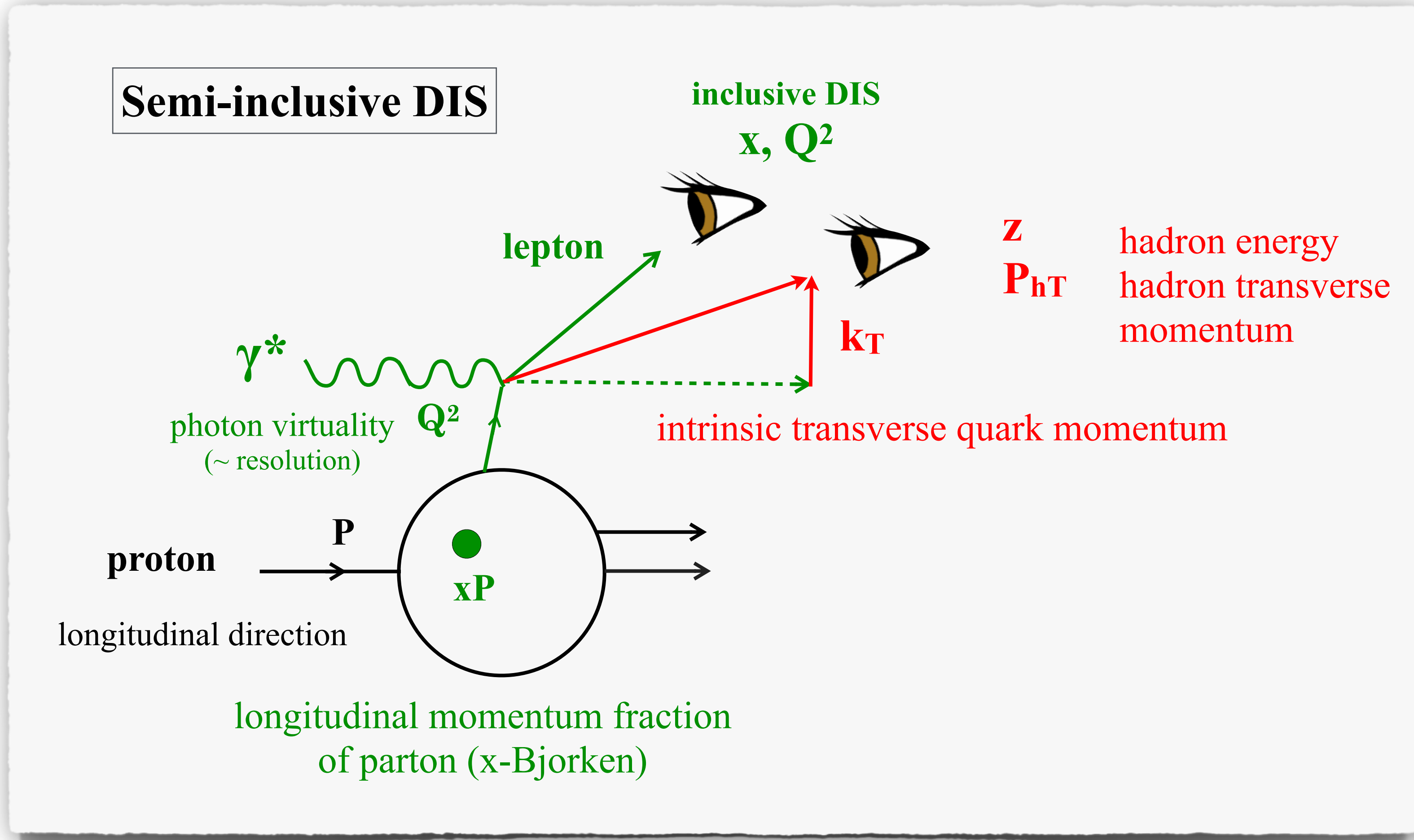
NH₃: ammonia beads, ⁶LiD: deuterated lithium
dilution factor ~ 0.22 (NH₃), 0.5 (LiD)



- Precise tracking (350 planes) - SciFi, Silicon, MicroMegas, GEM, MWPC, DC, Straw, Muon Walls
- PID - CEDARs, RICH, calorimeters, MWs

- Polarization achieved by **Dynamic Nuclear Polarization (DNP)**
 - dilution refrigerator: ~60mK
 - dipole magnet (transverse): 0.5T
 - solenoid (longitudinal): 2.5T
 - microwave system
- Polarization determined with **Nuclear Magnetic Resonance (NMR)**

Transverse degrees of freedom



transverse momentum
 $\Rightarrow \underline{r} \times \underline{k}_T \neq \underline{0}$
 $\Rightarrow \dots$ orbital angular momentum...

The structure of the nucleon

- Taking into account the **quark intrinsic transverse momentum k_T** , at leading order **8 TMD PDFs** are needed for a full description of nucleon structure
- Correlations between parton transverse momentum, parton spin and nucleon spin (**spin-spin** and **spin-orbit correlations**)
- SIDIS gives access to all of them!

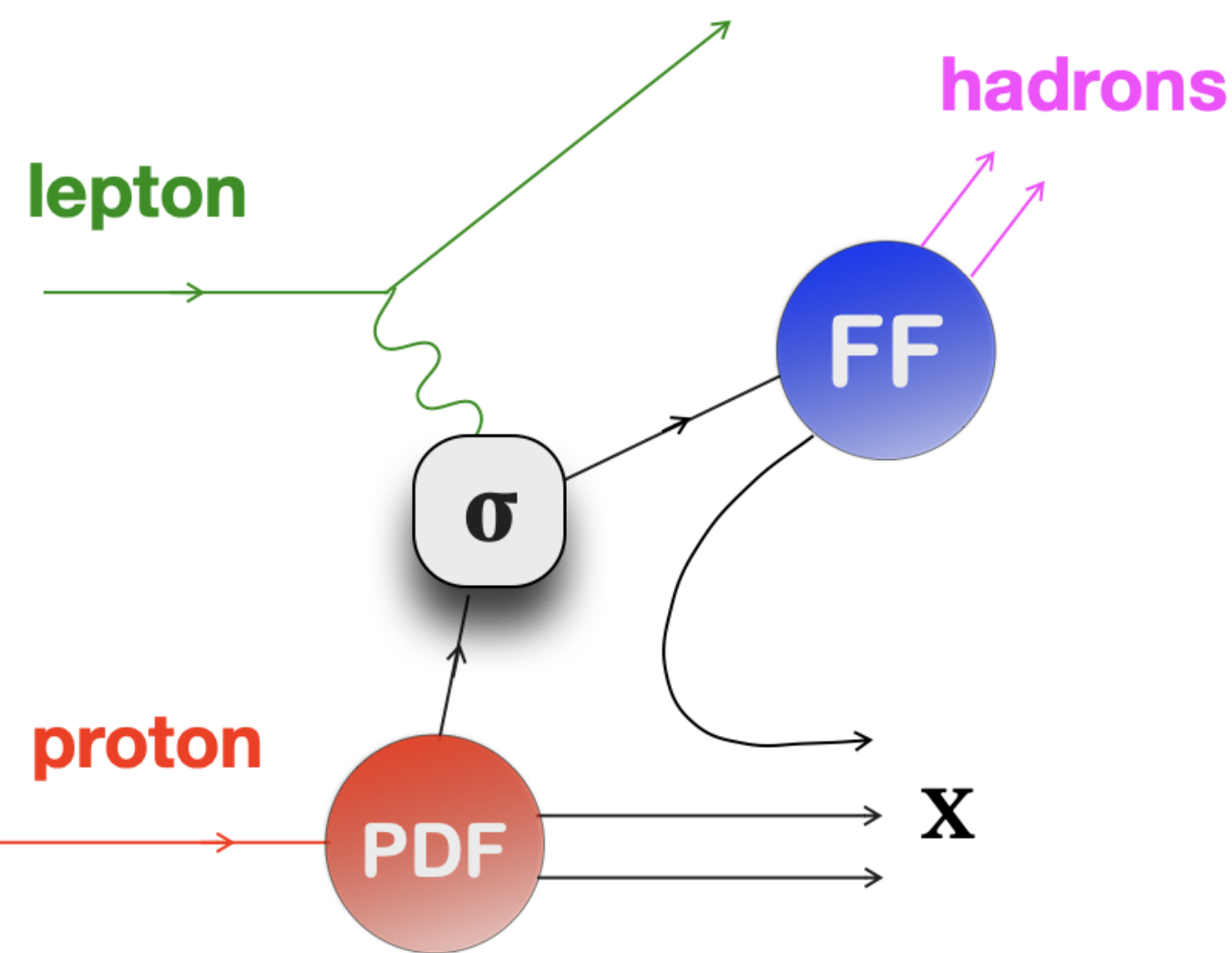





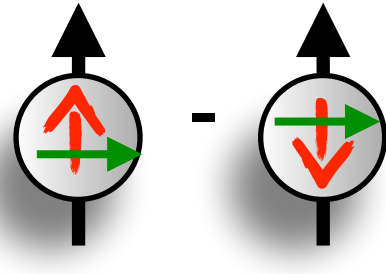
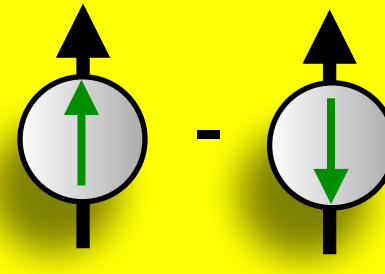
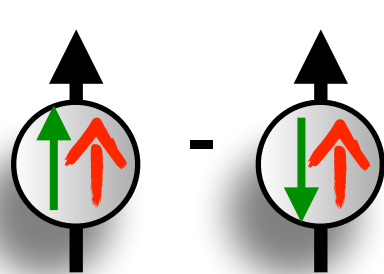
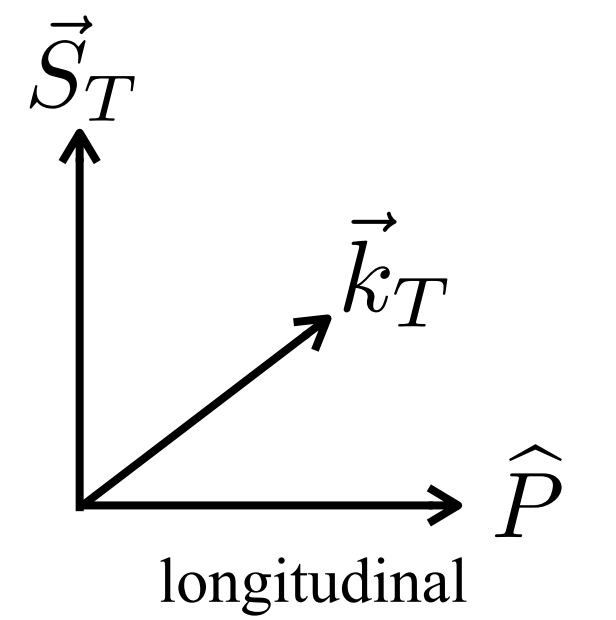
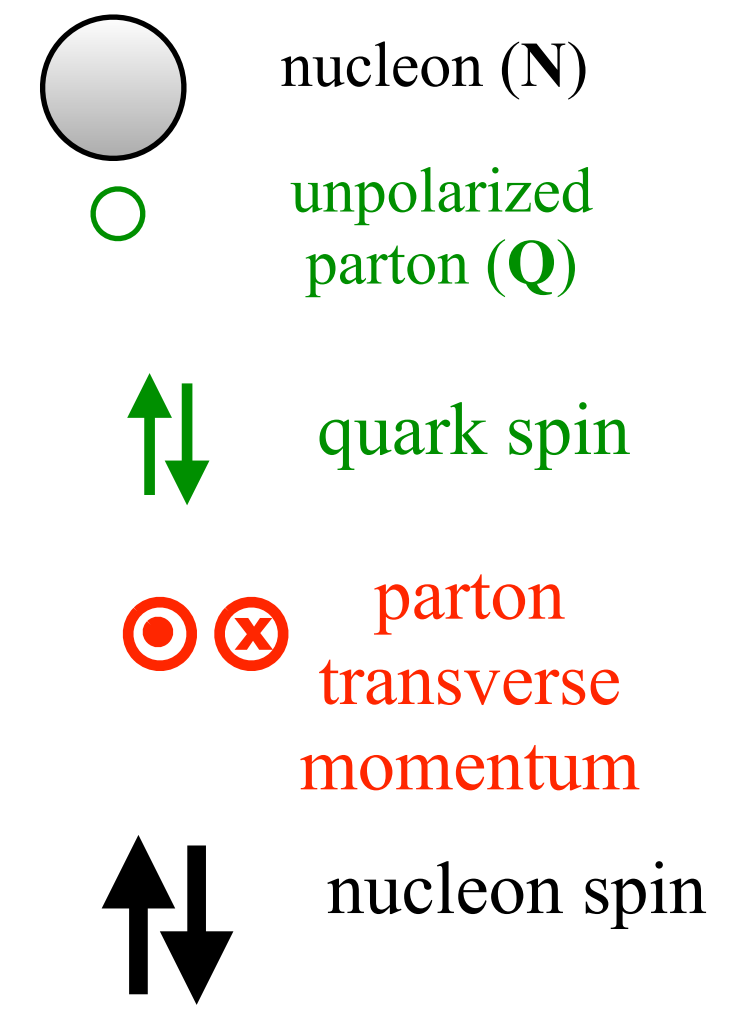


Table of TMD PDFs

$N \backslash Q$	U	L	T	
U	f_1 number density 		h_1^\perp Boer-Mulders 	
L		g_1 helicity 	h_{1L}^\perp worm-gear 	
T	f_{1T}^\perp Sivers 	g_{1T}^\perp worm-gear 	h_1 transversity 	h_{1T}^\perp pretzelosity 

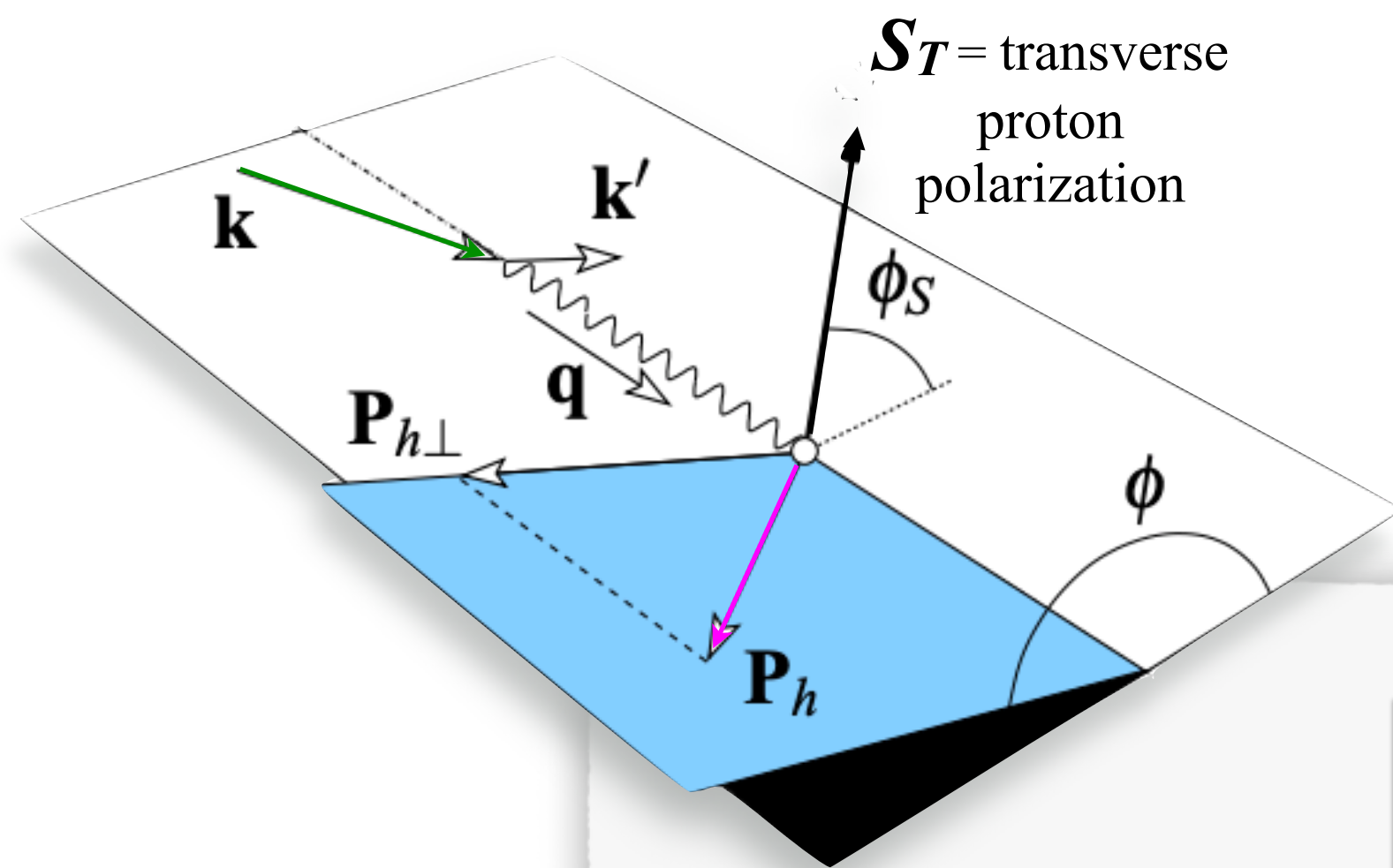


Collinear analysis

Naive time-reversal odd (spin-orbit)

chiral-odd

Semi-inclusive deep-inelastic scattering cross section



- Cross section can be broken down in independent harmonic modulations (“azimuthal asymmetry amplitudes”) times a PDF convoluted with a fragmentation function
- Experimental observable is of the type

$$\sim \text{harmonic}(\phi, \phi_S) \cdot \text{PDF} \otimes \text{FF}$$

$$A_{\text{UT}}(\phi) = \frac{1}{f S_T} \frac{N^\uparrow(\phi) - N^\downarrow(\phi)}{N^\uparrow(\phi) + N^\downarrow(\phi)}$$

Cahn-effect + **BM**
 \otimes **Collins**

Worm-gear (Kotzinian-Mulders) \otimes **Collins**

BM \otimes **Collins**

$$\sigma(\phi, \phi_S) \equiv \frac{d^6\sigma}{dx dy dz d\phi d\phi_S dP_{hT}^2} = \frac{\alpha^2}{xyQ^2} \frac{y^2}{2(1-\epsilon)} \left(1 + \frac{\gamma^2}{2x}\right)$$

$$\left\{ F_{UU,T} + \epsilon F_{UU,L} + \sqrt{2\epsilon(1+\epsilon)} \cos\phi F_{UU}^{\cos\phi} + \epsilon \cos(2\phi) F_{UU}^{\cos(2\phi)} + \lambda_e \left[\sqrt{2\epsilon(1-\epsilon)} \sin\phi F_{LU}^{\sin\phi} \right] + \right.$$

$$\left. + S_L \left[\sqrt{2\epsilon(1+\epsilon)} \sin\phi F_{UL}^{\sin\phi} + \epsilon \sin(2\phi) F_{UL}^{\sin(2\phi)} \right] + S_L \lambda_e \left[\sqrt{1-\epsilon^2} F_{LL} + \sqrt{2\epsilon(1-\epsilon)} \cos\phi F_{LL}^{\cos\phi} \right] \right.$$

$$\left. + |S_T| \left[\sin(\phi - \phi_S) \left(F_{UT,T}^{\sin(\phi - \phi_S)} + \epsilon F_{UT,L}^{\sin(\phi - \phi_S)} \right) + \epsilon \sin(\phi + \phi_S) F_{UT}^{\sin(\phi + \phi_S)} + \epsilon \sin(3\phi - \phi_S) F_{UT}^{\sin(3\phi - \phi_S)} \right. \right.$$

$$\left. + \sqrt{2\epsilon(1+\epsilon)} \sin\phi_S F_{UT}^{\sin\phi_S} + \sqrt{2\epsilon(1+\epsilon)} \sin(2\phi - \phi_S) F_{UT}^{\sin(2\phi - \phi_S)} \right]$$

$$\left. + |S_T| \lambda_e \left[\sqrt{1-\epsilon^2} \cos(\phi - \phi_S) F_{LT}^{\cos(\phi - \phi_S)} + \sqrt{2\epsilon(1-\epsilon)} \cos\phi_S F_{LT}^{\cos\phi_S} + \sqrt{2\epsilon(1-\epsilon)} \cos(2\phi - \phi_S) F_{LT}^{\cos(2\phi - \phi_S)} \right] \right\},$$

Worm-gear \otimes **D1**

Transversity \otimes **Collins**

Pretzelosity \otimes **Collins**

no proton polarization

longitudinal proton polarization

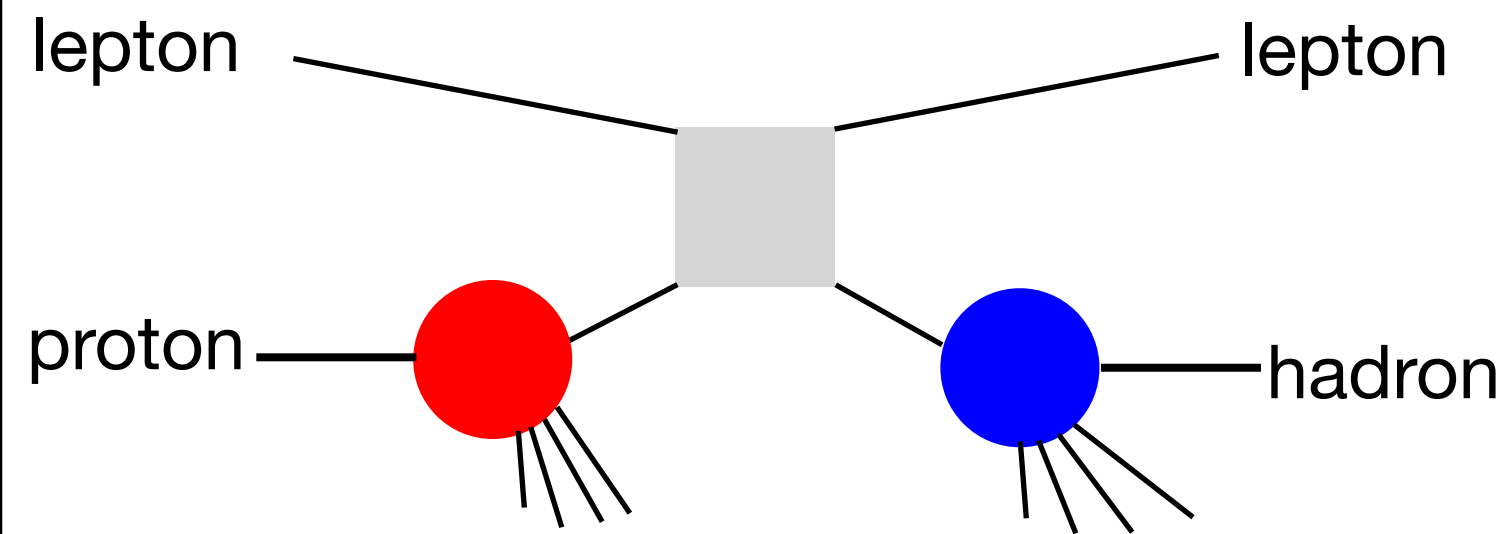
transverse proton polarization

$F_{XY[Z]}$ = structure function. X=beam, Y=target polarization, [Z= virtual-photon polarization]. X, Y \in {U, L, T}. λ_e = helicity of the lepton beam. S_L and S_T = longitudinal and transverse target polarization. ϵ = ratio of longitudinal / transverse photon fluxes

Experimental TMD probes

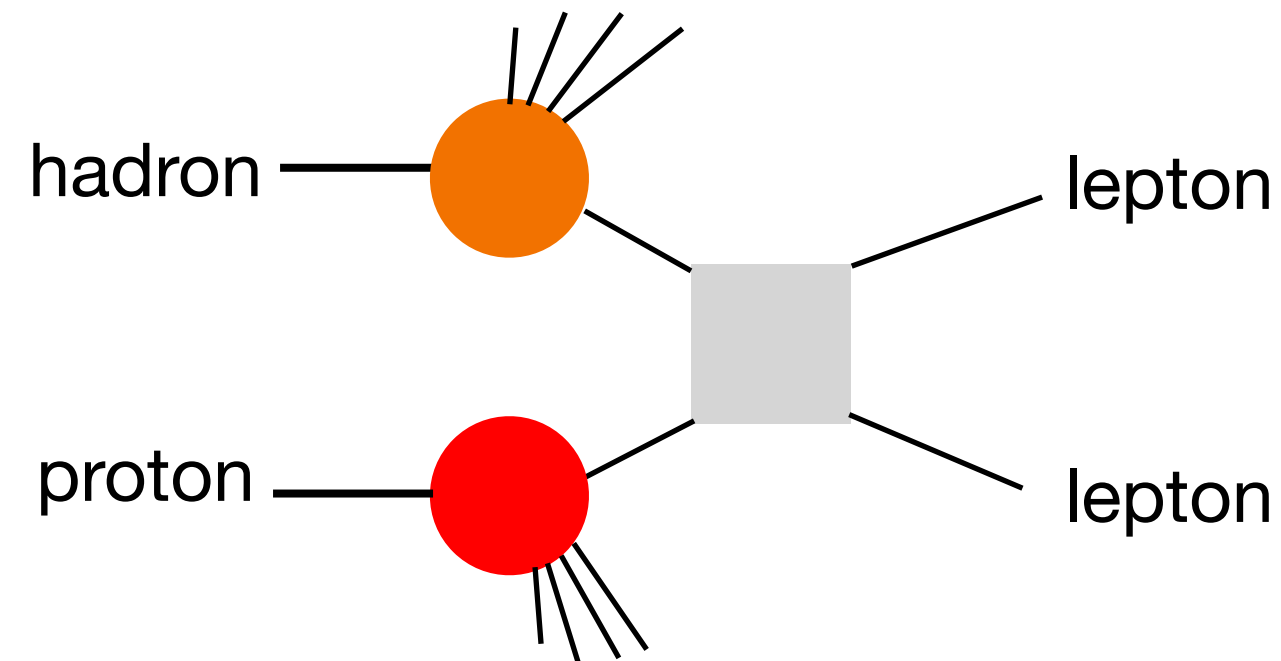


SIDIS



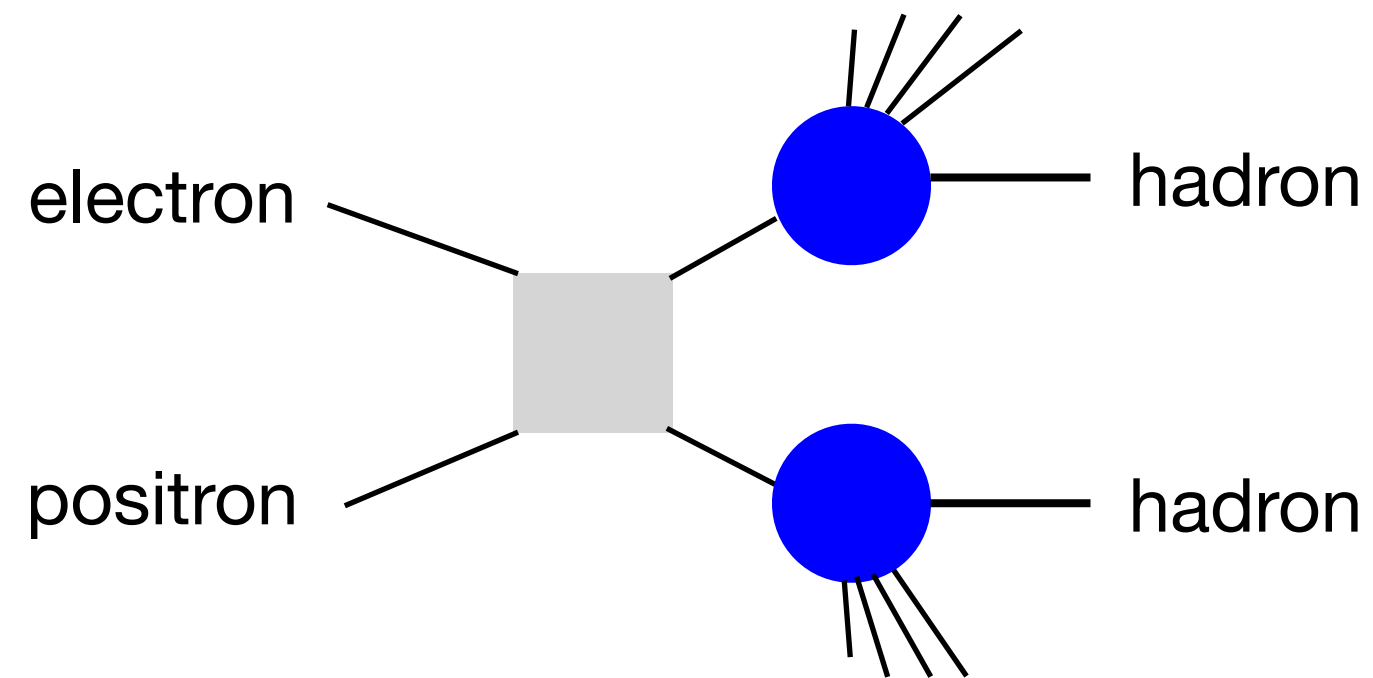
HERMES, COMPASS, JLab

Drell-Yan and W, Z



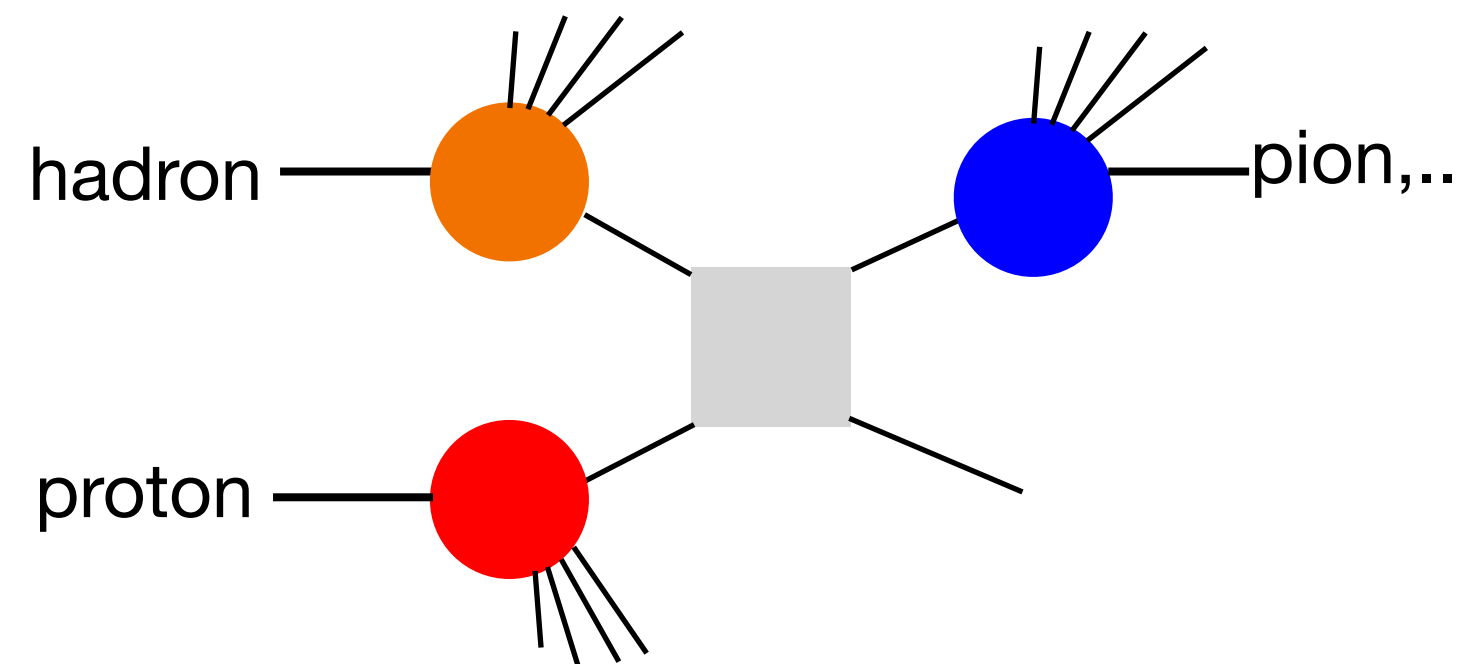
COMPASS, STAR, SpinQuest

e^+e^- annihilation



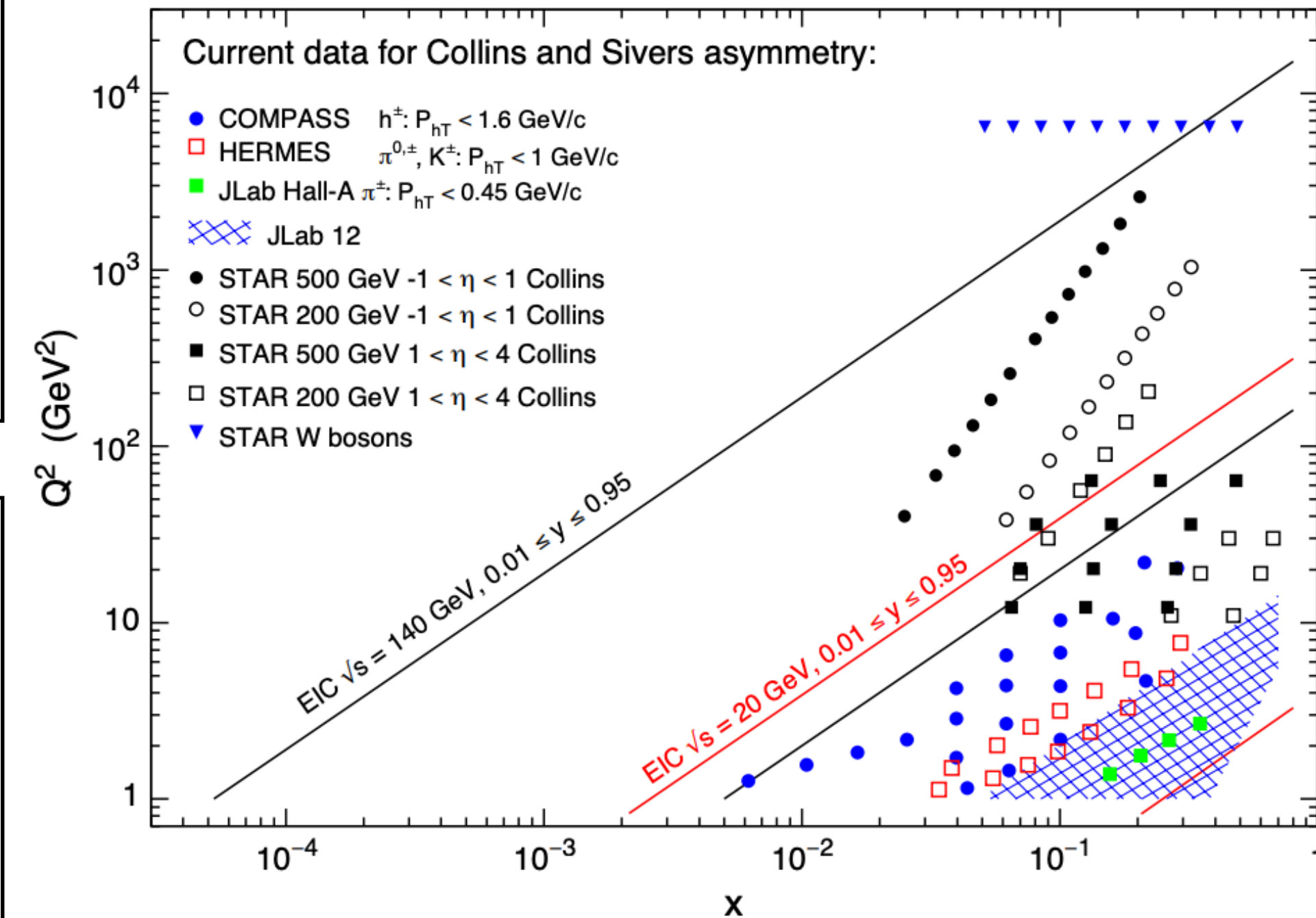
Belle, BaBar, BESIII

pp collisions



STAR, PHENIX, BRAHMS

A huge experimental effort



[EIC yellow report, arXiv:2103.05419]

Transverse-momentum distributions

unpolarized

k_T

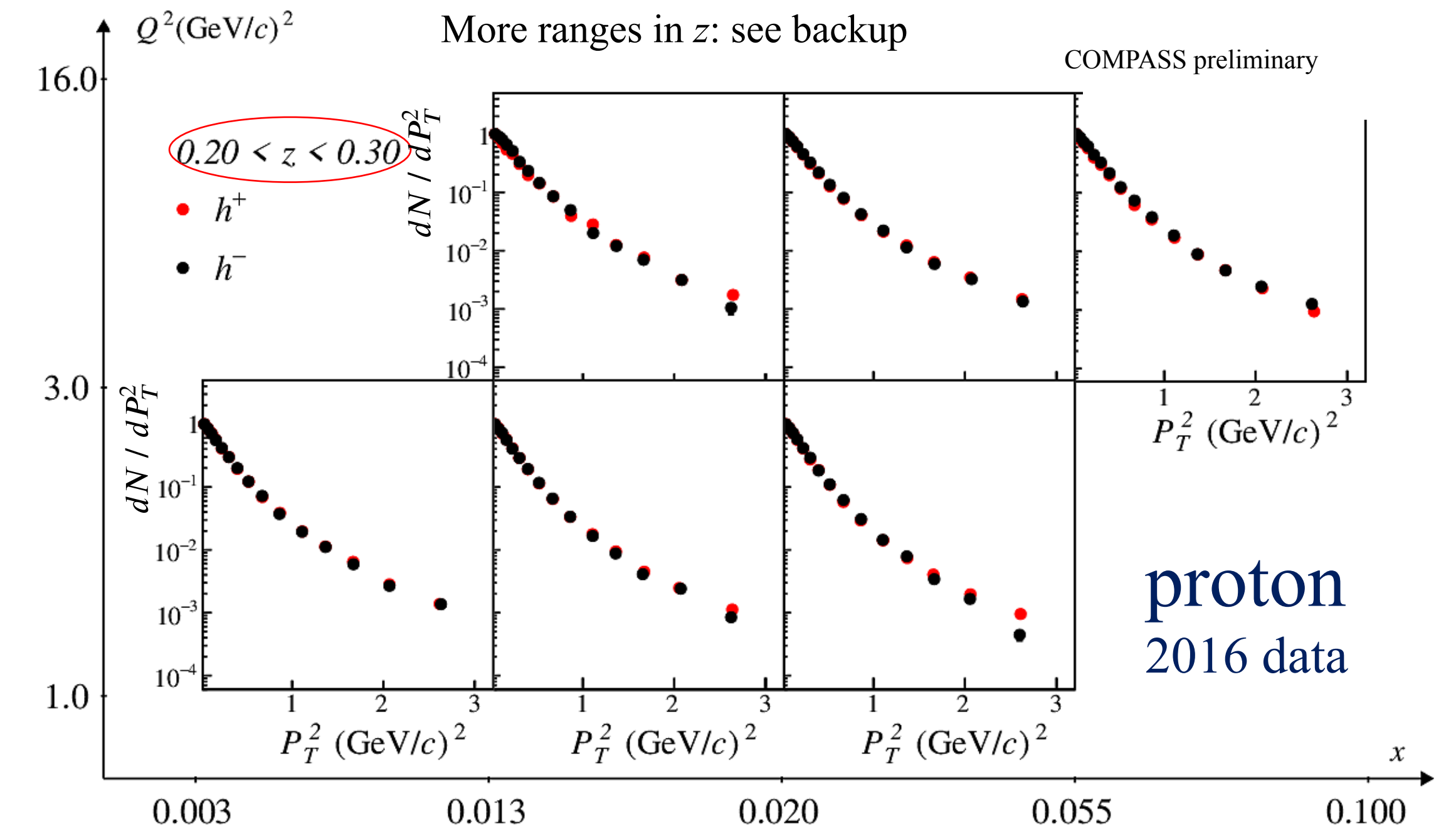
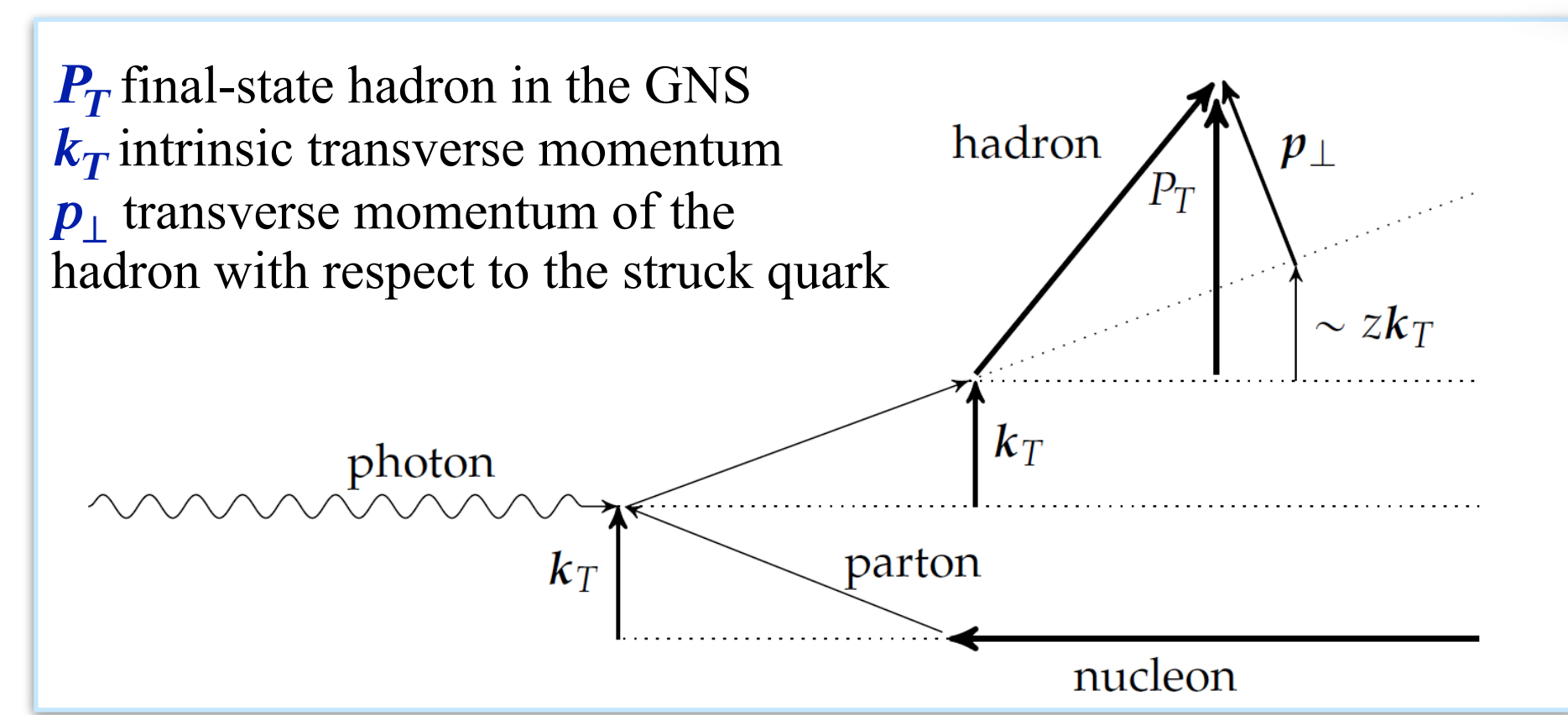


- Allow to gain information about **intrinsic quark momentum** k_T by measuring transverse momentum P_T of the produced hadron.
- Important for **TMD evolution studies & comparison between experiments**. Intense theoretical work ongoing to reproduce the experimental distributions over a wide energy range.
- In Gaussian approximation, at small values of P_T , the number of hadrons is expected to follow:

$$\frac{d^2 N^h(x, Q^2; z, P_T^2)}{dz dP_T^2} \propto \exp\left(-\frac{P_T^2}{\langle P_T^2 \rangle}\right)$$

$$\langle P_T^2 \rangle = z^2 \langle k_T^2 \rangle + \langle p_{\perp}^2 \rangle$$

- Double Gauss structure in P_T spectrum separated at 1 GeV/c → 2 different slopes
 - ▶ Perturbative effects expected to contribute more at high P_T
 - ▶ Likely not sufficient to explain the high- P_T trend
e.g. Gonzales-Hernandez et al., *Phys.Rev.D* 98 (2018) 11, 114005
- Hadron multiplicities (not shown)
 - ▶ p-/p+ and K-/K+ at high z PLB 807 (2020) 135600, K-/K+ at high z PLB 786 (2018) 390
 - ▶ h PRD 97 (2018) 032006, K isoscalar PLB 767 (2017) 133, π^{\pm} and h^{\pm} PLB 764 (2017) 001



- Normalization: first P_T^2 bin.
- Different normalization for each bin and charge
- Error bars correspond to the statistical uncertainty only. $\sigma_{syst} \sim 0.3 \sigma_{stat}$

Azimuthal asymmetries - 1D (x or z or P_T)

unpolarized

Cahn effect +
BM ⊗ Collins



- The **Boer-Mulders function** describes the strength of the spin-orbit correlation between quark spin s_T and intrinsic transverse momentum k_T :

$$\vec{s}_T \cdot (\hat{P} \times \vec{k}_T)$$

- Contributes to $\cos\phi_h$ and $\cos(2\phi_h)$
- Strong kinematic dependences & interesting differences between positive and negative hadrons, as observed in previous measurements by COMPASS on deuteron and by HERMES (u-quark dominance, opposite signs of Collins FF into h^+ and h^-)

Cahn effect

- Contributes to $\cos\phi_h$ only → next slide

- Higher-twist beam-spin asymmetry $A_{LU}^{\sin\phi_h} = \frac{F_{LU}^{\sin\phi_h}}{F_{UU,T}}$ (backup)

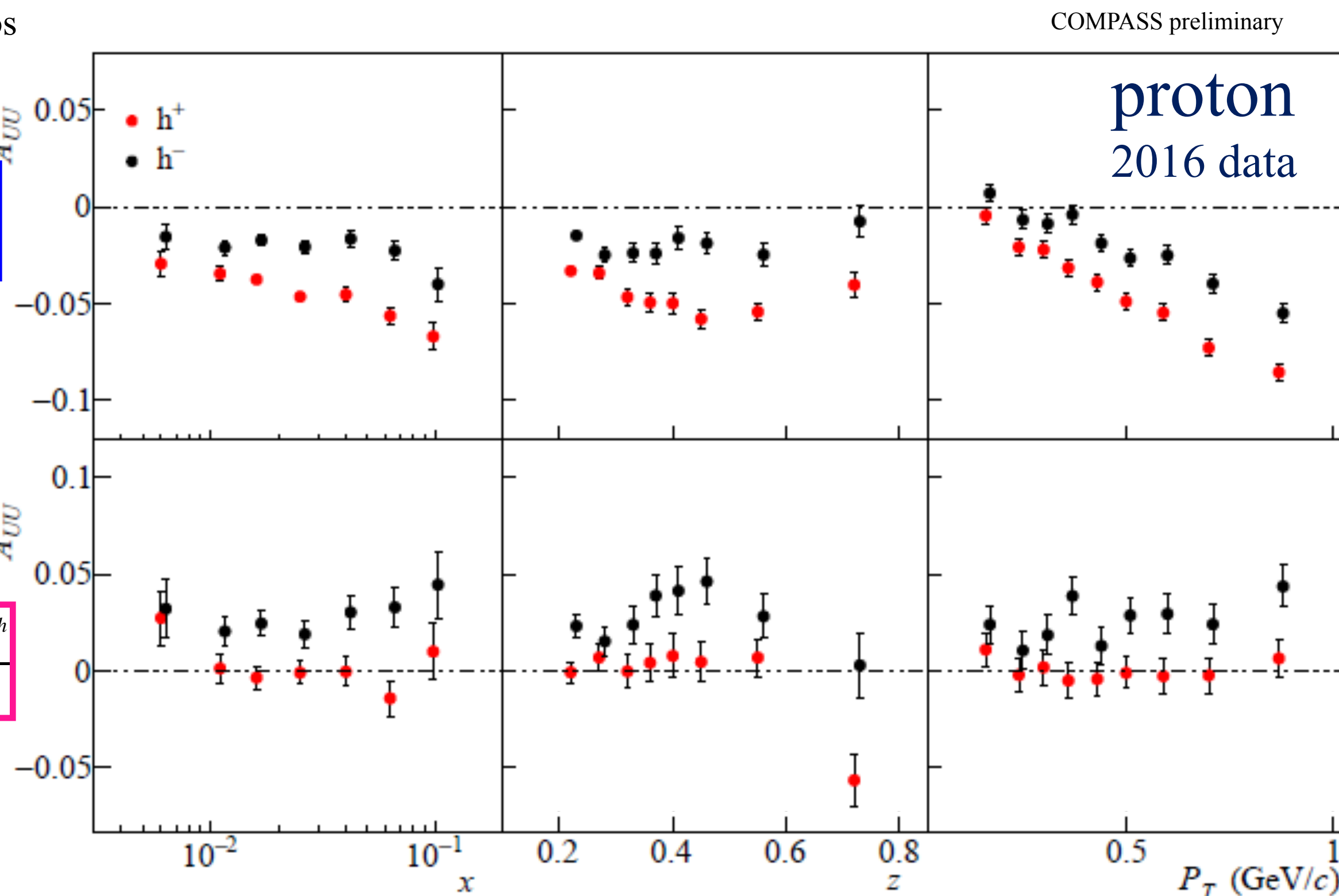
- Azimuthal asymmetries for **hadron pairs** on the unpolarized proton (backup)

- Collins FF for 2 hadrons & interference fragmentation function

Azimuthal asymmetries defined as the ratios

$$A_{UU}^{\cos\phi_h} = \frac{F_{UU}^{\cos\phi_h}}{F_{UU,T}}$$

$$A_{UU}^{\cos2\phi_h} = \frac{F_{UU}^{\cos2\phi_h}}{F_{UU,T}}$$



The error bars correspond to the statistical uncertainty only. $\sigma_{syst} \sim \sigma_{stat}$ (1D)

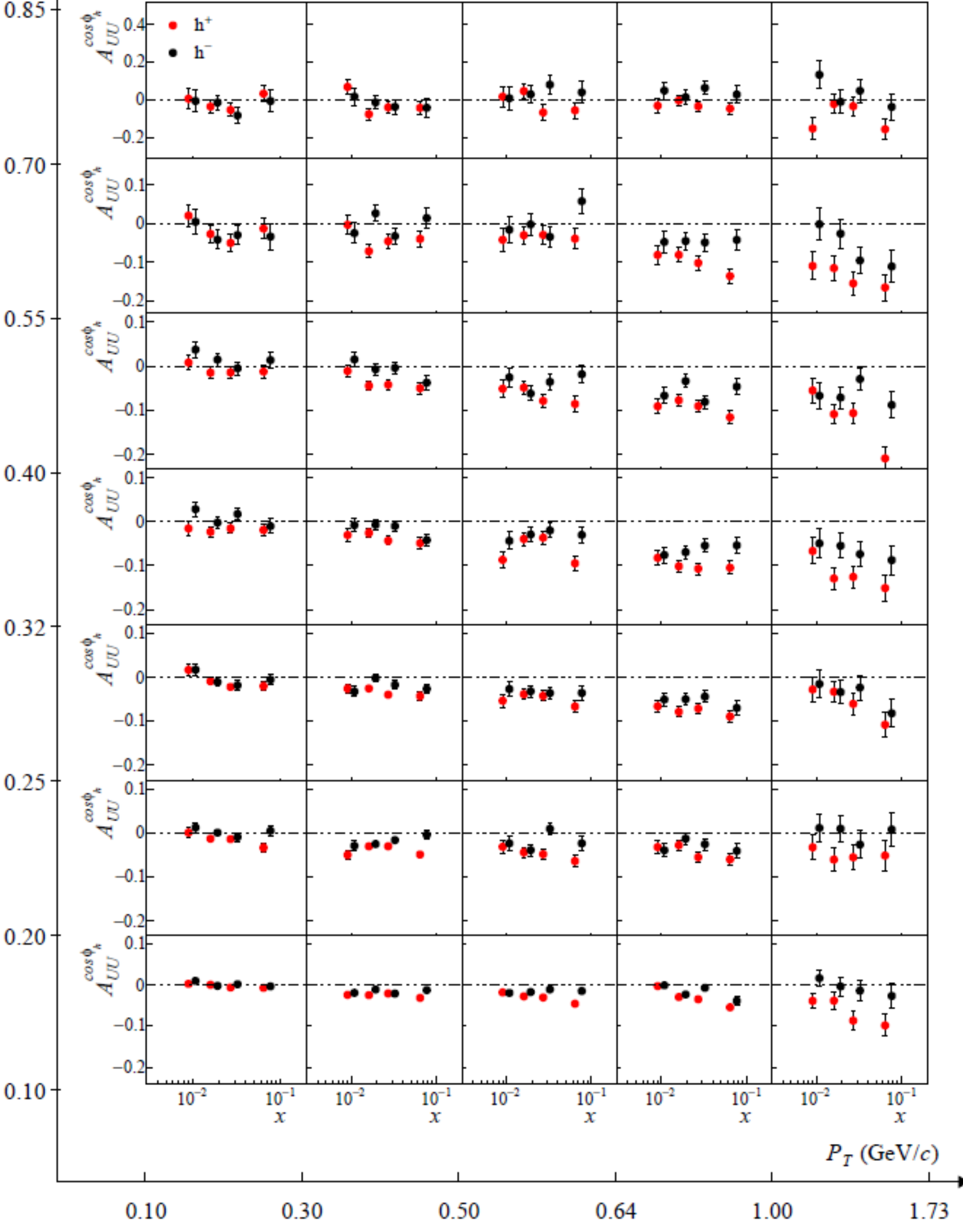
Azimuthal asymmetries - 3D (x, z, p_T)

unpolarized

Cahn-effect +
BM \otimes Collins



The error bars correspond to the statistical uncertainty only. $\sigma_{syst} \sim 0.5 \sigma_{stat}$ (3D)
COMPASS preliminary



- **Cahn effect** - additional (to BM) $\cos\phi_h$ modulation purely due to the presence of intrinsic transverse momenta of unpolarized quarks in the unpolarized nucleon. No such modulation in the collinear case. Next-to-leading-order effect.
 - ▶ Clear signal, strong dependence on P_T . Compatible with zero at high z . In agreement with COMPASS deuteron results.

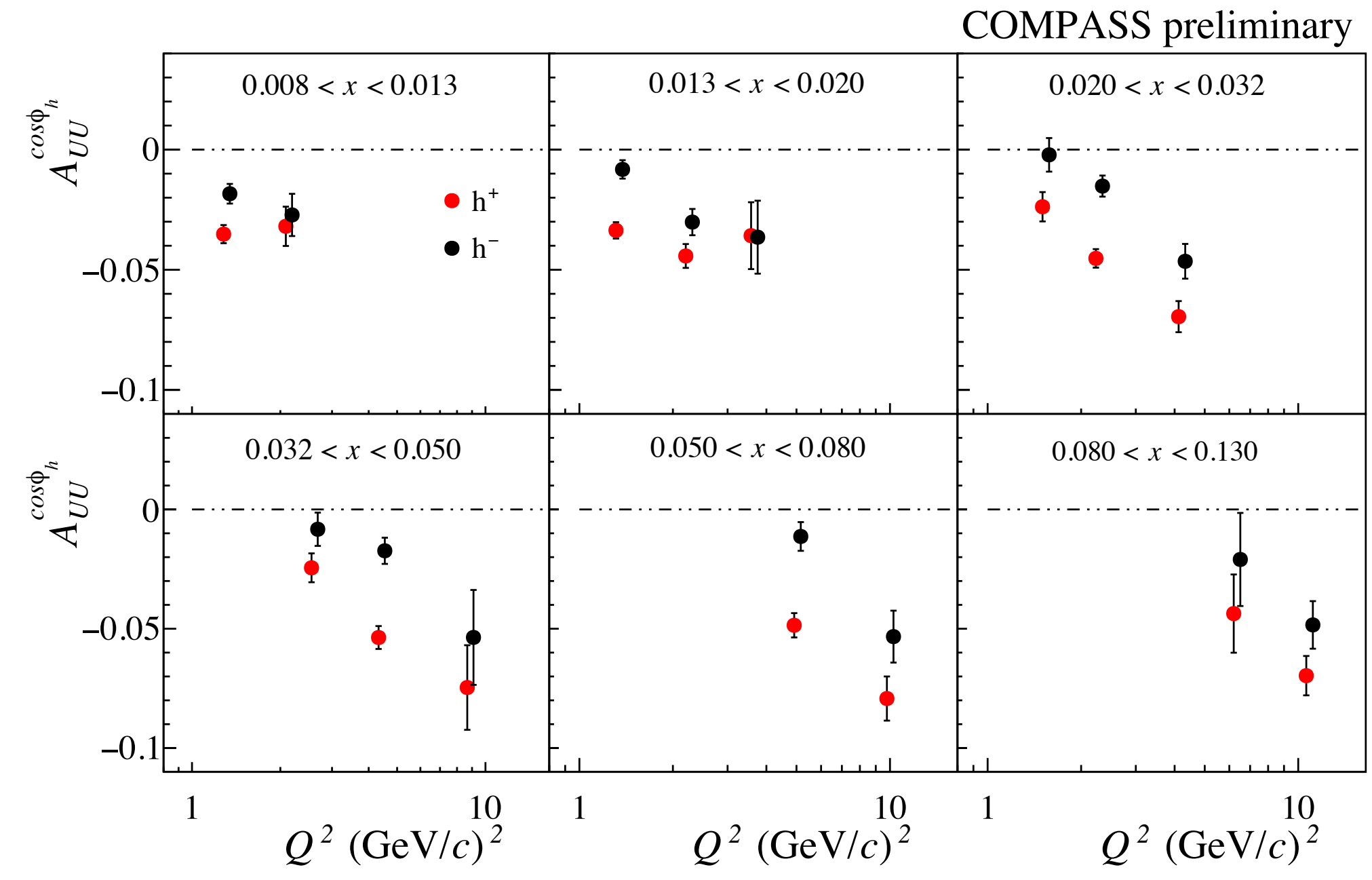
- Naive expectation

$$A_{UU|Cahn}^{\cos\phi_h} = - \frac{2zP_T \langle k_T^2 \rangle}{Q \langle P_T^2 \rangle}$$

- ▶ observed trend is however opposite (increase with Q^2)

- Complementary access to **quark intrinsic transverse momentum** + other PDFs & FFs contributions

proton
2016 data



SIDIS off longitudinally polarized targets

L-polarized



- COMPASS collected a large amount of L-SIDIS data with unprecedented precision for some amplitudes

$$A_{UL}^{\sin\phi_h}$$

- Q-suppression, higher-twist subleading effects
- Sizable TSA-mixing
- Significant h^+ asymmetry, clear z -dependence
- h^- compatible with zero

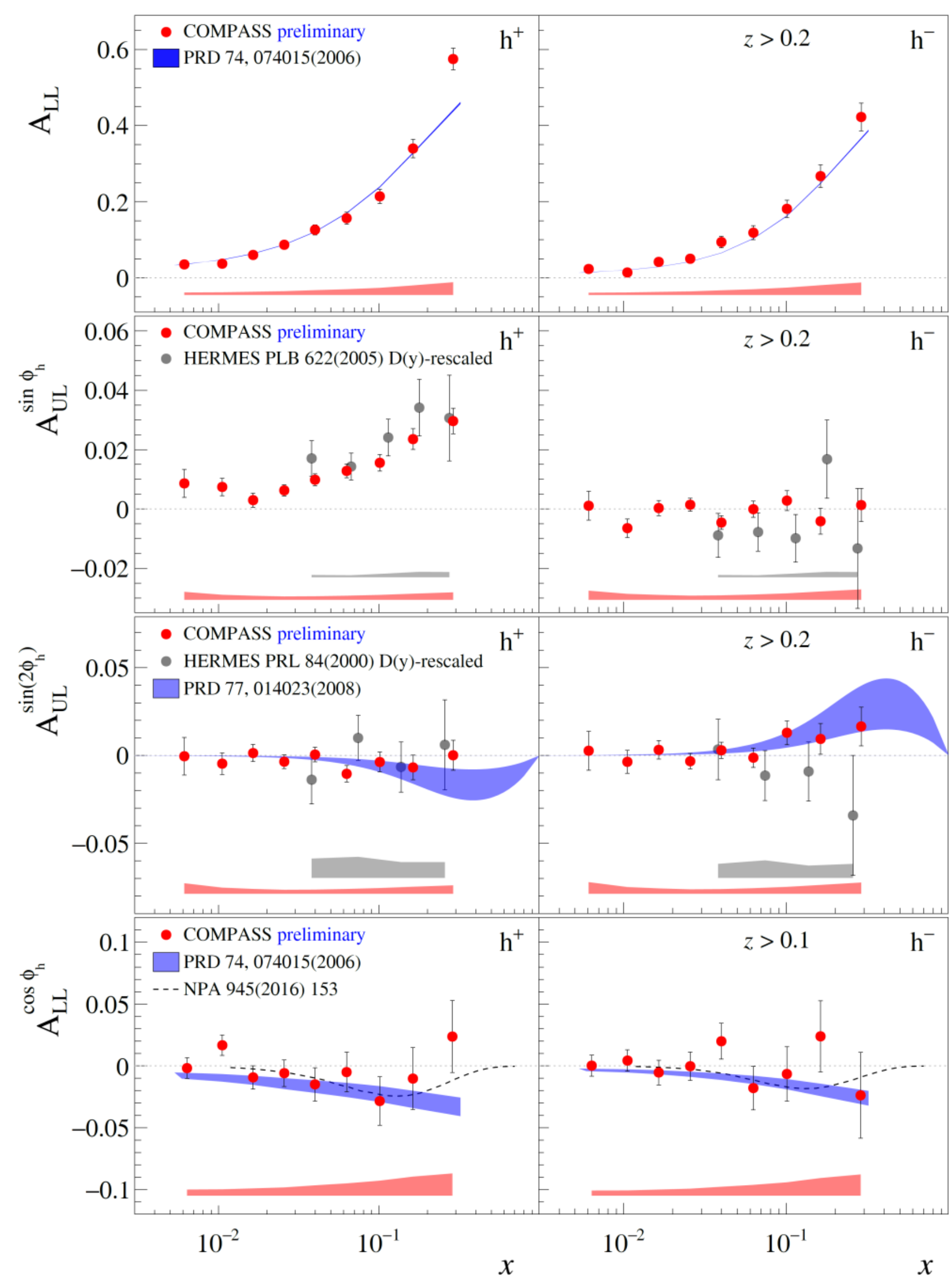
$$A_{UL}^{\sin 2\phi_h}$$

- Only “twist-2” ingredients
- Additional P_T -suppression
- Compatible with zero, in agreement with models
- Collins-like behavior?

$$A_{LL}^{\cos\phi_h}$$

- Q-suppression, higher-twist subleading effects
- Compatible with zero, in agreement with models
- Di-hadron asymmetries (not shown)

B. Parsamyan (for COMPASS) [arXiv:1801.01488](https://arxiv.org/abs/1801.01488) [hep-ex]





A long list of measurements...

d & p	Collins and Sivers asymmetries (1D)	several papers
d & p	di-hadron asymmetries	several papers
d & p	other TSAs	
p	multiD measurements of TSAs (x, Q^2, z, P_T) bins	
p	Sivers asymmetry and other TSAs in Q^2 bins	PLB 770 (2017) 138
p	P_T - weighted Sivers asymmetries	NPB 940 (2019) 34
p	transversity induced $\Lambda/\bar{\Lambda}$ polarization	PLB 824 (2022) 136834
d & p	TSAs for high P_T pairs from PGF events	PLB 772 (2017) 85
p	J/Ψ Sivers asymmetry	
p	inclusive ρ^0 TSAs	submitted to PLB, hep-ex/2211.00093

...all to be done again using the 2022 data.

Sivers asymmetry in SIDIS

T-polarized

Sivers ⊗
D1



- Sivers effect: spin-orbit correlation between the nucleon transverse spin and parton transverse momentum in the transversely polarized nucleon

$$\vec{S}_T \cdot (\hat{P} \times \vec{k}_T)$$

- Sivers function describes strength of **distortion in transverse momentum space** from the **symmetric unpolarized distribution f_1**

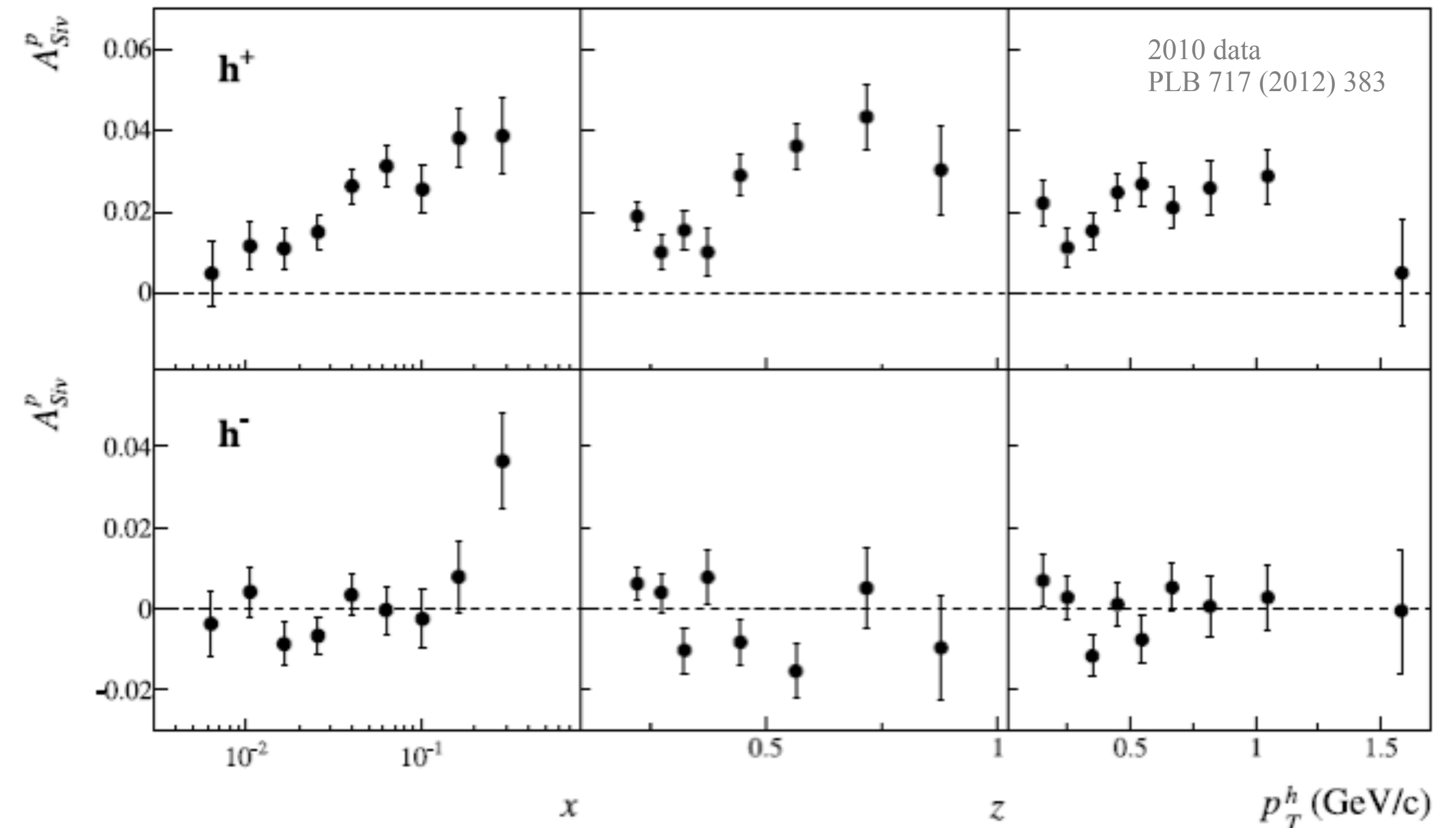
$$f_{q/p^\uparrow}(x, \mathbf{k}_T) = f_1^q(x, \mathbf{k}_T^2)$$

$$- f_{1T}^{\perp q}(x, \mathbf{k}_T^2) \mathbf{S} \cdot \left(\frac{\hat{P}}{M} \times \mathbf{k}_T \right)$$

proton results

clearly positive for h^+

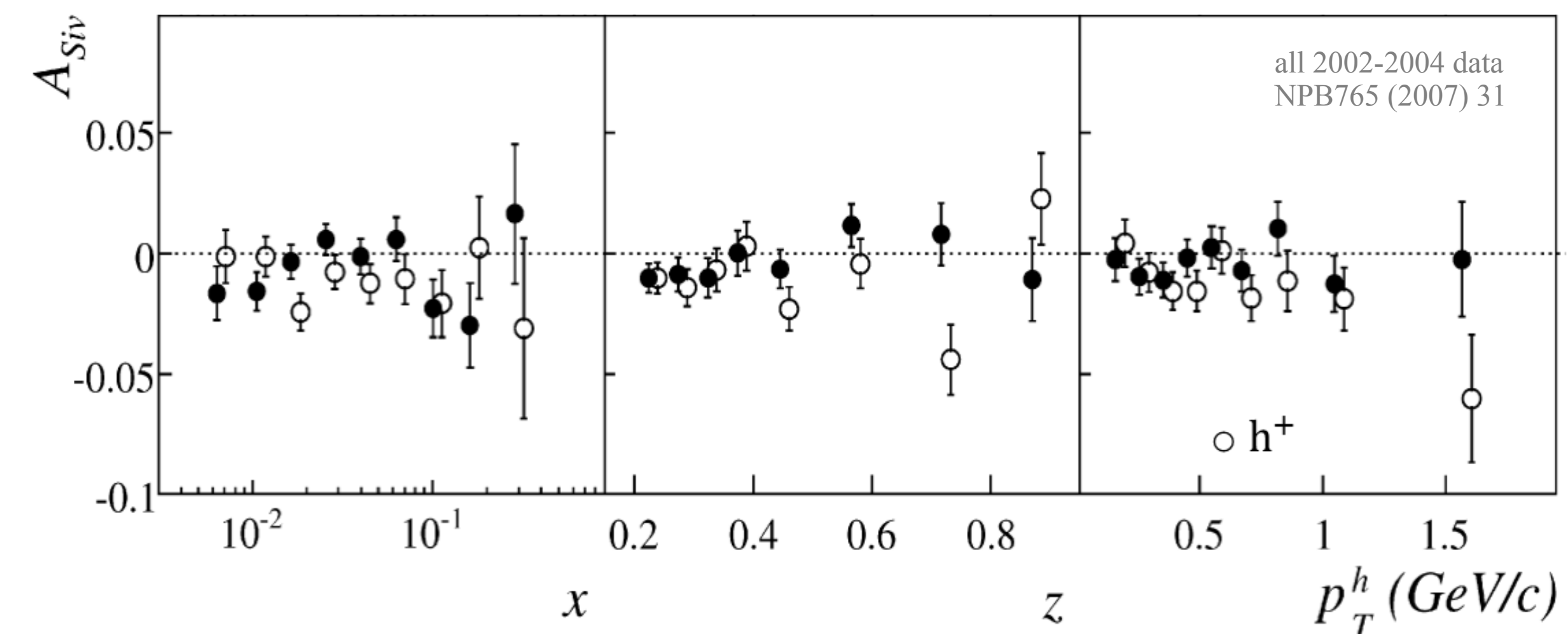
compatible with zero (but last x point) for h^-



deuteron results

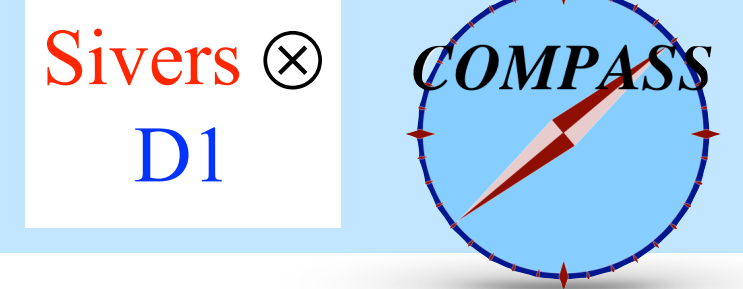
close to zero with large statistical uncertainties

attributed to u/d-quark cancellation effects



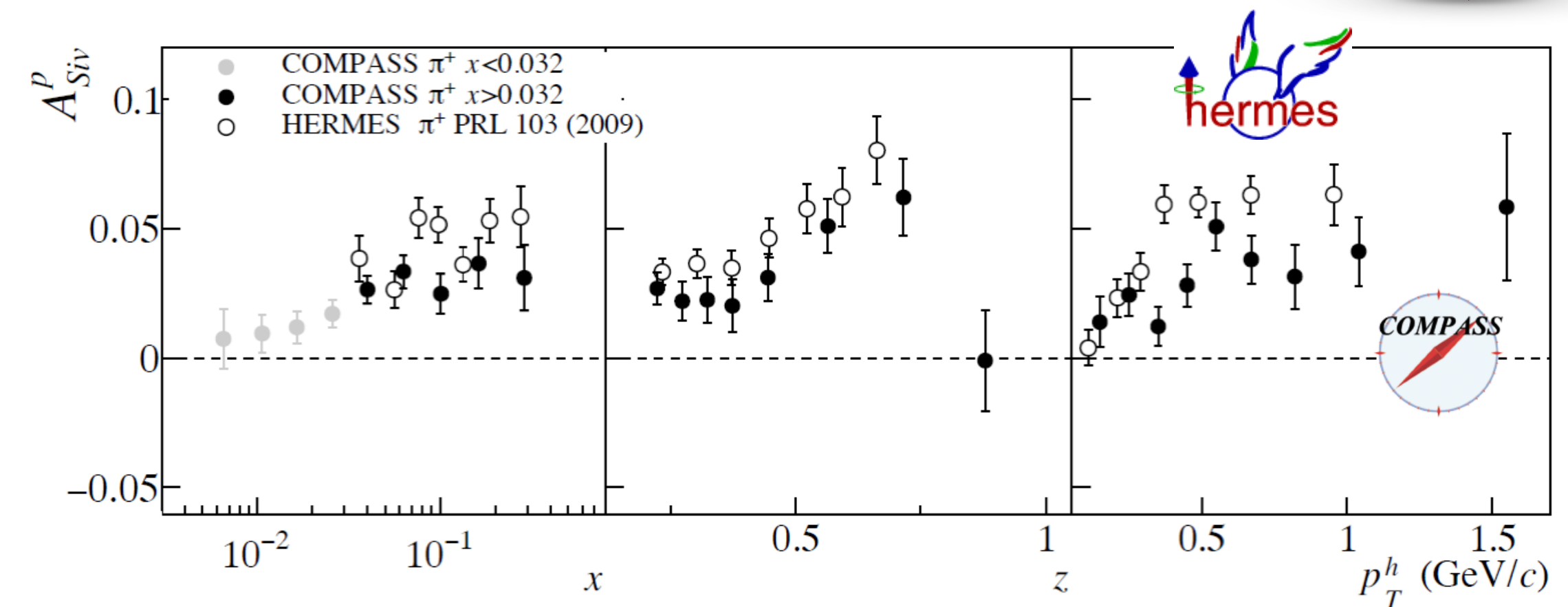
Sivers asymmetry in SIDIS - a first global look

T-polarized



- Comparison with HERMES - smaller values of the Sivers asymmetry amplitude at COMPASS: may be attributed to TMD evolution ...

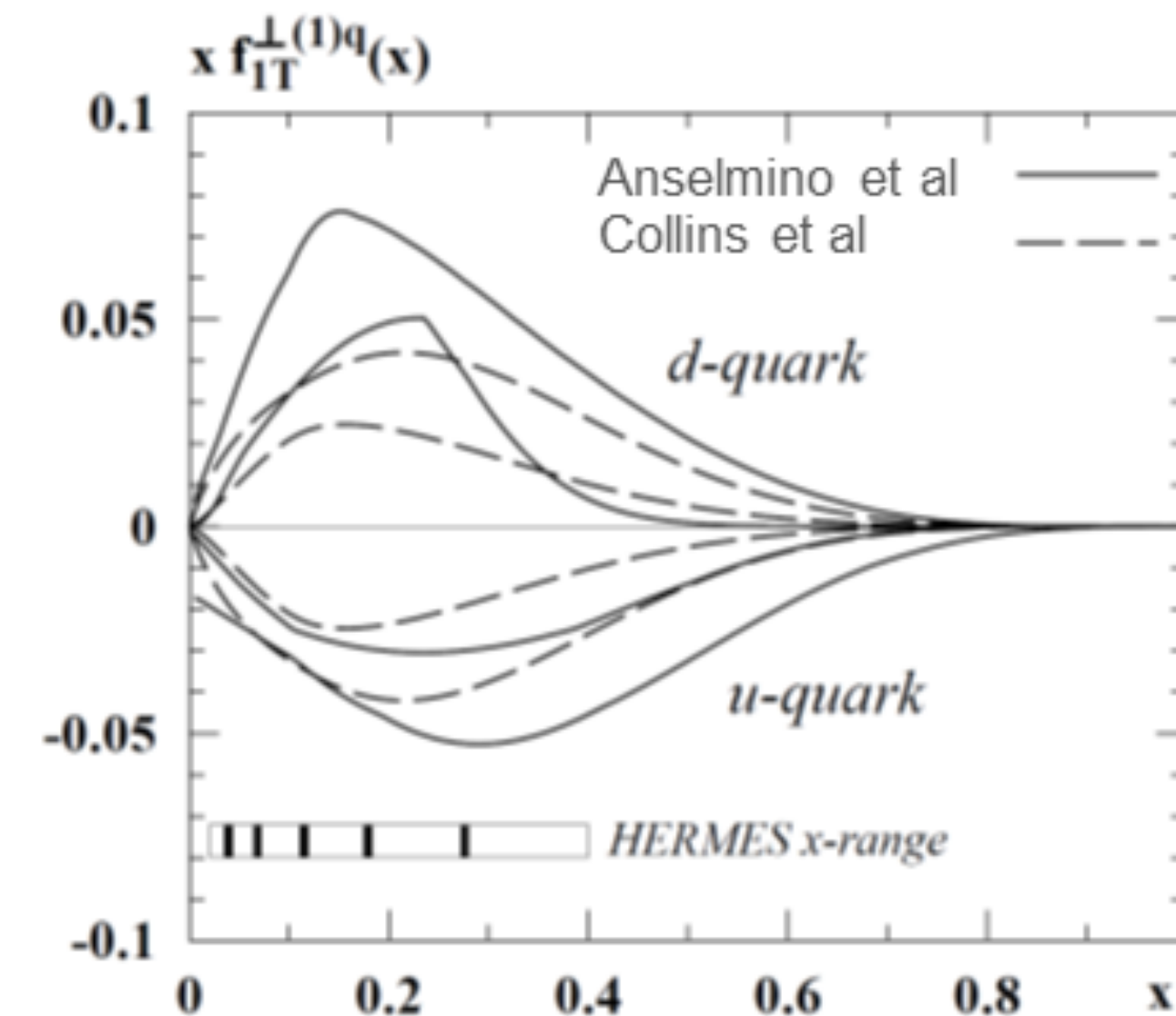
lepton beam energies:
 HERMES: 27.6 GeV
 COMPASS: 160 GeV



- The first extractions of the **Sivers TMD PDFs** from these Sivers asymmetries on the proton and the deuteron **in the TMD framework** followed very soon, in 2005, the publication of the first HERMES p results and COMPASS d results.

Both the HERMES and COMPASS data could be well described.

- A success of the then new TMD framework. Various global extractions with additional data followed.
- u- and d-quark Sivers functions have different signs.




*proceedings of
 Transversity 2005*

P_T -weighted Siverts asymmetry in SIDIS

T-polarized

Siverts P_T -weighted \otimes D1



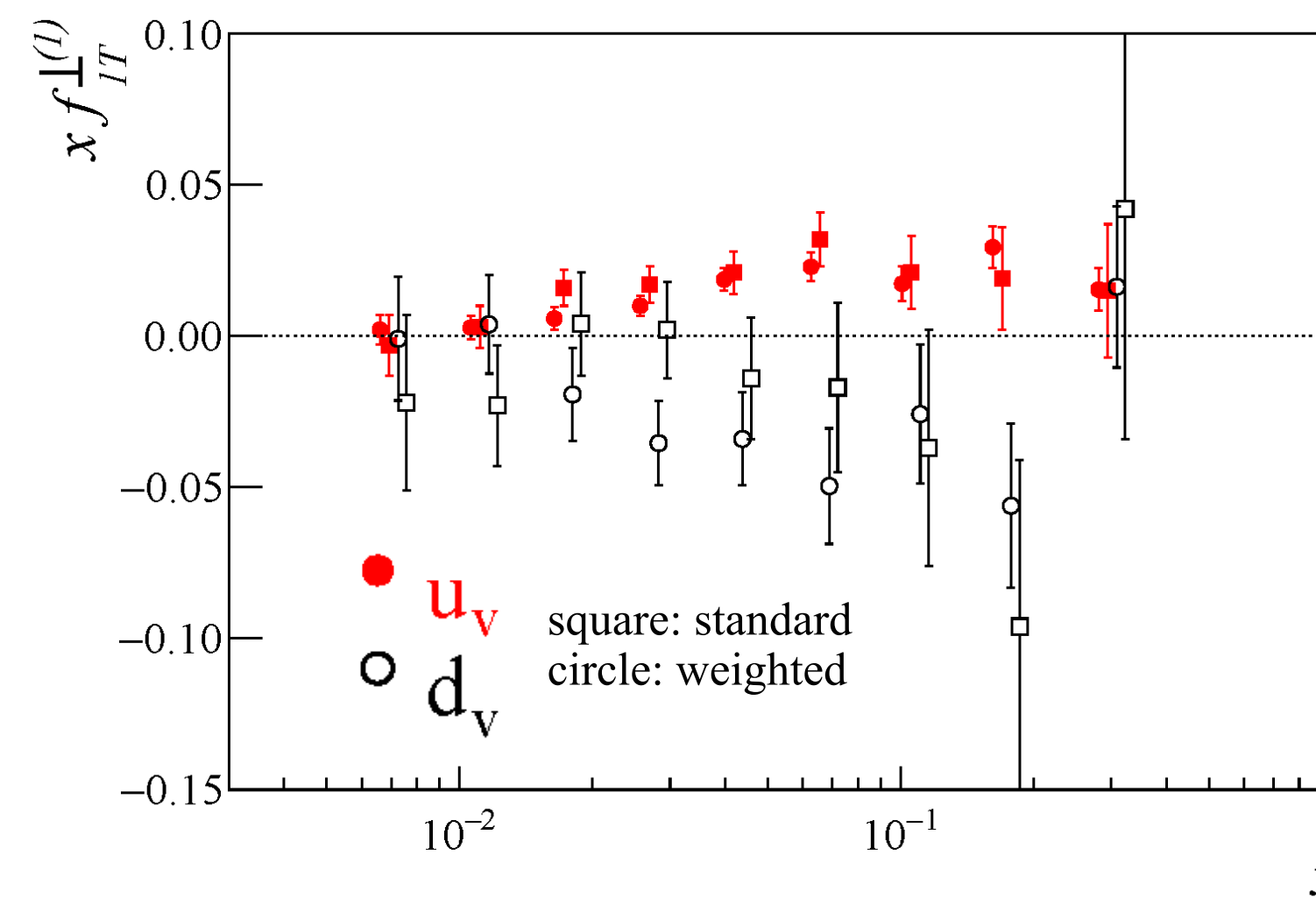
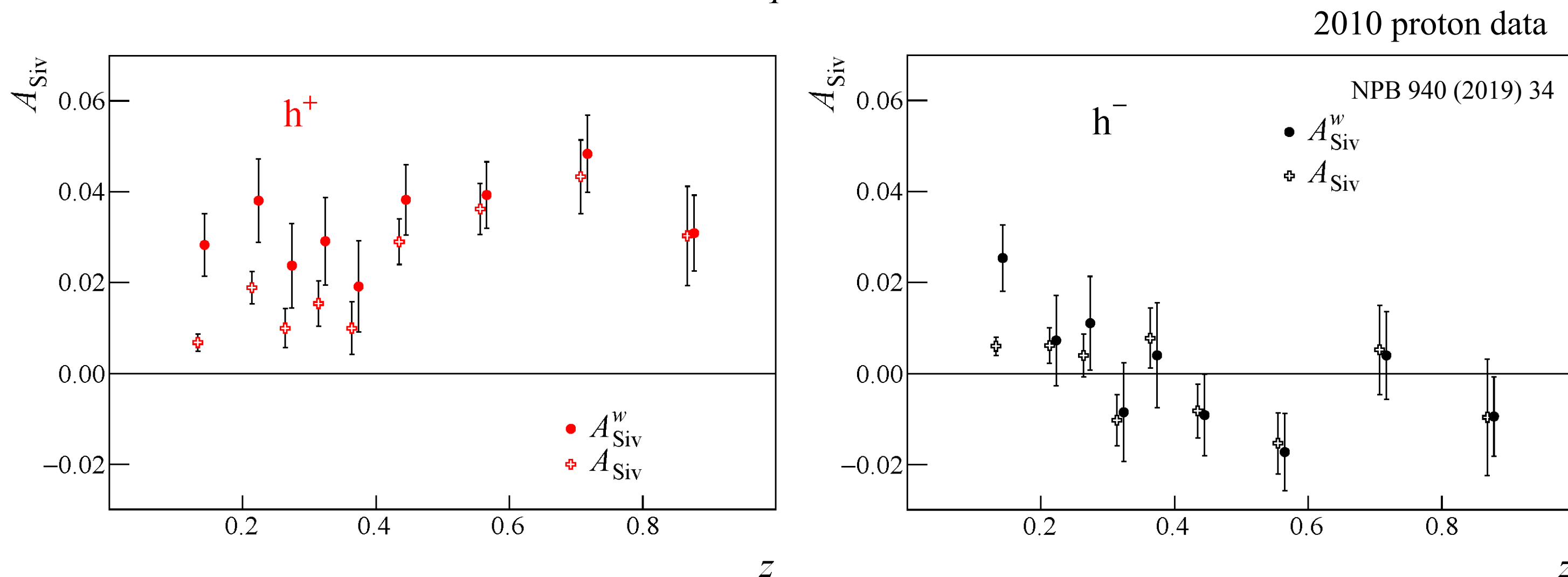
$$A_{Siv}(x, z, P_T) = \frac{\sum_q e_q^2 x \mathbf{C} \left[\frac{P_T \cdot k_T}{M P_T} f_{1T}^{\perp q}(x, k_T^2) D_1^q(z, p_{\perp}^2) \right]}{\sum_q e_q^2 x \mathbf{C} \left[f_1^q(x, k_T^2) D_1^q(z, p_T^2) \right]}$$

$$\Rightarrow A_{Siv}^{w,\pm}(x) = 2 \frac{\sum_q e_q^2 x f_{1T}^{\perp(1)q}(x) \tilde{D}_1^{q,\pm}}{\sum_q e_q^2 x f_1^q(x) \tilde{D}_1^{q,\pm}} \quad \omega = P_T / z M \text{ weighted asymmetries}$$

- **P_T -weighted asymmetries:** direct measurement of TMD k_T^2 moments that avoids assumptions on shape of k_T . Products instead of convolutions of TMDs (as in the “standard” extraction).

- Extraction of $f_{1T}^{\perp(1)}(x)$

- ▶ Neglecting sea quark Siverts distribution (proton data only) \rightarrow deviation from standard extraction not unexpected for d-quarks
- ▶ u-quark distributions for P_T -weighted and standard in good agreement
- ▶ Indication that TMD factorization applies; that the TMD framework in general “is operational”; and that the Gaussian ansatz is not so bad after all.



$f_1^q, \tilde{D}_1^{q,\pm}$ from parameterizations (CTEQ5D and DSS)

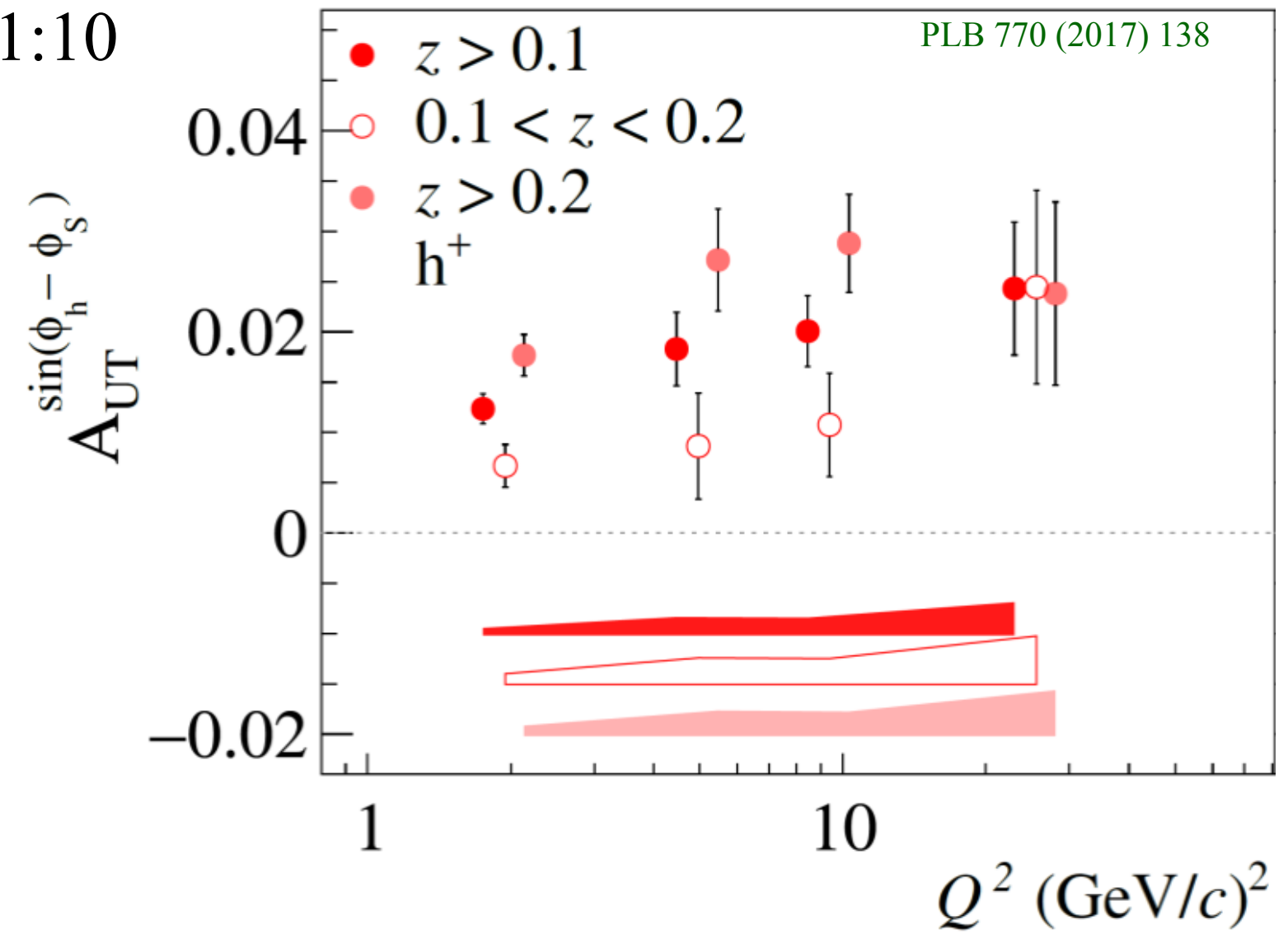
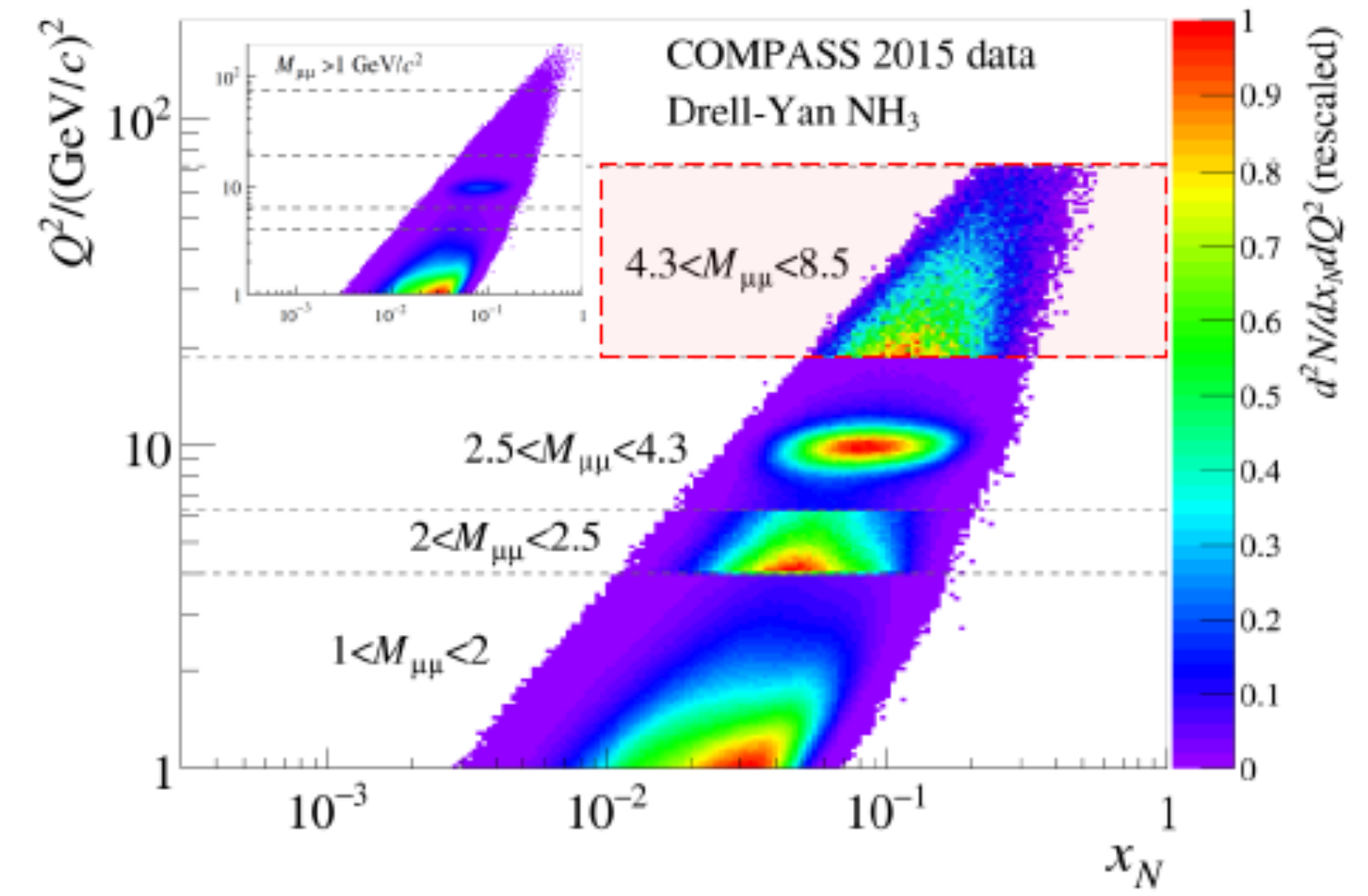
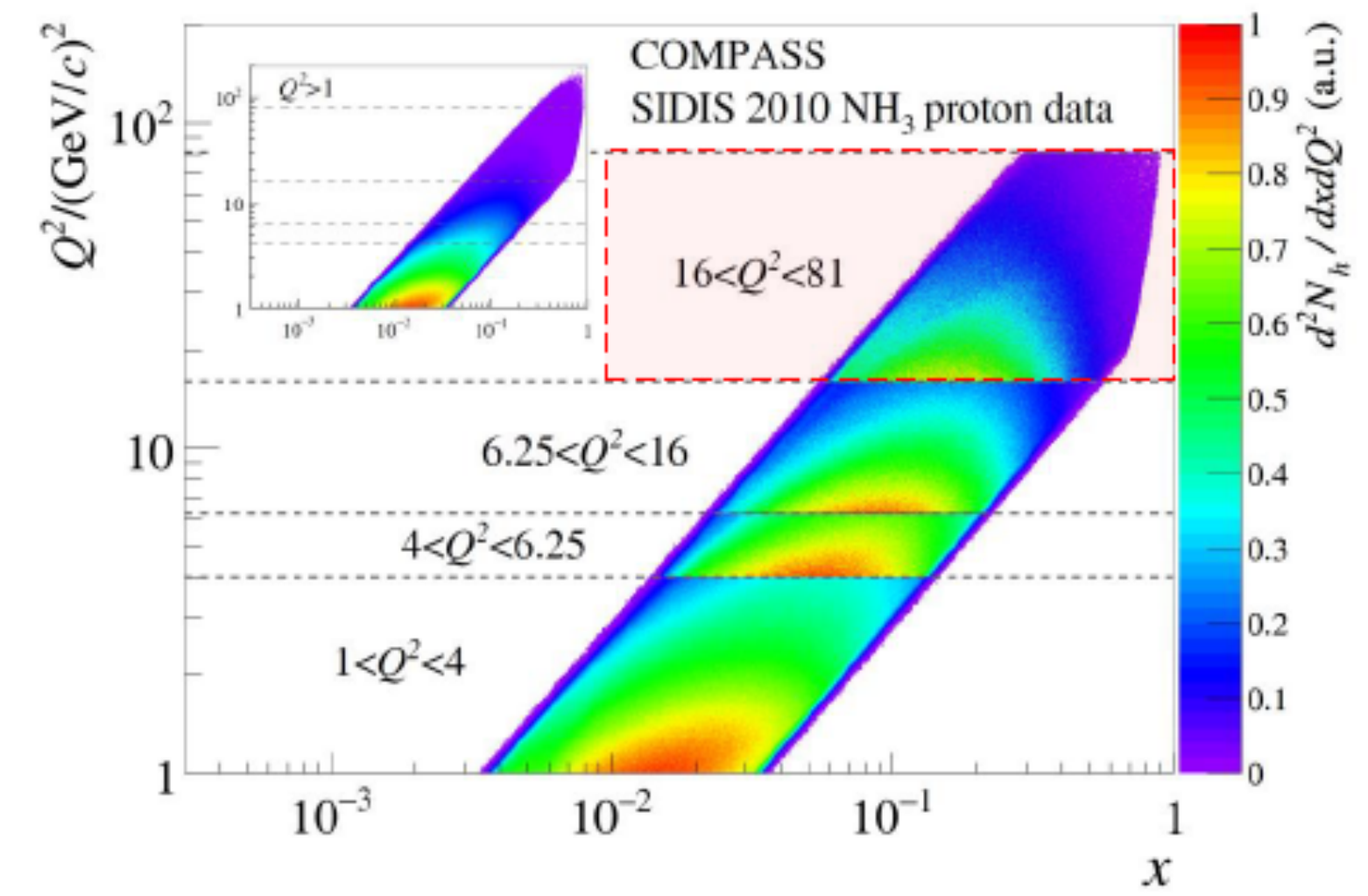
Sivers in SIDIS at the scale of the DY measurement

T-polarized

Sivers ⊗
D1



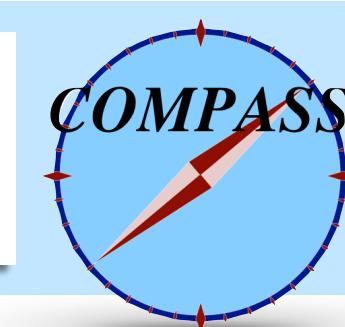
- To ease the comparison with the COMPASS 2015 + 2018 Drell-Yan measurement ($\pi p^\uparrow \rightarrow \mu^+ \mu^- X$), and to circumvent the complication of TMD evolution effects:
 - ▶ COMPASS extracted the Sivers SIDIS asymmetry in the kinematic phase space of the DY experiment.
 - ▶ See also V. Andrieux's talk - Thursday 11:10
- Different Q^2 bins
- No strong Q^2 -dependence



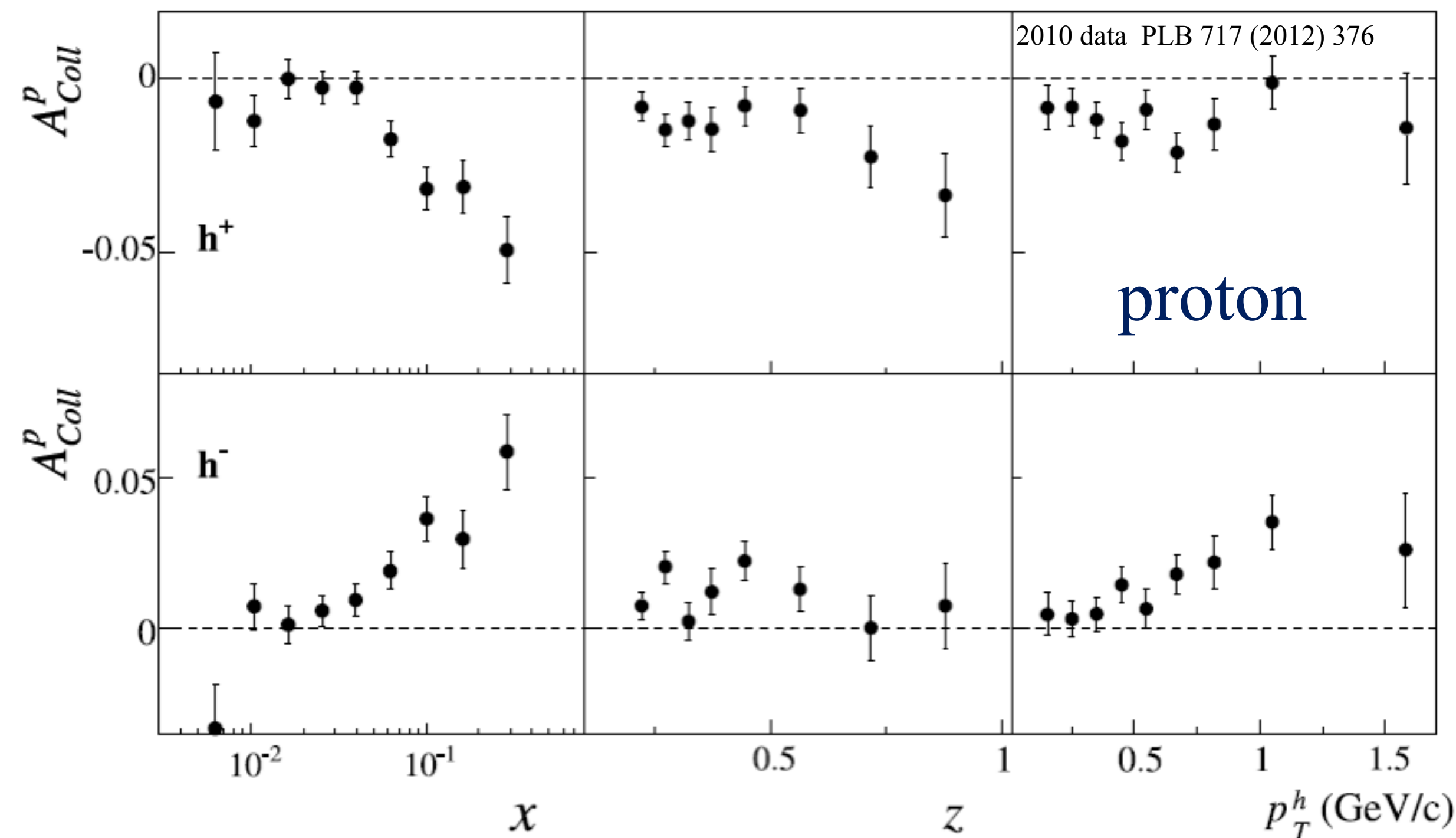
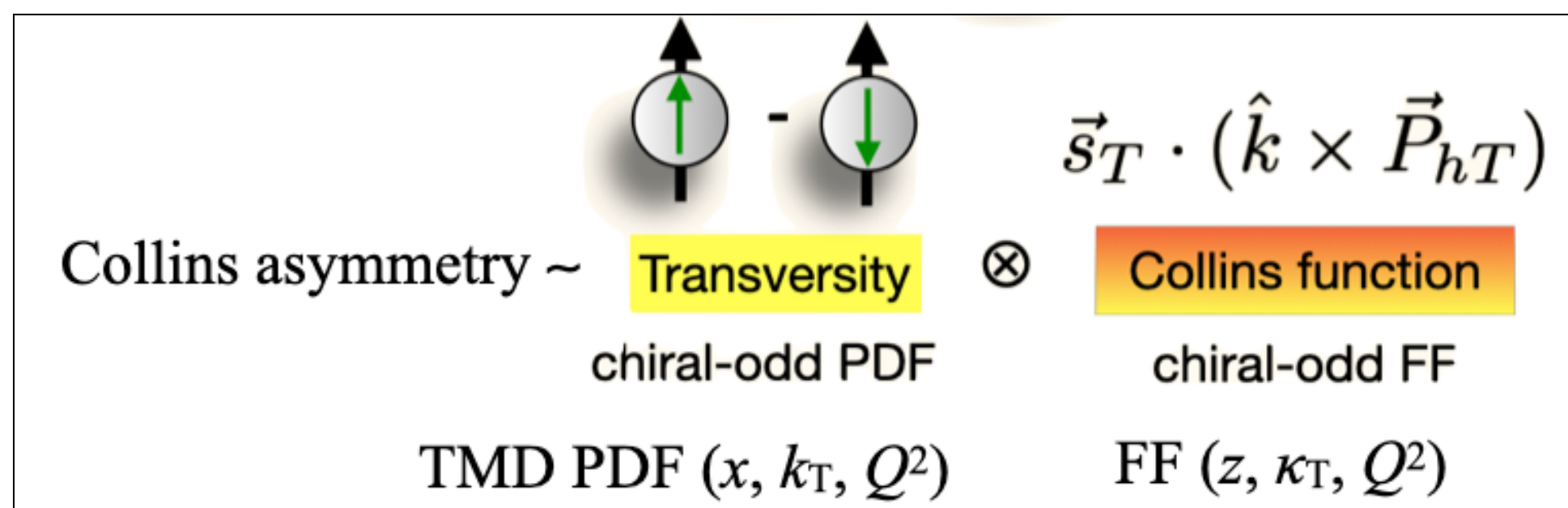
Collins asymmetry in SIDIS

T-polarized

Transversity
⊗ Collins



- **Collins effect: azimuthal modulations** of the produced hadron transverse momentum in a transversely-polarized quark fragmentation
- Is generated by the coupling of the **Collins FF** to the **transversity TMD PDF**:



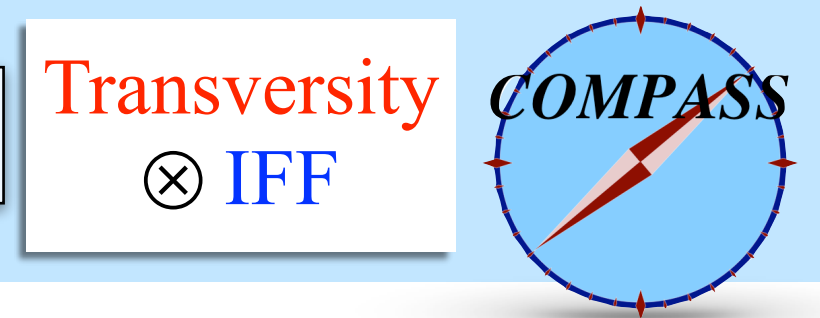
- Transversity describes the spin-spin correlation of a transversely polarized parton in a transversely polarized hadron.
- It is **chiral-odd** since it corresponds to a **spin flip** of the involved parton.

- Very clear signal in the valence region (proton target)
- Opposite sign for h^+ and h^- , mirror symmetry vs x
- Very good agreement with HERMES data (backup)
- COMPASS Collins asymmetries on the deuteron compatible with zero (backup) \rightarrow u- and d-quark cancellations

Large experimental uncertainties \rightarrow motivation for the 2022 run

Di-hadron asymmetry $\mu p^\uparrow \rightarrow \mu h^+ h^- X$

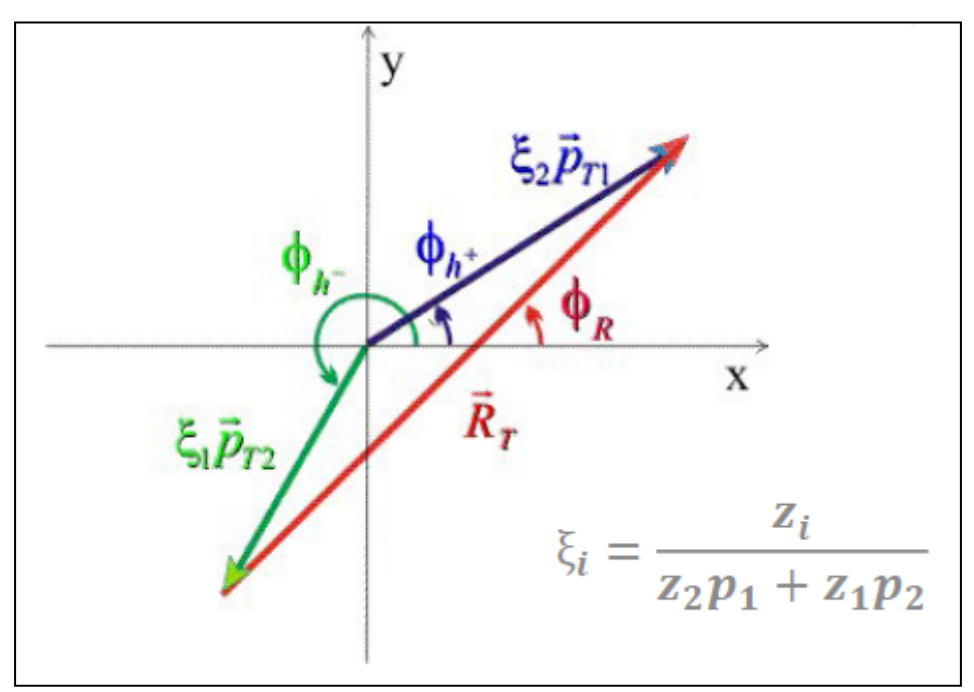
T-polarized



$$A_{hh} \sim \frac{\sum_q e_q^2 h_1^q \cdot H_{1q}^\zeta}{\sum_q e_q^2 f_1^q \cdot D_{1q}}$$

- **Transversity TMD PDF** coupled to **interference fragmentation function IFF** from the interference of different channels of the fragmentation process into the two-hadron system.

- Amplitude of the sin modulation in the distribution of the azimuthal angle ($\phi_R + \phi_S$)

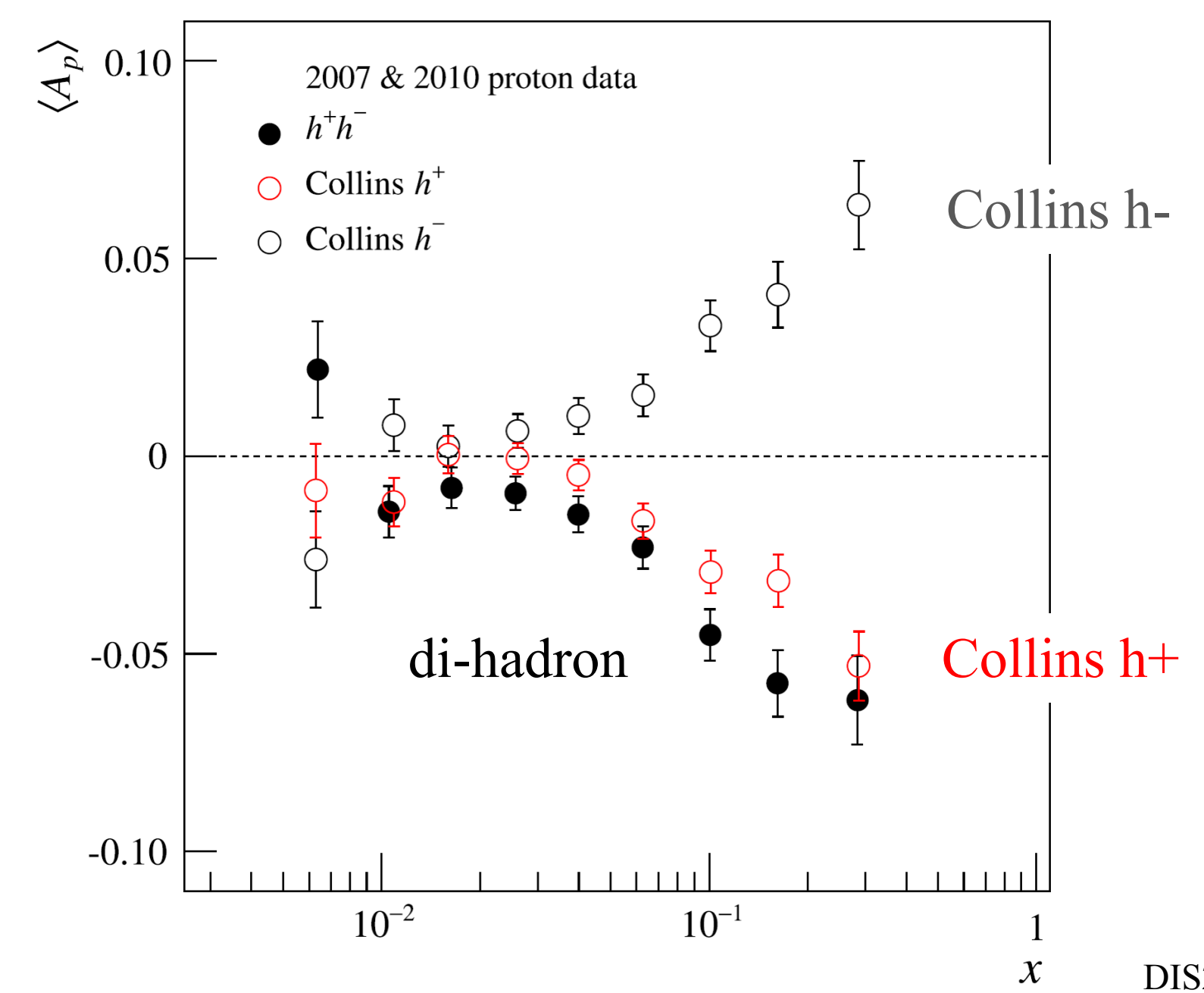
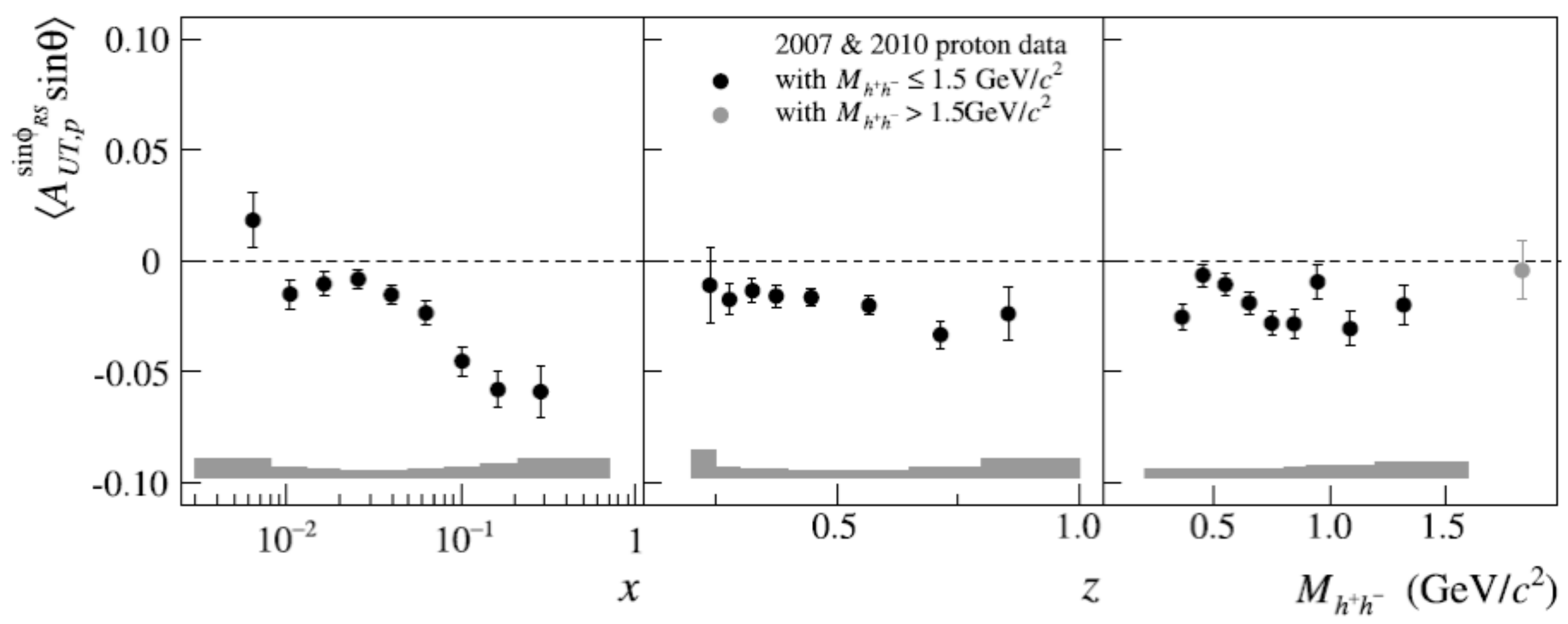


- Interference FF $\approx \frac{1}{2} \cdot (\text{Collins}[h^+] + (-1) \cdot \text{Collins}[h^-])$
 ☞ Hint at a common physical origin for Collins & IFF

- Results on the deuteron compatible with zero (backup).

di-hadron asymmetry proton

PLB 736 (2014) 124



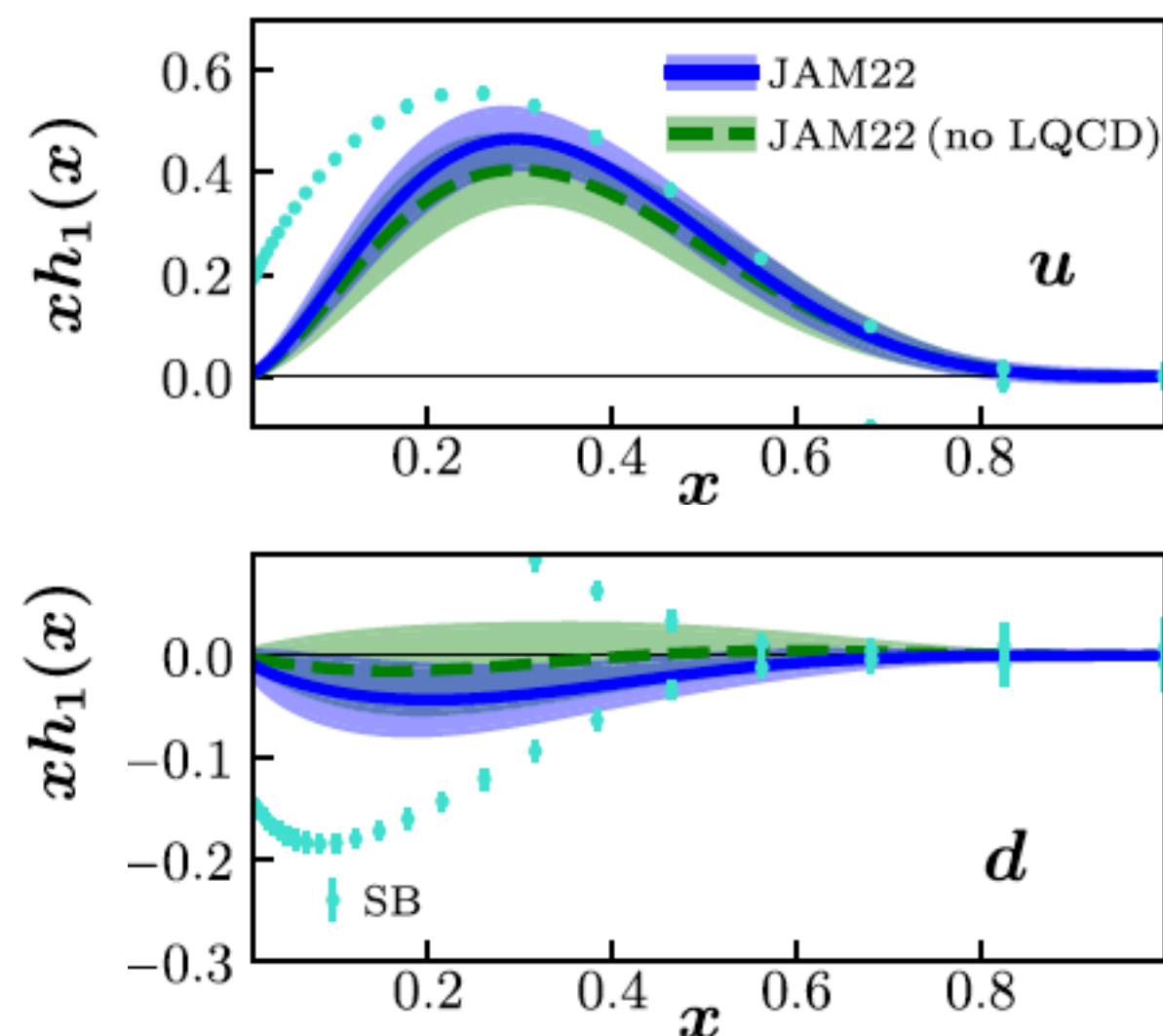
interplay
PLB 736 (2014) 124

Accessing transversity

- Fits to global data (including also TMD-sensitive processes other than SIDIS) to extract the transversity PDF and the corresponding spin-dependent FFs.
- Very important results: the TMD framework allows to describe all data well.
- Work ongoing...
- From the existing SIDIS data it is clear that
 - ▶ u- and d-quark transversity PDFs have opposite sign
 - ▶ d-quark PDF much worse determined than u-quark PDF because of the scarcity of **deuteron** (neutron) data

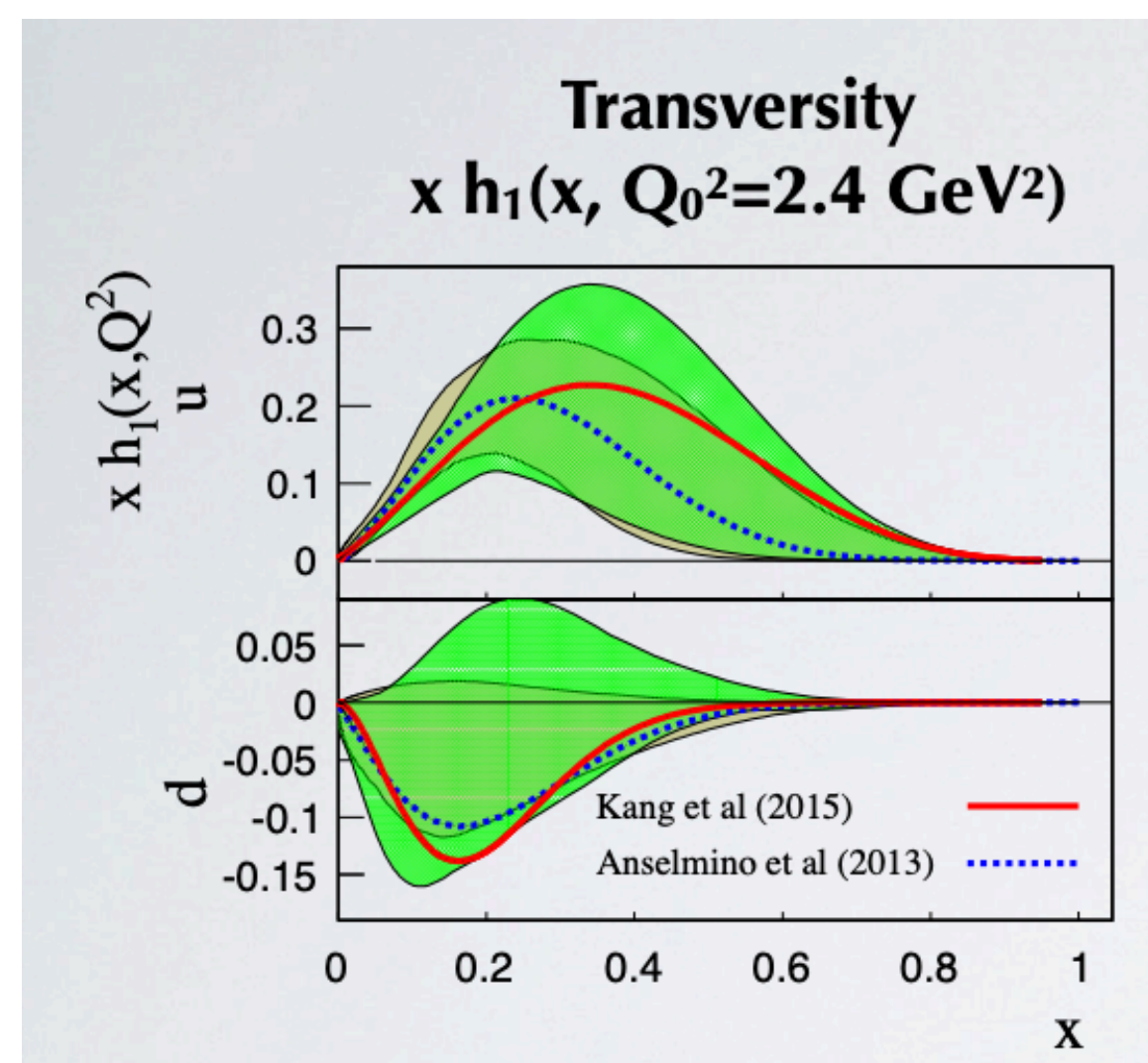
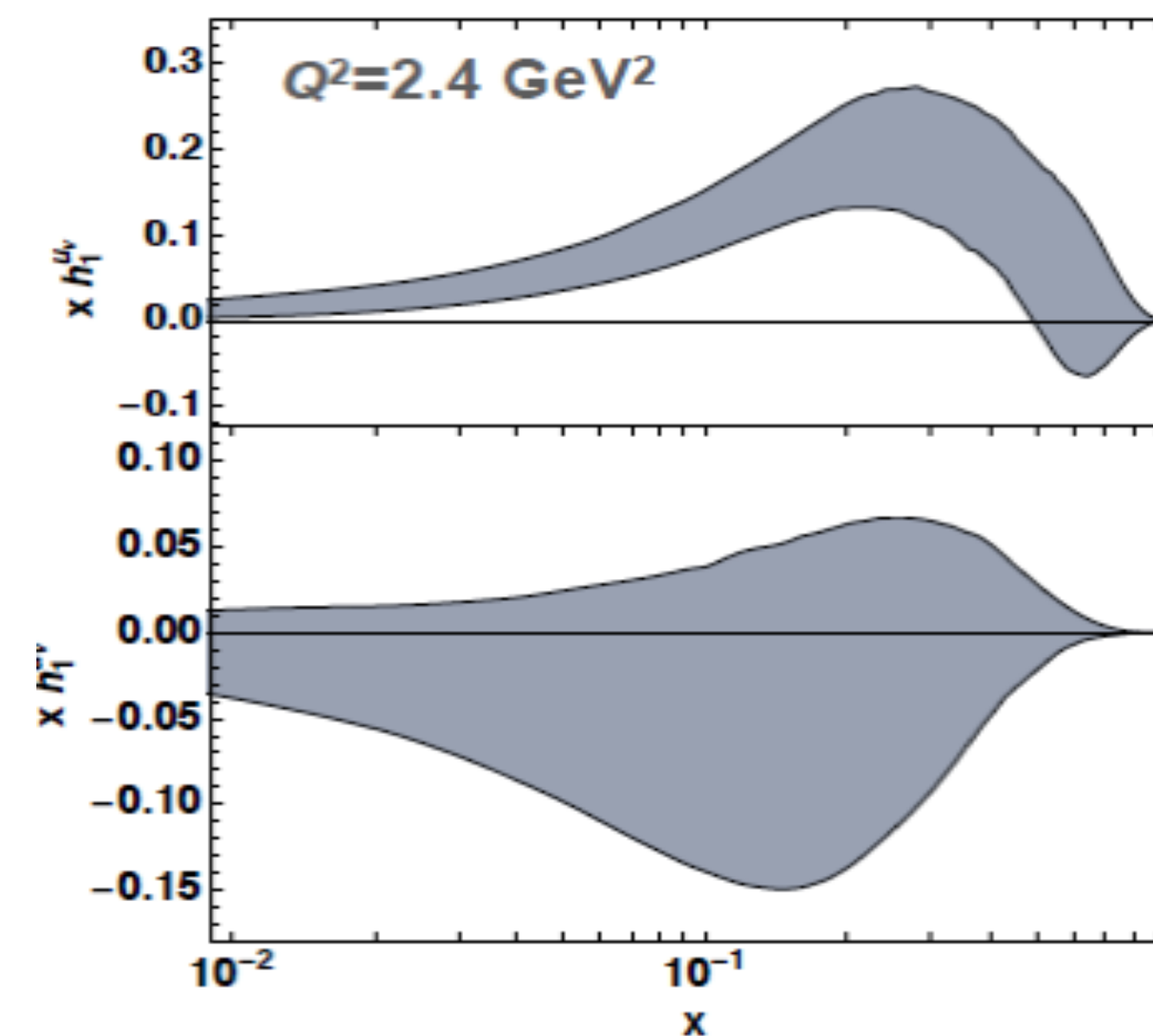
fits of Collins asymmetries

JAM PRD 106, 034014 (2022)



fits of di-hadron asymmetries

Radici Bacchetta PRL 2018

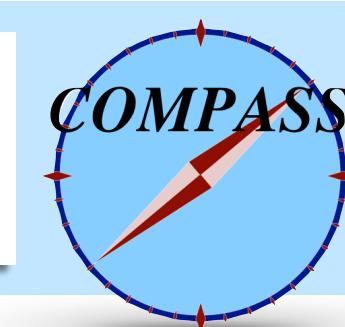


- Kang et al.,
P.R. D93 (16) 014009
- Anselmino et al.,
P.R. D87 (13) 094019
- Anselmino et al.,
P.R. D92 (15) 114023

The 2022 COMPASS run: $\mu d^\uparrow \rightarrow hX$

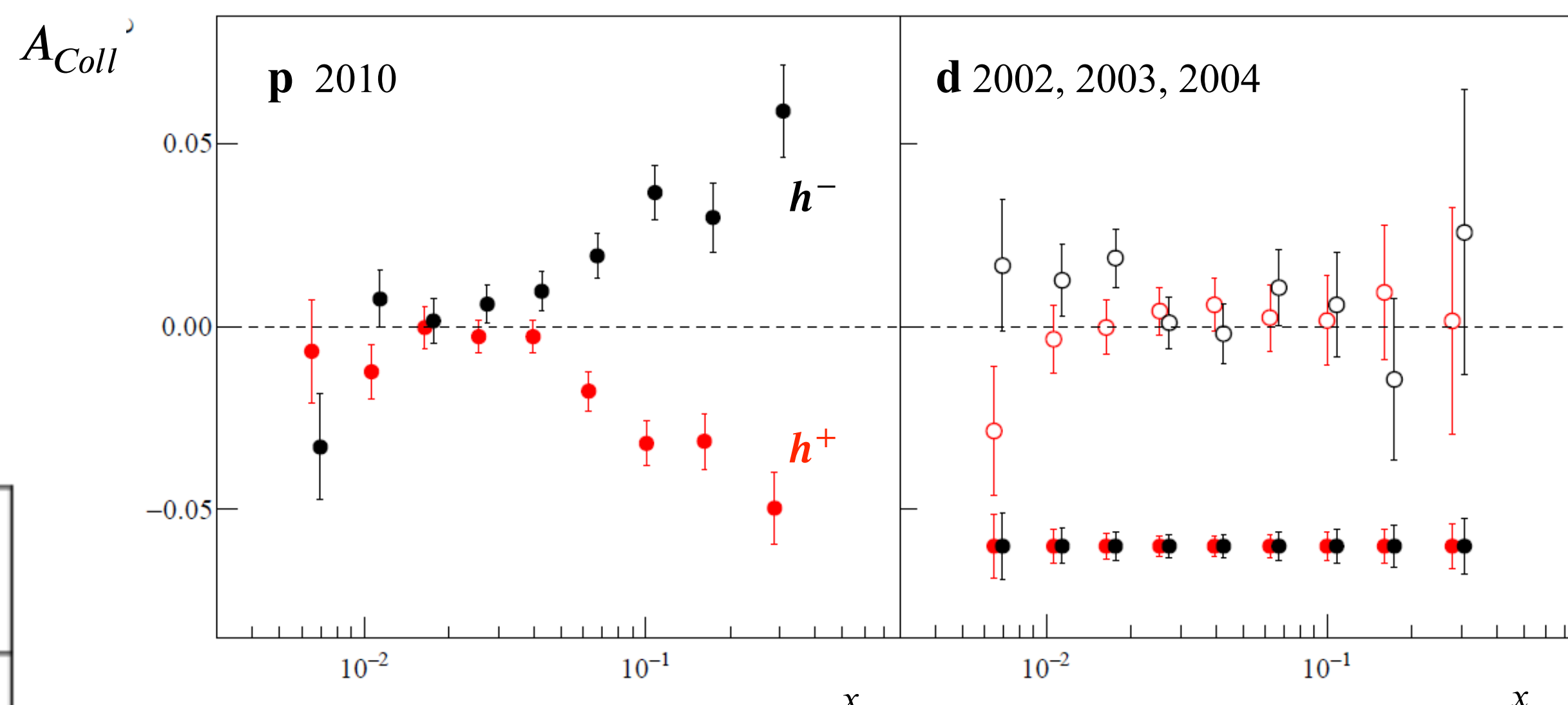
T-polarized

Transversity
⊗ Collins



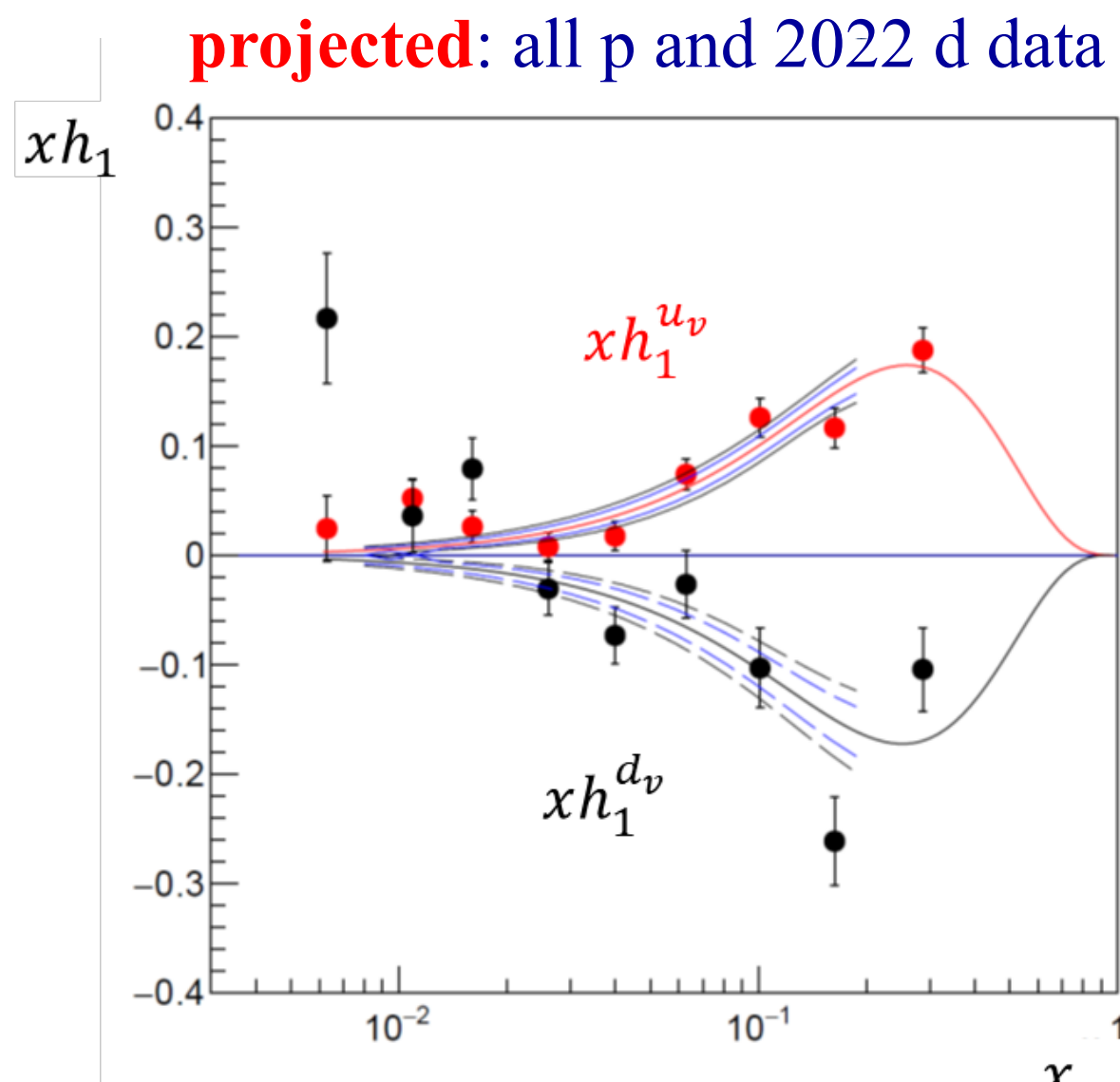
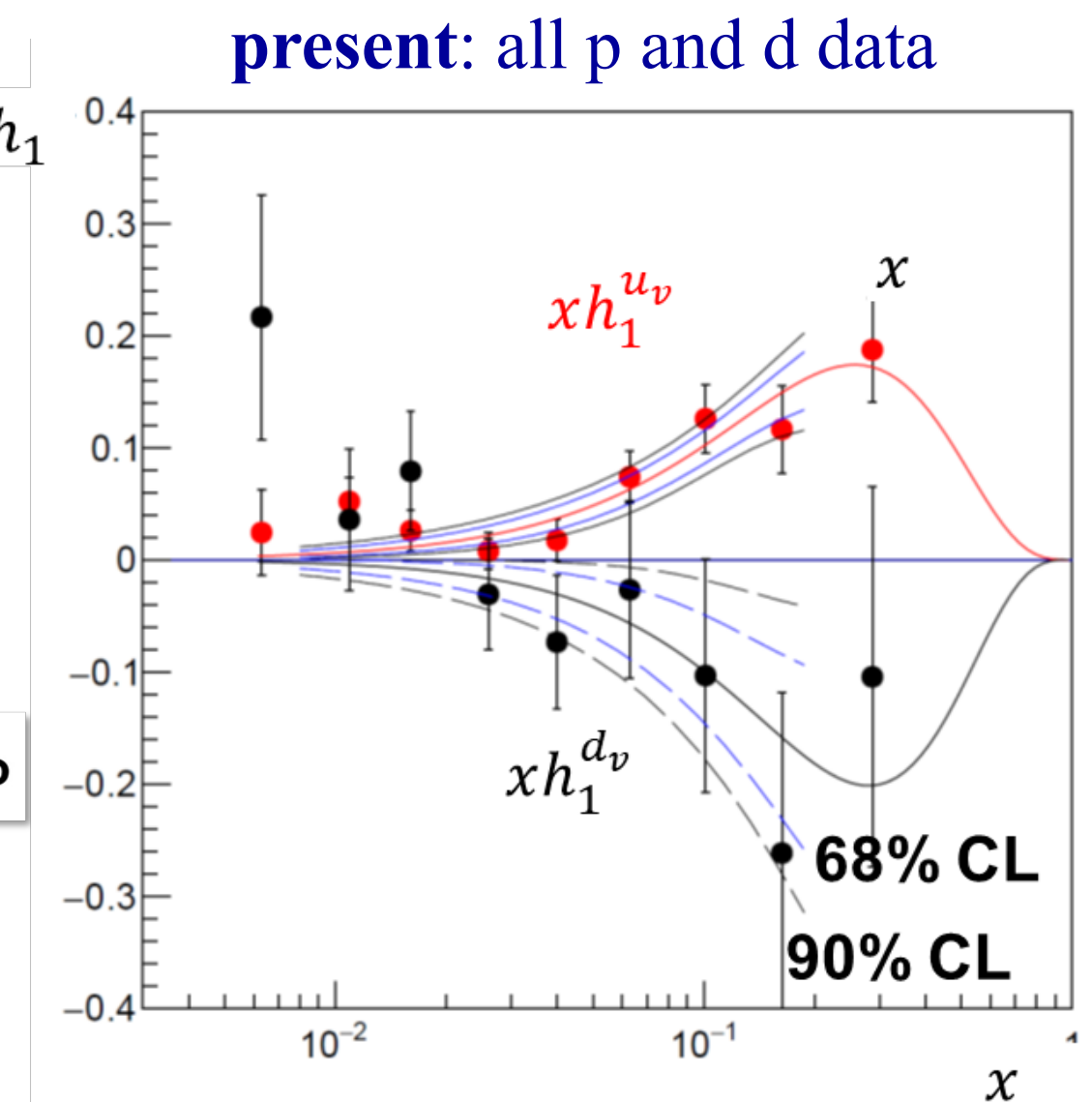
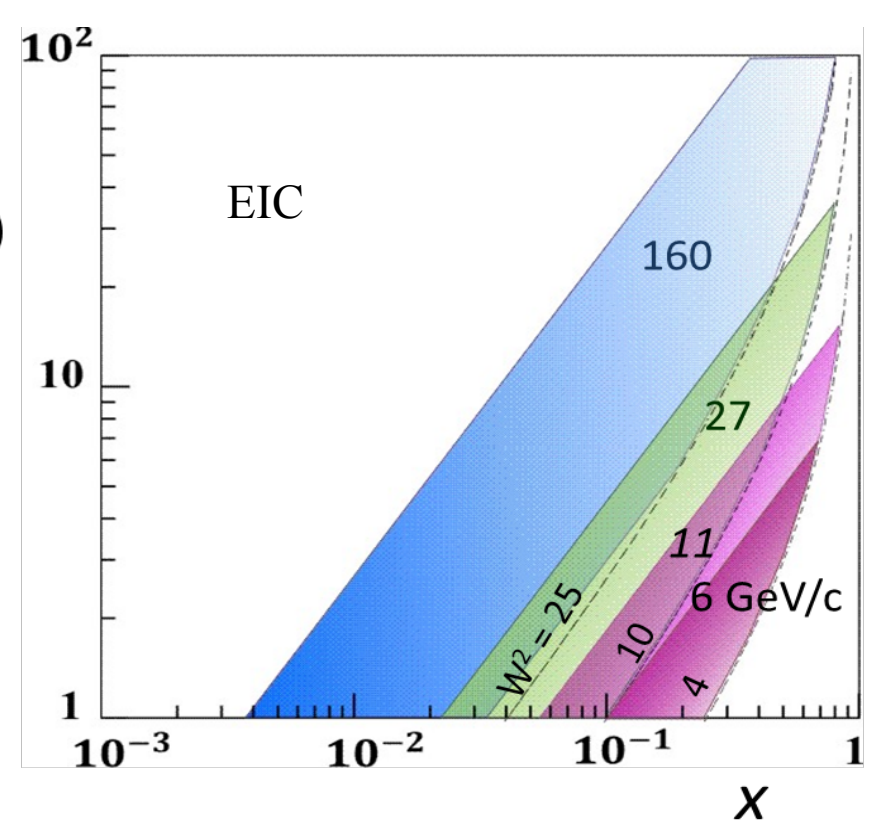
- June - November 2022 with transversely polarized deuteron (${}^6\text{LiD}$) target with almost the same conditions as 2010 proton run.
- Impact on the deuteron **SIDIS Collins asymmetry** - the 2022 uncertainties are expected to be a factor 2 to 5 smaller.
- Impact on **transversity TMD PDF** and on **tensor charge**

$\Omega_x: 0.008 \div 0.210$	$\delta_u = \int_{\Omega_x} dx h_1^{uv}(x)$	$\delta_d = \int_{\Omega_x} dx h_1^d(x)$	$g_T = \delta_u - \delta_d$
present	0.201 ± 0.032	-0.189 ± 0.108	0.390 ± 0.087
projected	0.201 ± 0.019	-0.189 ± 0.040	0.390 ± 0.044



The work will not be over with the COMPASS measurements - precise measurements are needed Q^2 asap, in particular at larger x .

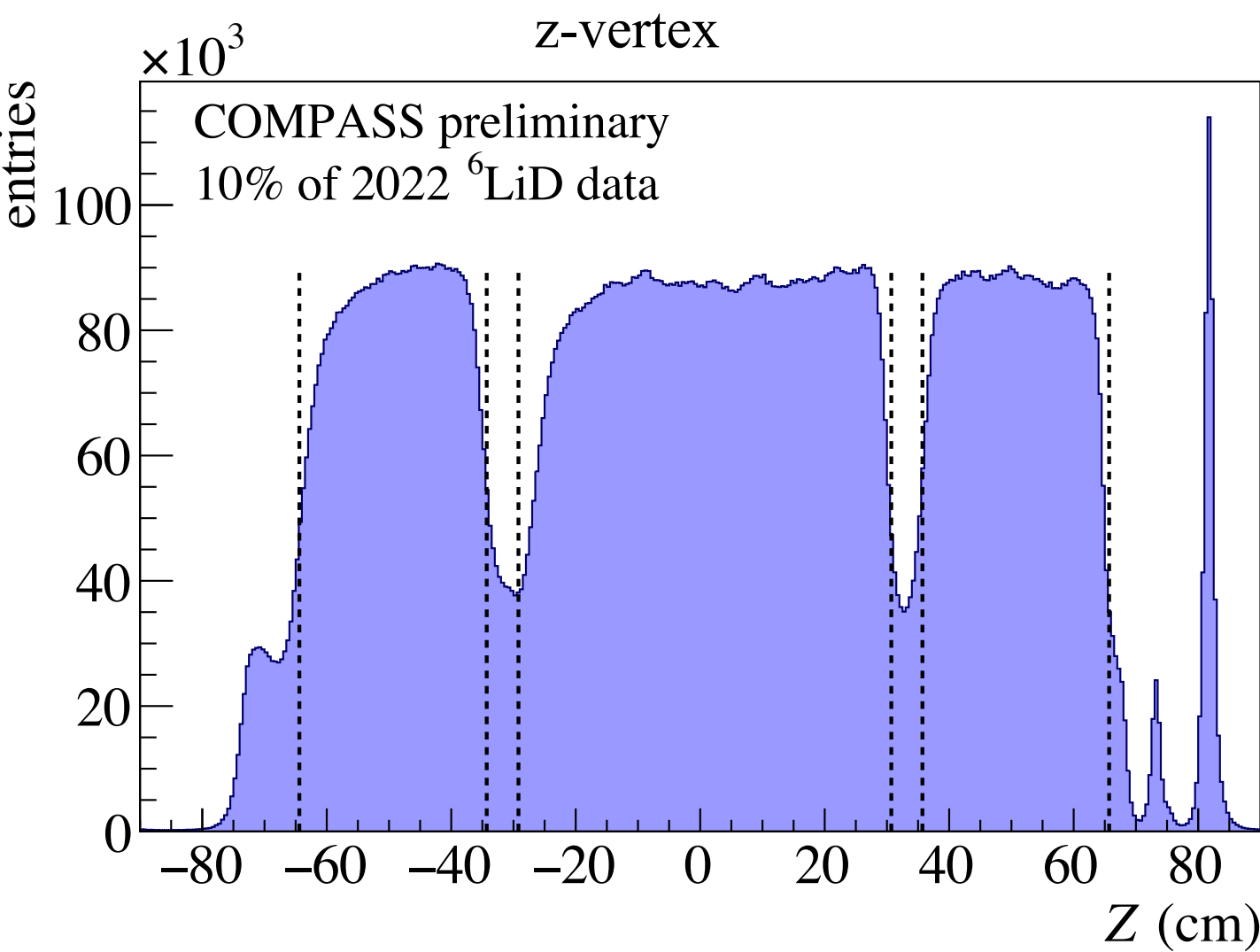
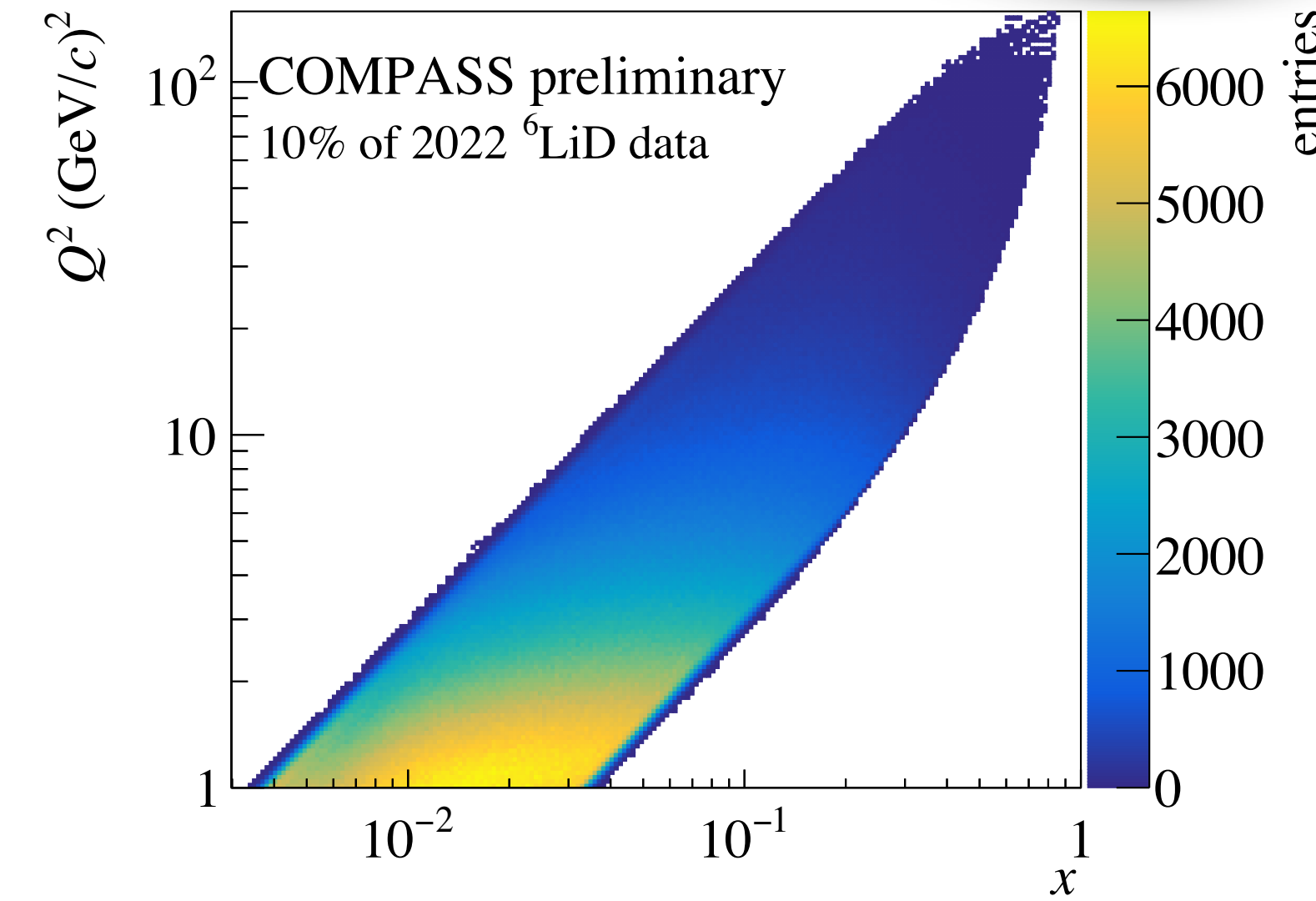
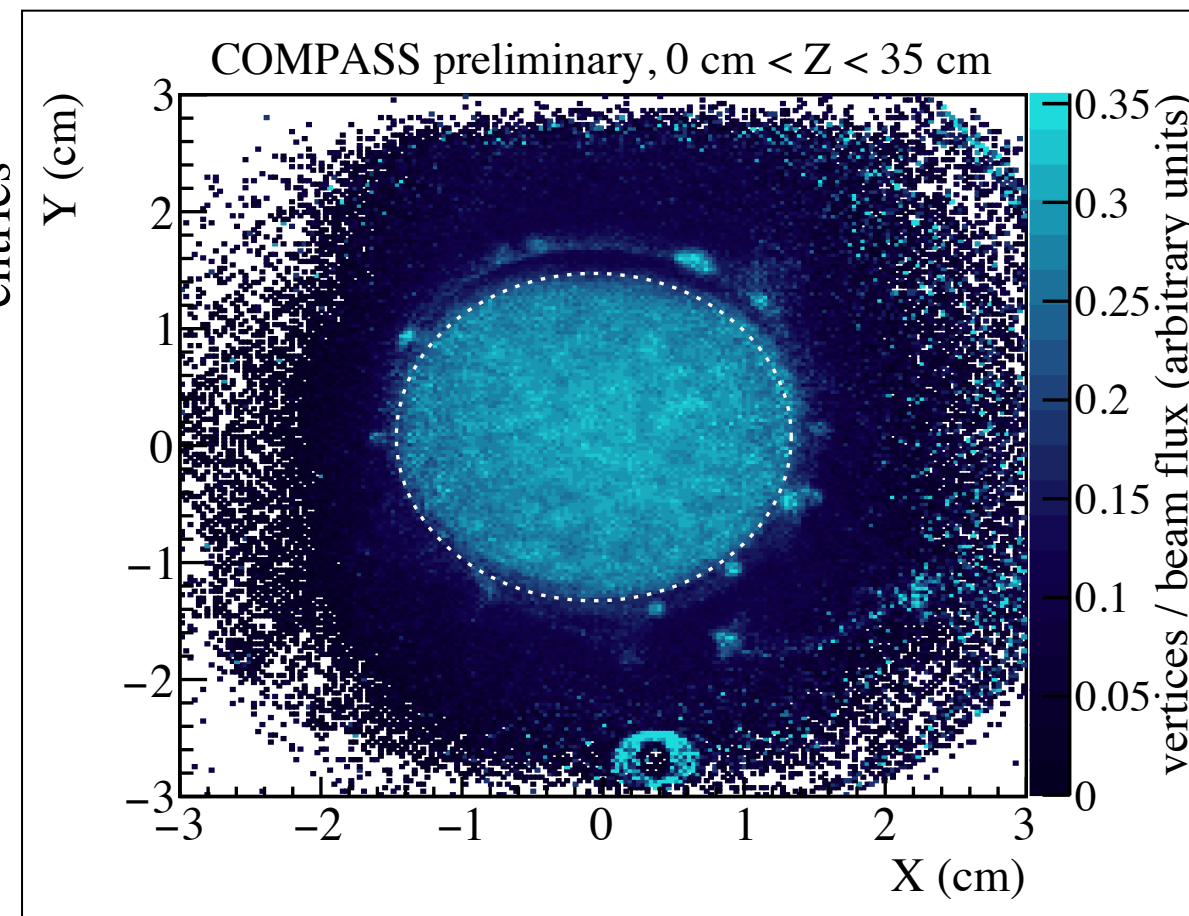
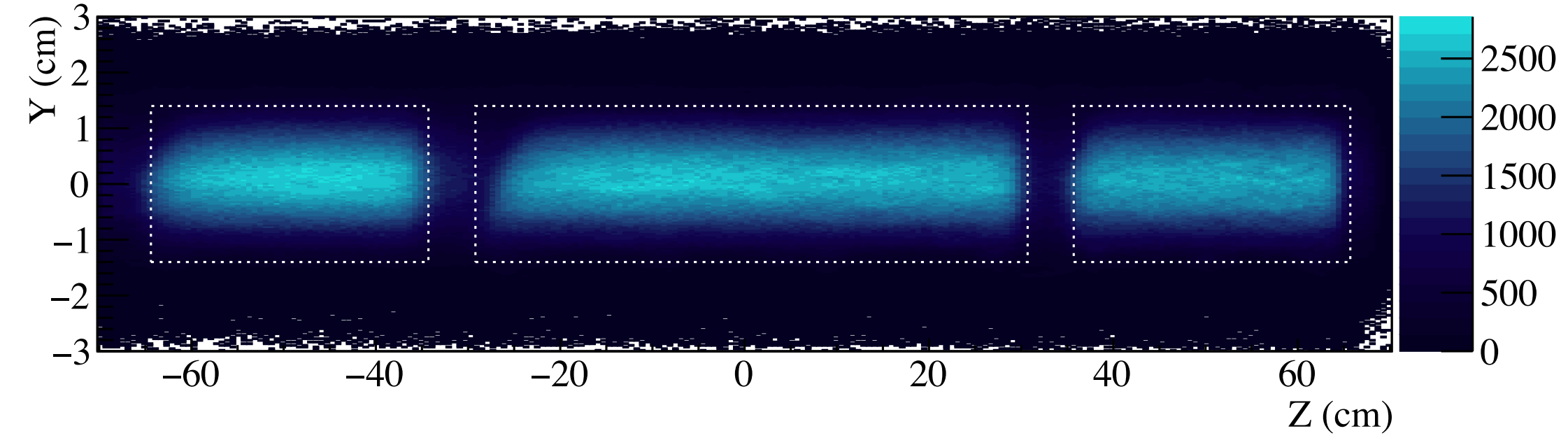
The complementary measurements at Jlab 12 and 20+ will allow for a more precise measurement of the tensor charge and, in the farther future, the EIC.



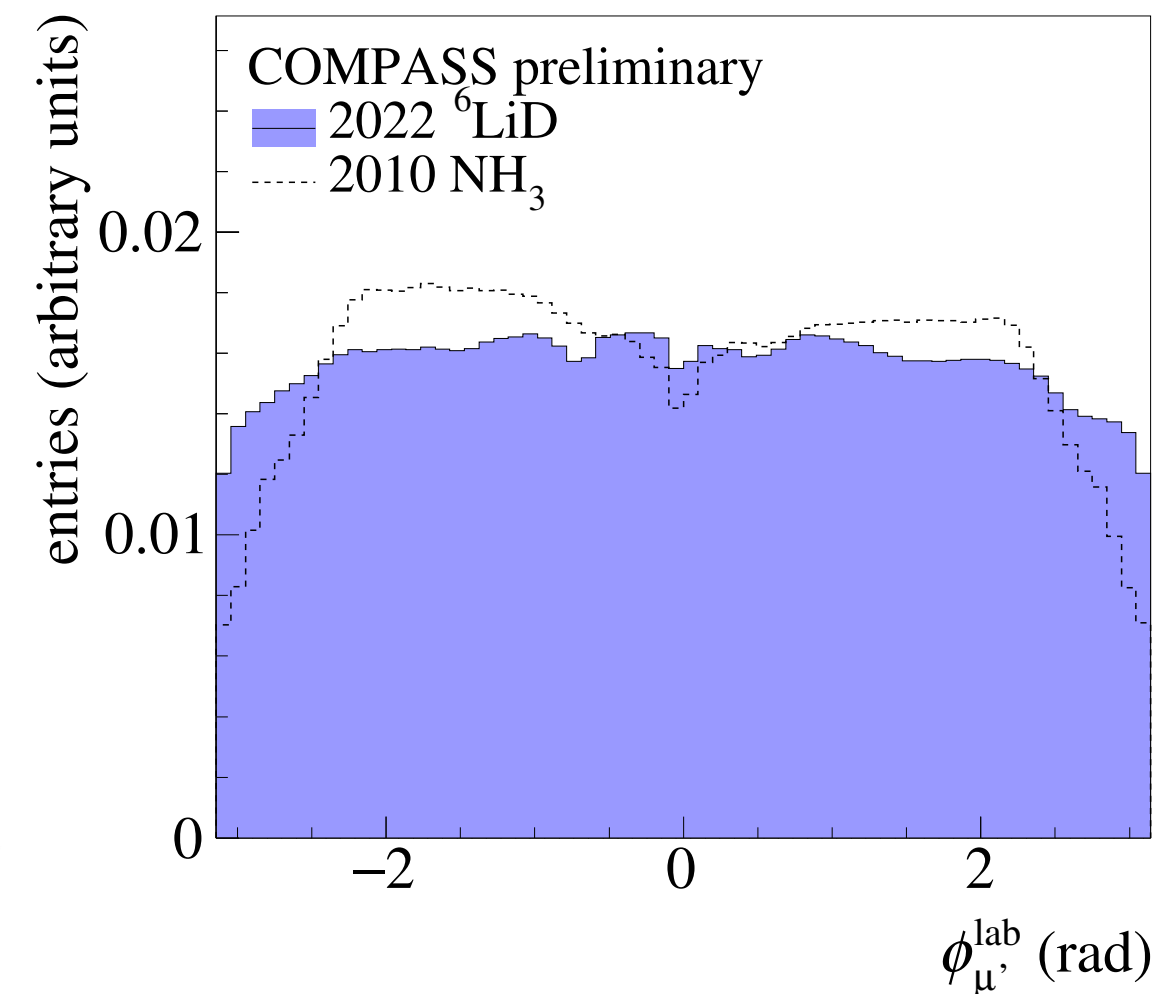
First look at the COMPASS 2022 data (about 10%)



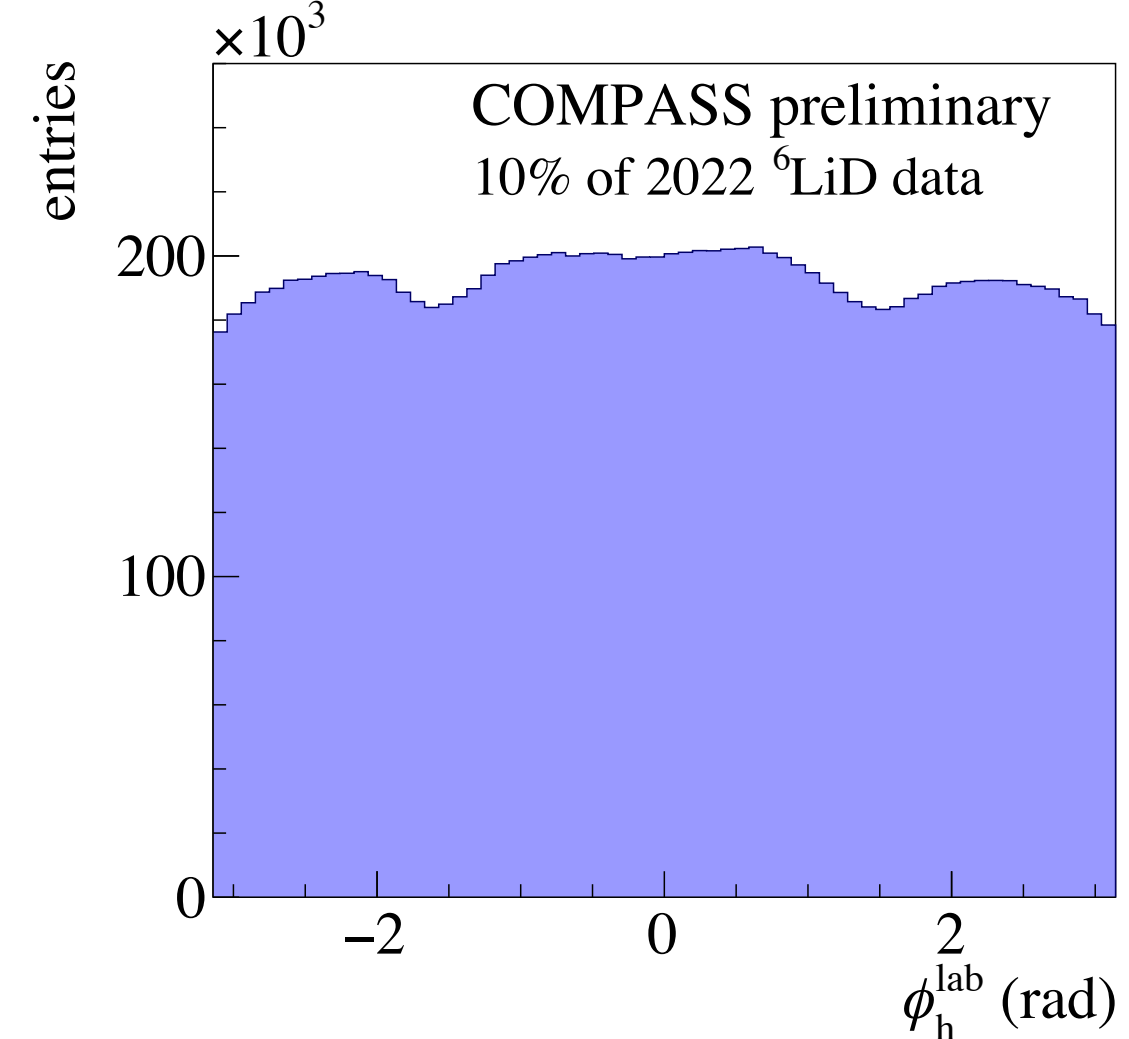
COMPASS preliminary, primary vertices



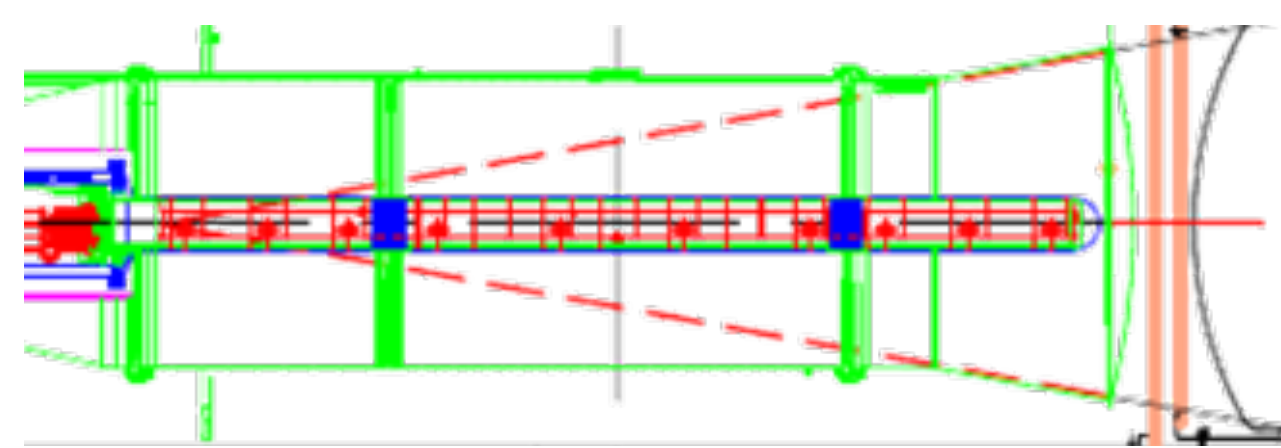
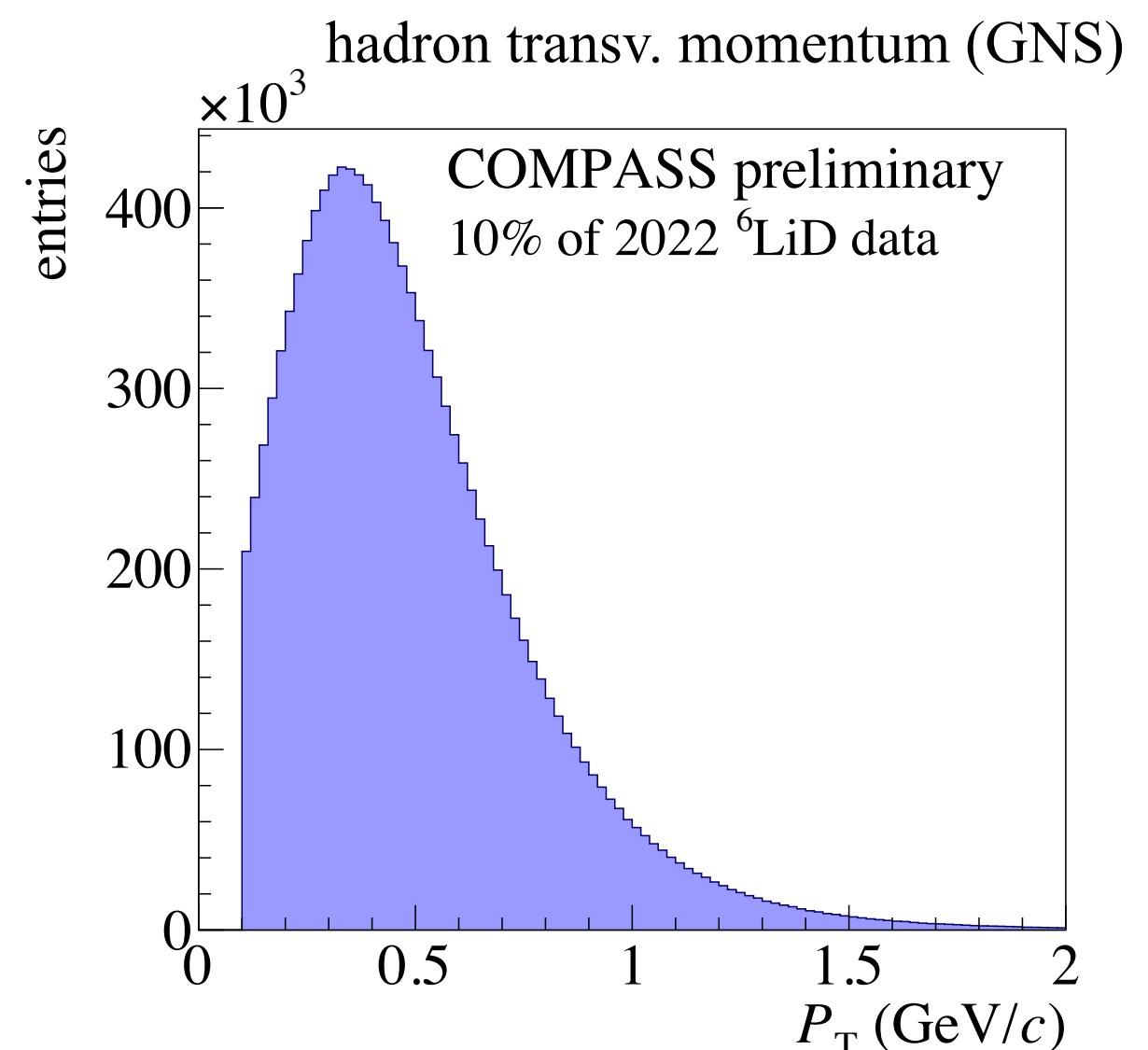
scattered muon azimuthal angle (lab)



hadron azimuthal angle (lab)




DIS events



Summary: COMPASS SIDIS TMDs

- **Unpolarized** - P_T distributions, hadron multiplicities, Boer-Mulders TMD PDF and Cahn effect
- **Longitudinally polarized** - various azimuthal modulations of unprecedented precision
- **Transversely polarized** - Sivers TMD PDF, Collins FF and IFF, FF for vector mesons
- Multi-dimensional binnings
- Access to intrinsic transverse parton momentum, input for studies of TMD universality, factorization, & evolution
- **2022 run** - **SIDIS** measurements with **transversely polarized deuteron target**
 - ▶ Unique input for d-quark transversity and many other studies



Backup

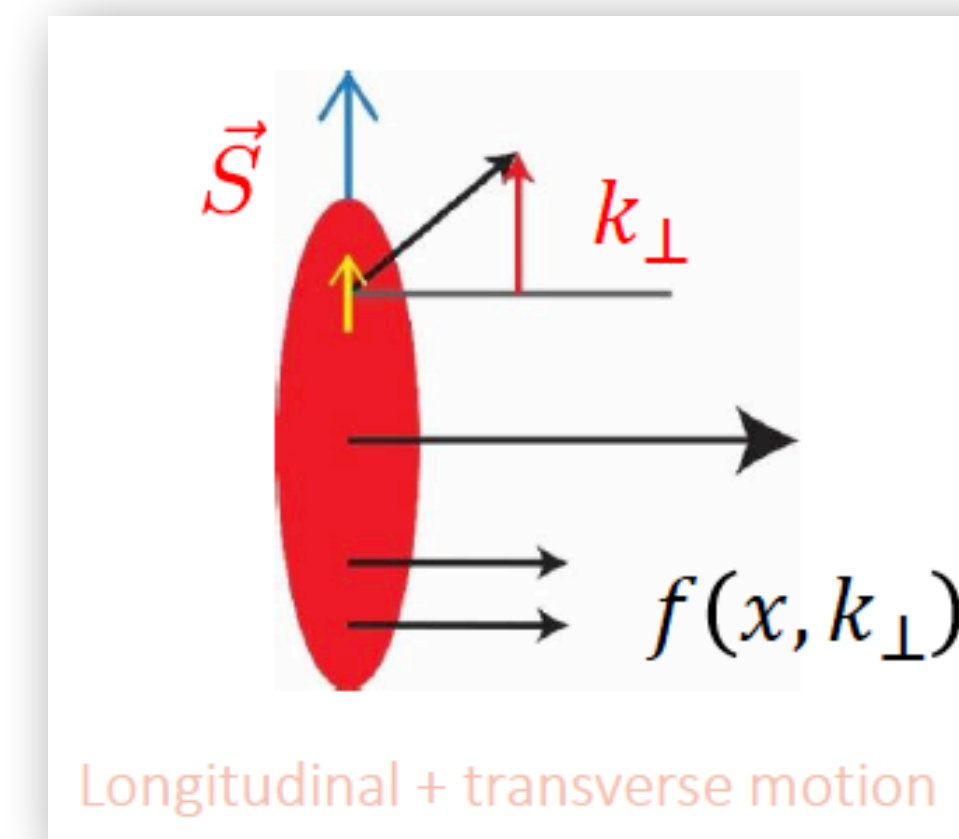


P_T^2 distributions from

give access to k_T distributions

- 2004 and 2006 deuteron (^6LiD) data - published EPJC 73 (2013) 2531 PRD 97 (2018) 032006
- 2016 proton (LH) data - paper in preparation

smooth dependencies on the kinematic variables



azimuthal asymmetries from

$\langle k_T^2 \rangle$, Boer-Mulders function, higher twist

- 2004 deuteron (^6LiD) data - published NPB 886 (2014) 1046 NPB 956 (2020) 115039
- 2016 proton (LH) data - preliminary results

strong dependencies on the kinematic variables,
sometimes at variance with naive expectations

The BM function describes the strength of the spin-orbit correlation between quark spin s_T and transverse momentum k_T :

$$\vec{s}_T \cdot (\hat{P} \times \vec{k}_T)$$

azimuthal asymmetries for hadron pairs from Boer-Mulders function, higher twist

- 2016 proton (LH) data - preliminary results

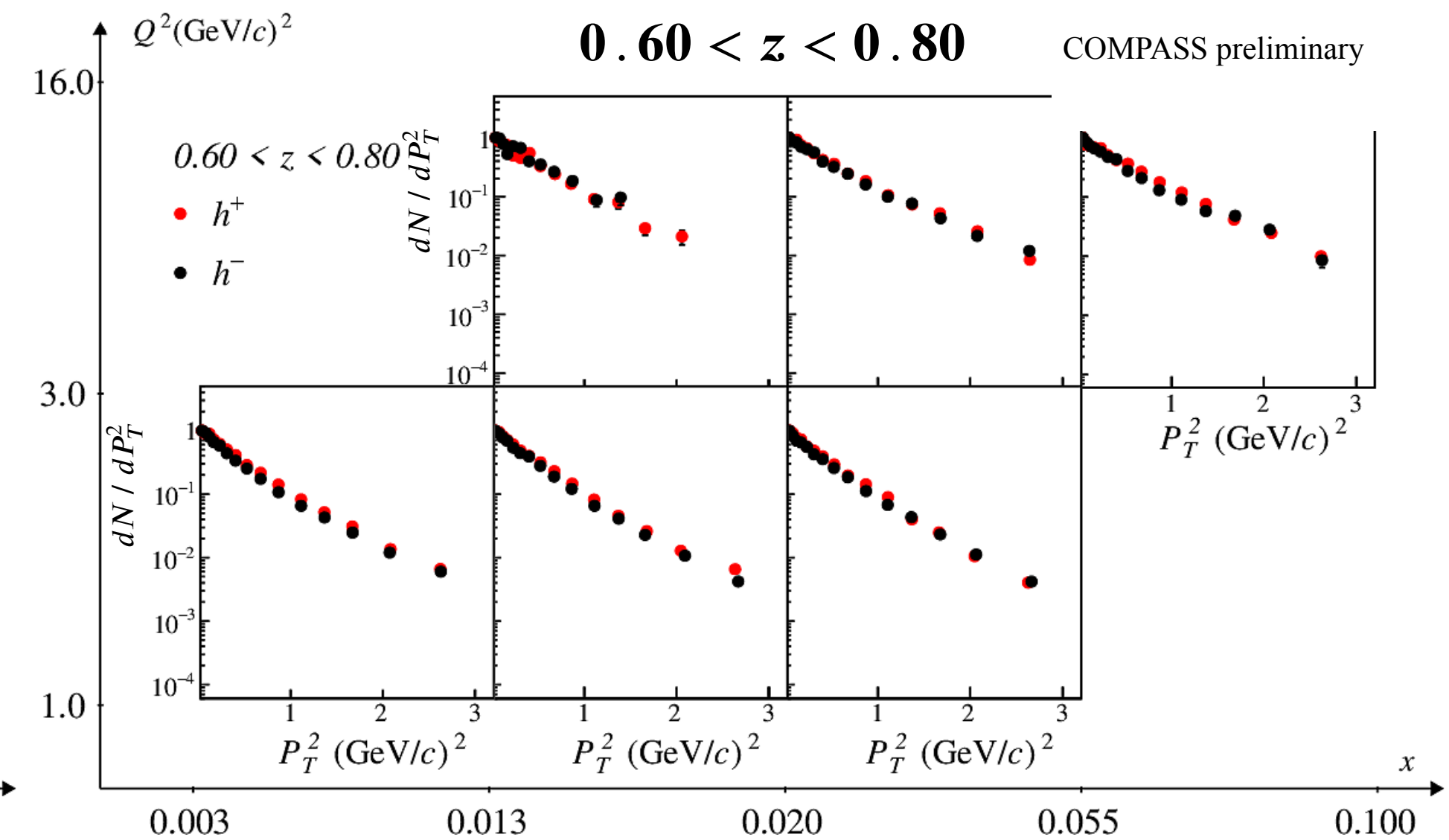
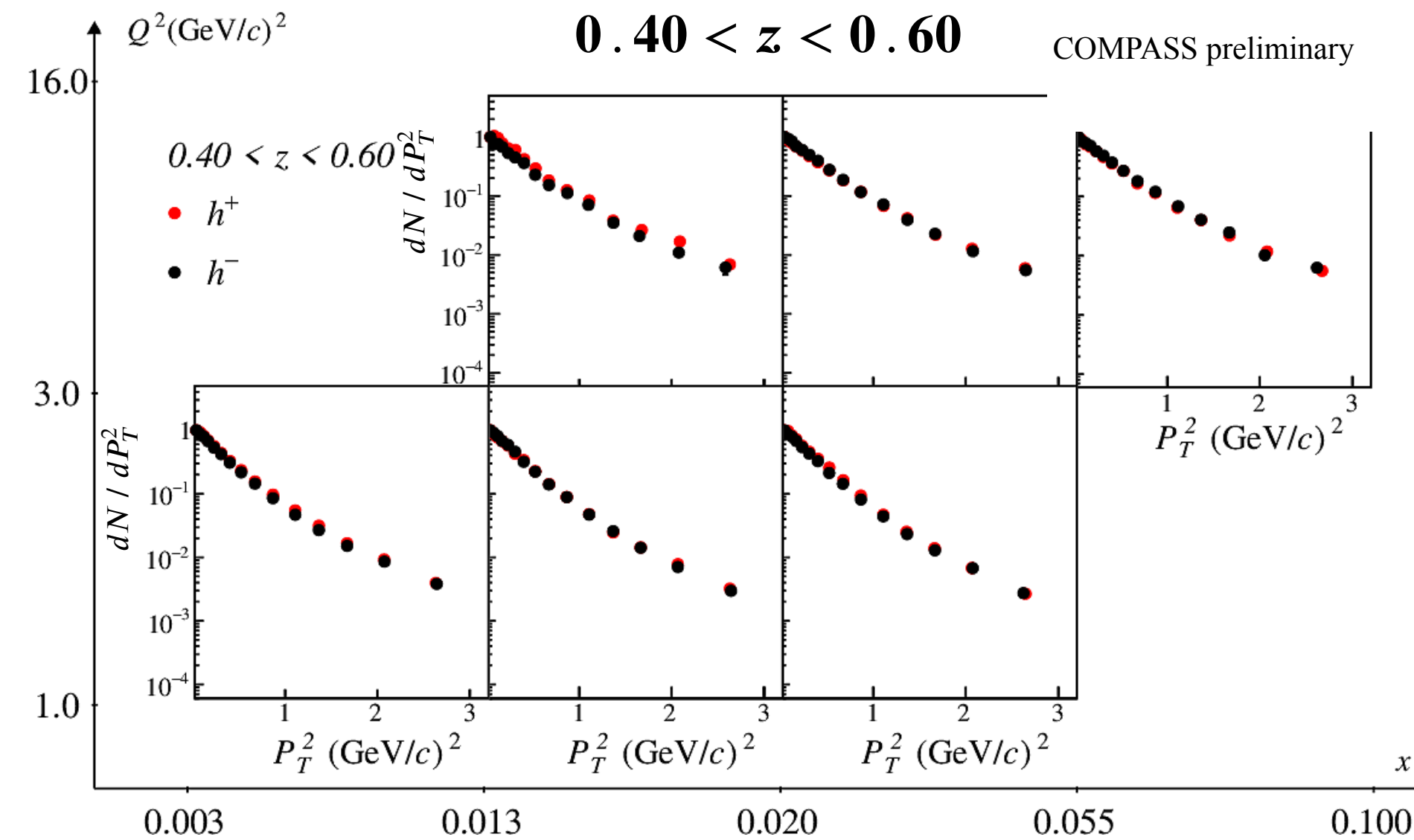
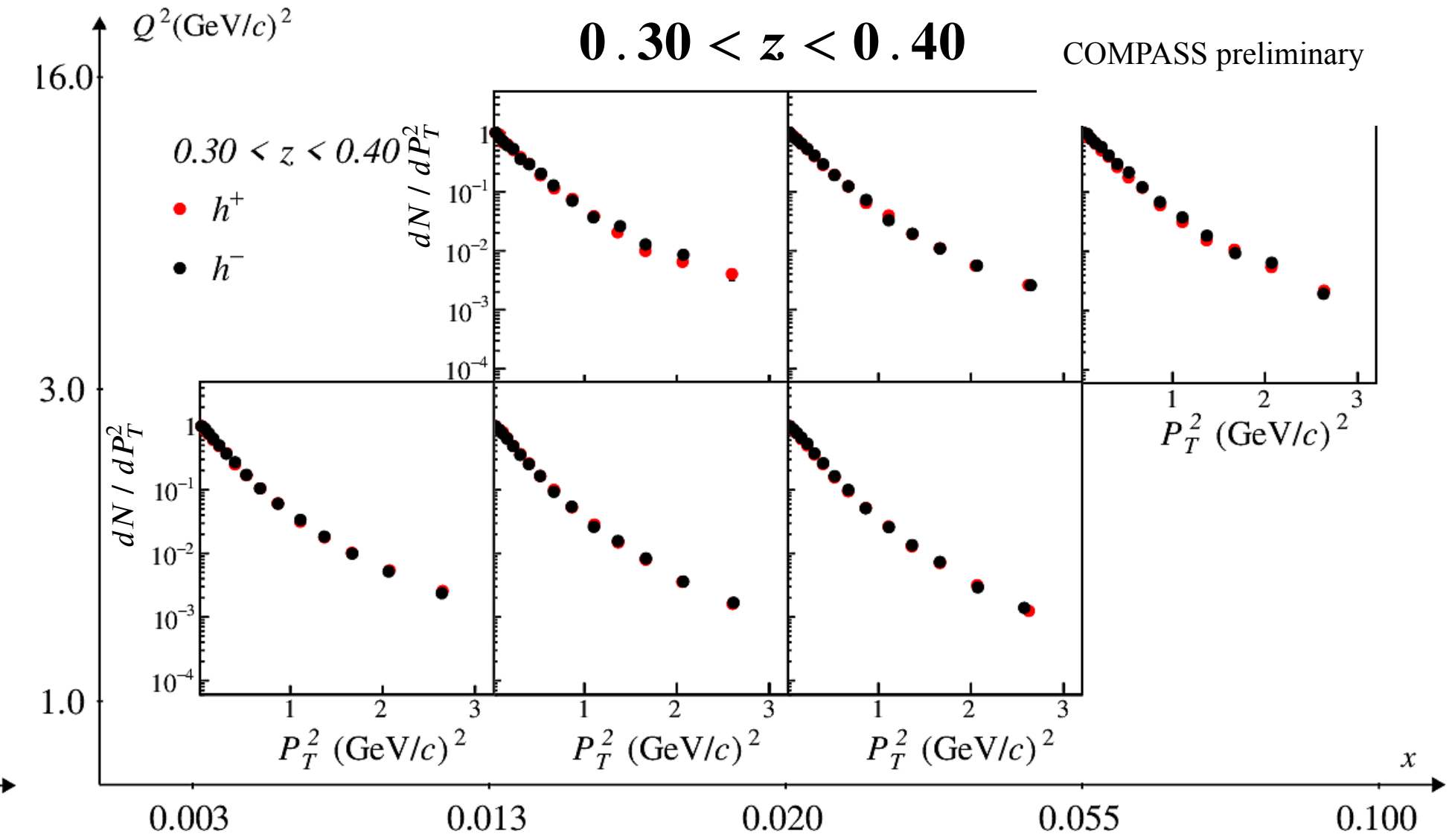
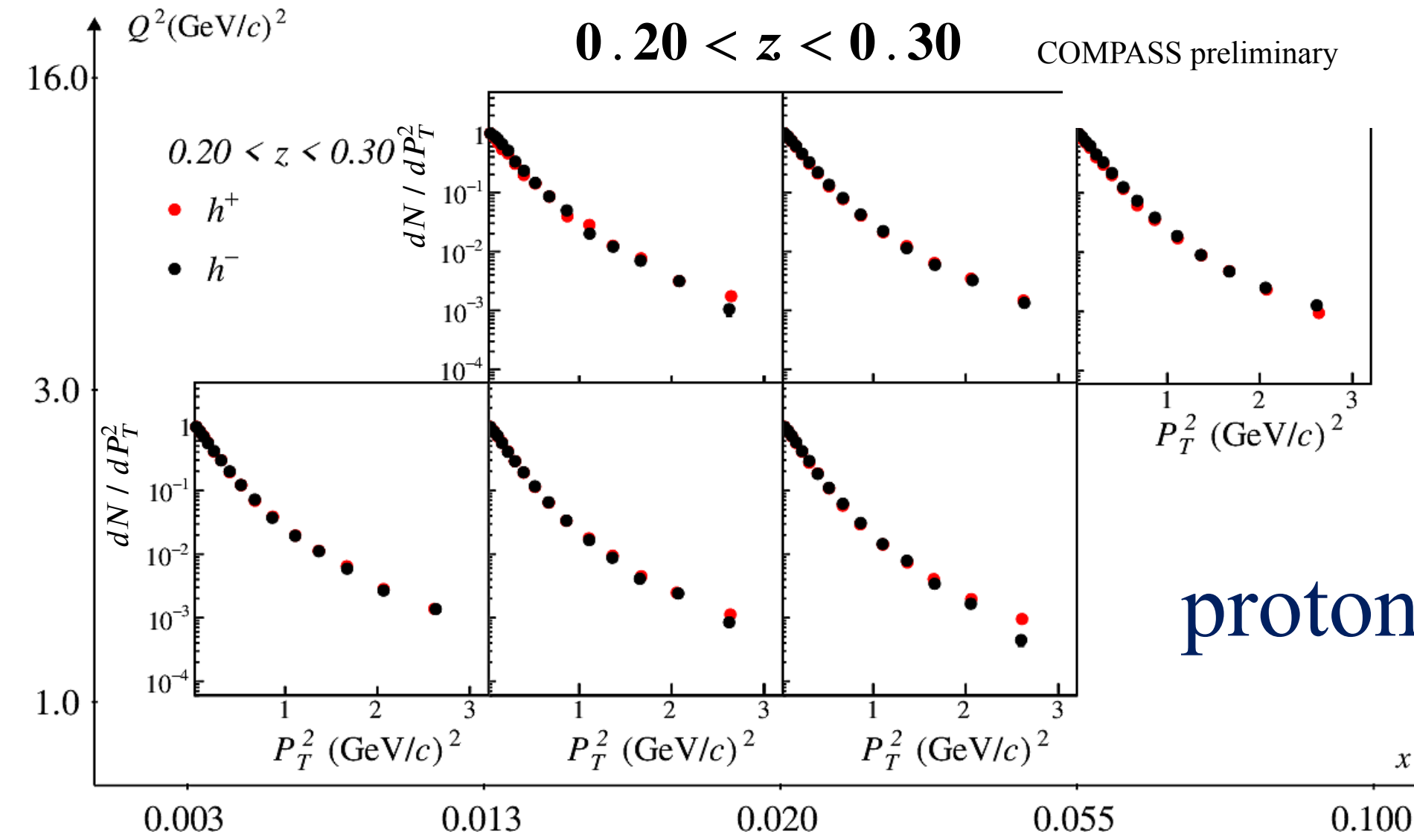
new

Transverse-momentum distributions

unpolarized



The error bars correspond to the statistical uncertainty only. $\sigma_{syst} \sim 0.3 \sigma_{stat}$



Azimuthal asymmetries – 1D – Q^2 dependence & analysis method

Binning in Q^2

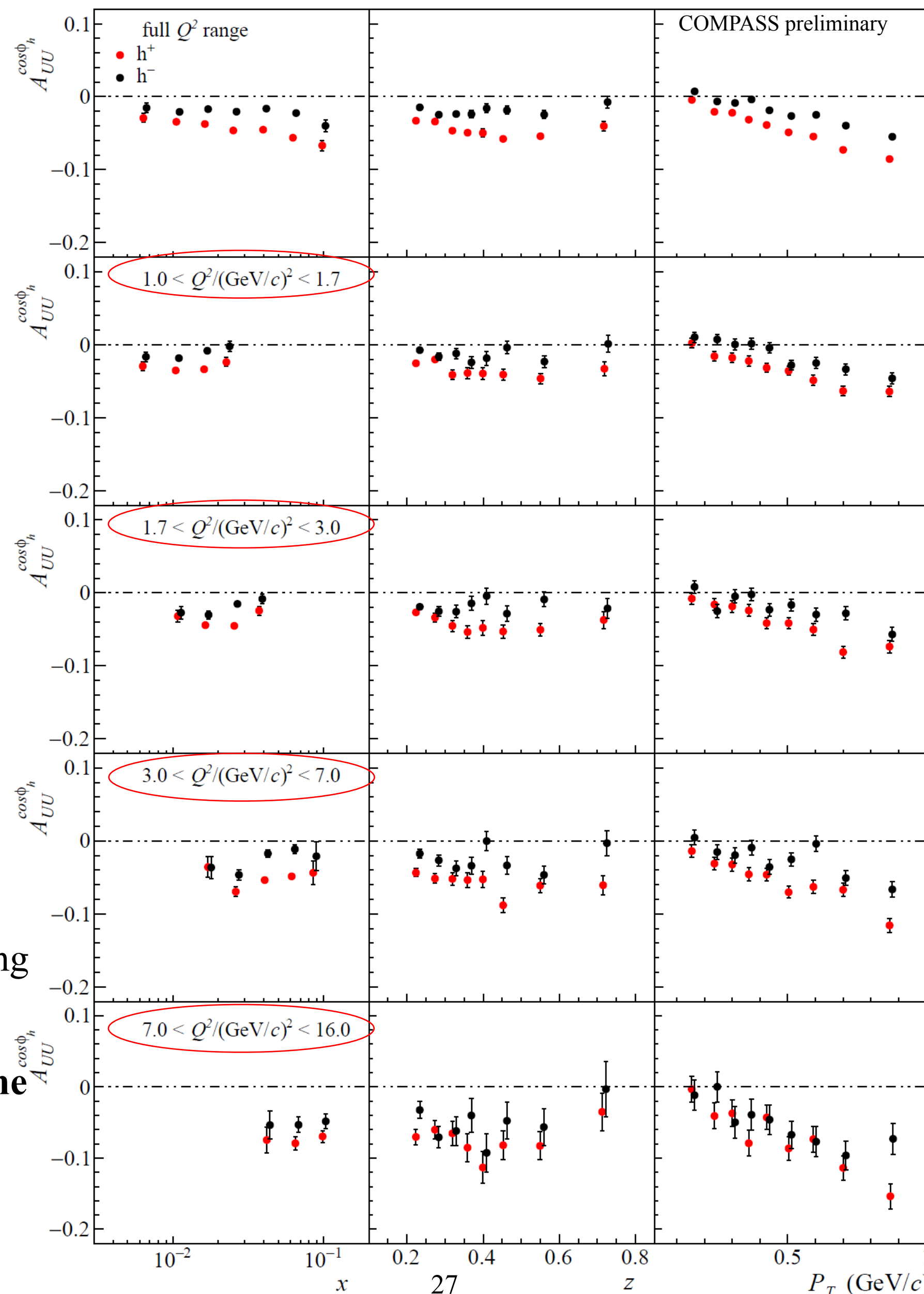
- Flavor-independent expectation from the Cahn effect:

$$A_{UU|Cahn}^{\cos\phi_h} = -\frac{2zP_T\langle k_T^2 \rangle}{Q\langle P_T^2 \rangle}$$

- The $A_{UU}^{\cos\phi_h}$ asymmetry is observed to increase with Q^2 *unexpected!*
- The difference between positive and negative hadrons decreases with Q^2 .
- Almost no Q^2 dependence for $A_{UU}^{\cos 2\phi_h}$

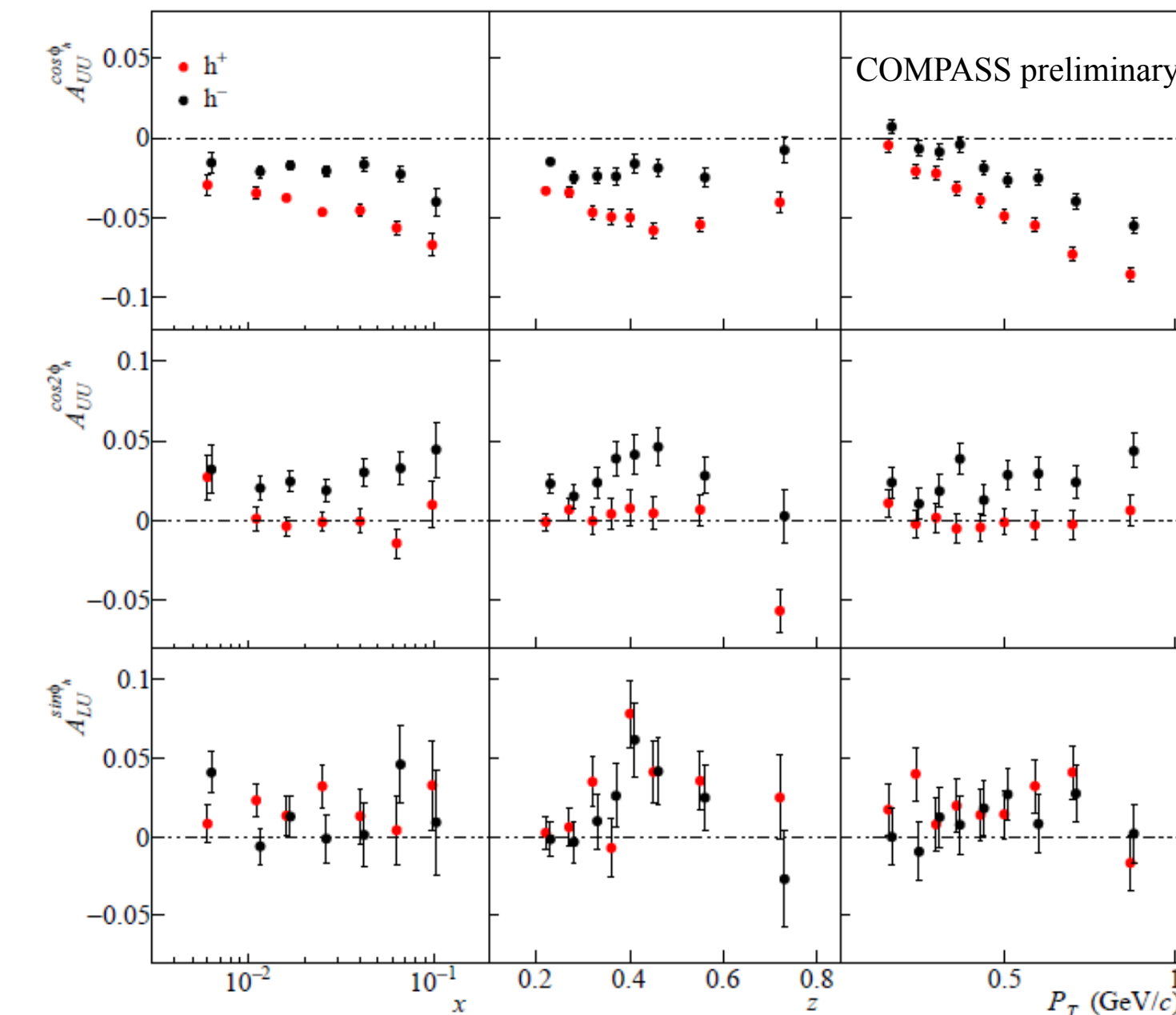
Steps in the measurement:

- Exclusive hadrons:
 - the visible component is *discarded*
 - the non-visible component is *subtracted* using the HEPGEN Monte Carlo
- Acceptance correction
- Fit of the **amplitude of the modulation in the azimuthal angle** of the hadrons
 - as a function of x , z or P_T (1D)
 - with a simultaneous binning (3D)

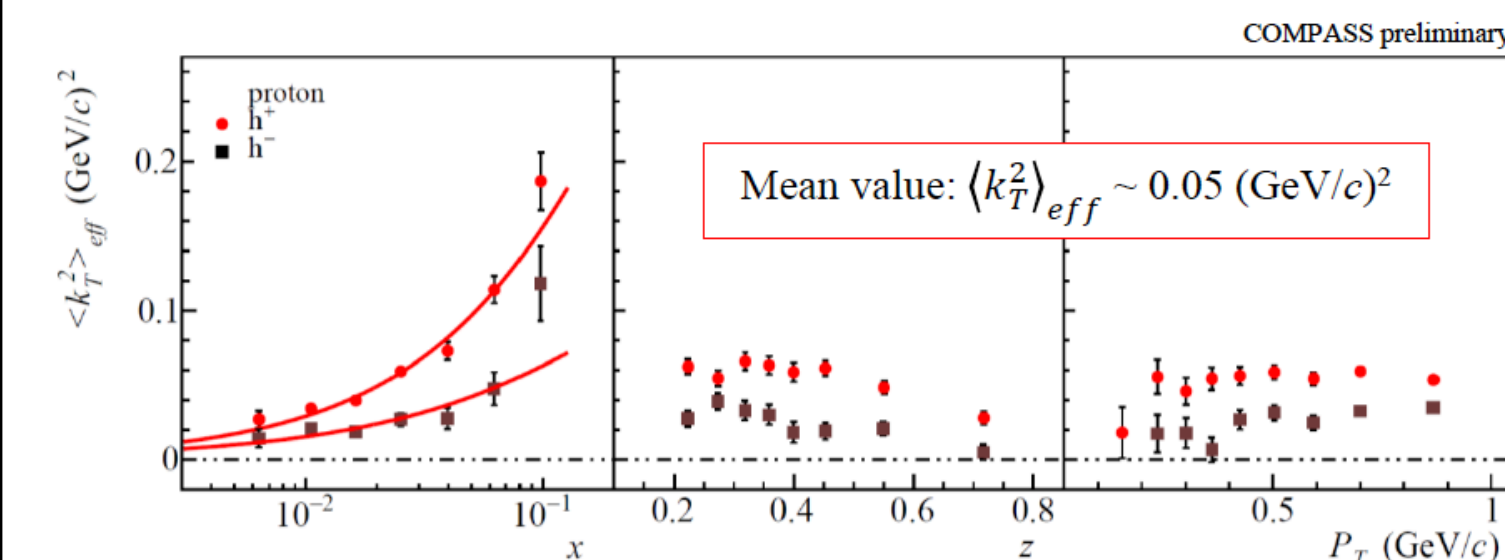


proton
2016 data

$$A_{LU}^{\sin\phi_h} = \frac{F_{LU}^{\sin\phi_h}}{F_{UU,T}}$$



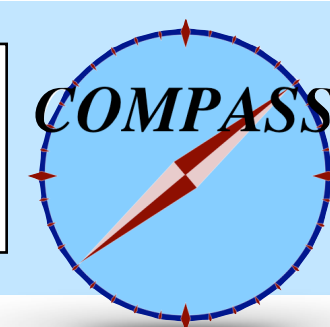
The error bars correspond to the statistical uncertainty only.
 $\sigma_{syst} \sim \sigma_{stat}$ (1D)



Azimuthal asymmetries for hadron pairs

unpolarized

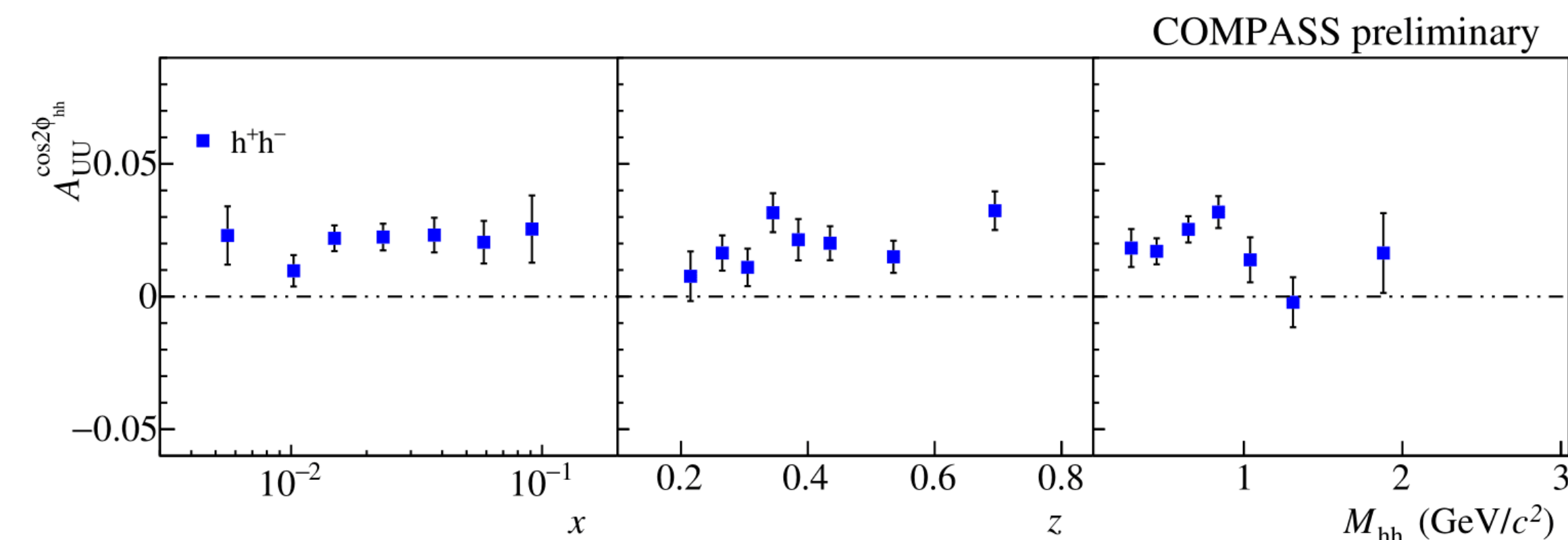
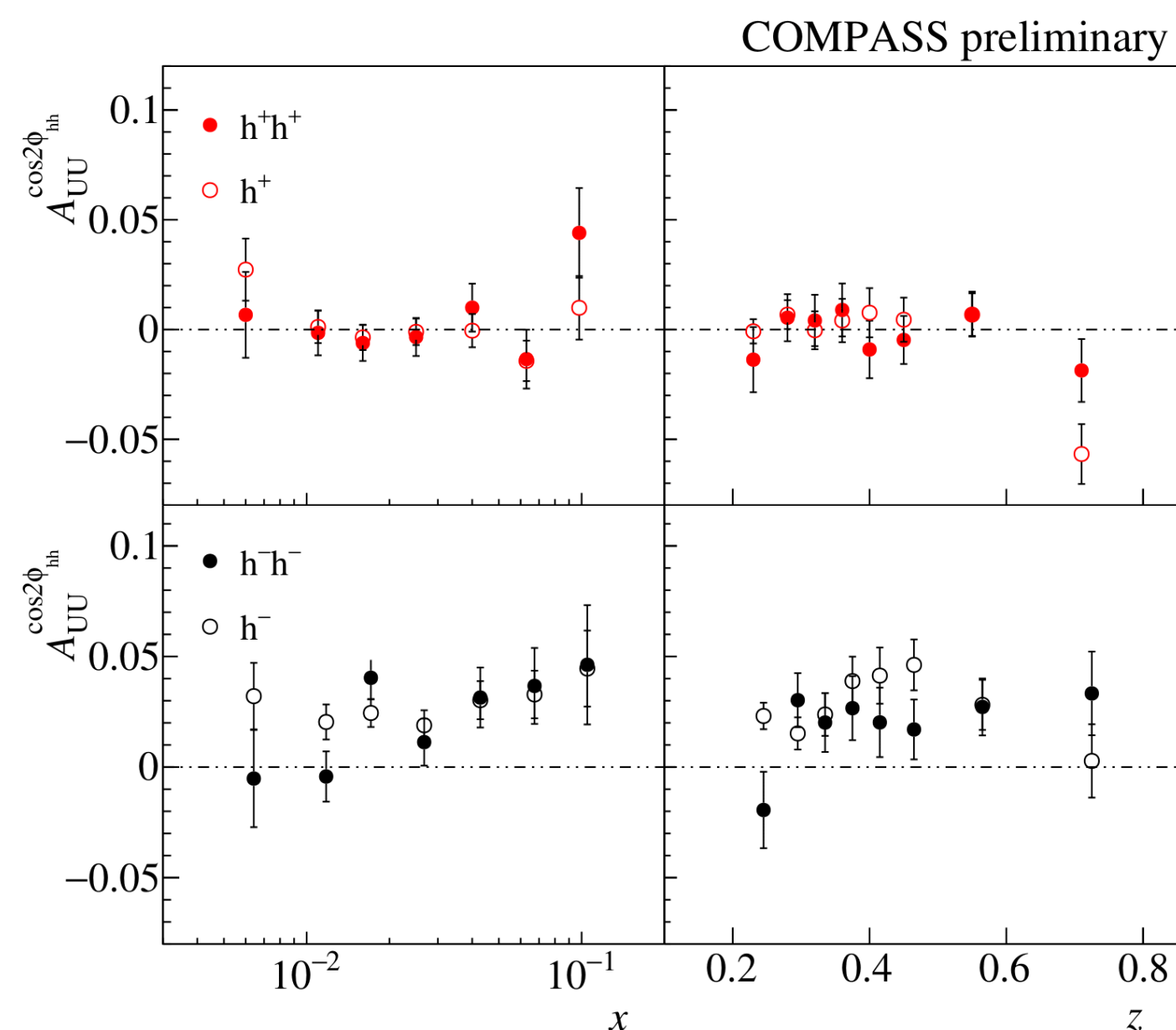
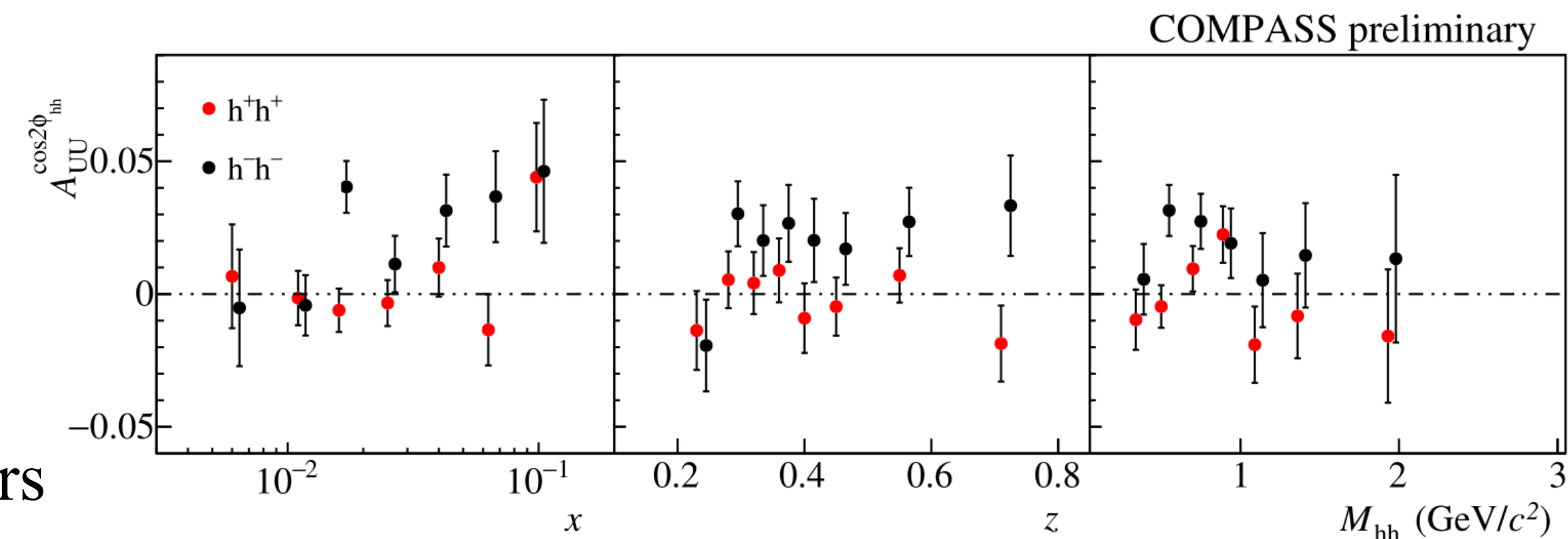
BM ⊗
Collins / IFF



$$\sigma_{UU} \propto A(y) \mathcal{F}[f_1 D_1] - \left| \vec{R}_T \right| B(y) \cos(\phi_{hh} + \phi_R) \mathcal{F} \left[w_1 \frac{h_1^\perp H_1^\perp}{M(M_1 + M_2)} \right] - B(y) \cos(2\phi_{hh}) \mathcal{F} \left[w_2 \frac{h_1^\perp H_1^\perp}{M(M_1 + M_2)} \right]$$

proton
2016 data

- Interference fragmentation function (IFF) and Collins FF in 2 hadrons
- Asymmetry $A_{UU}^{\cos 2\phi_{hh}}$ for same-sign pairs (h^+h^+ , h^-h^-) and opposite-sign pairs h^+h^-
- For same-sign pairs: similar trends w.r.t. single-hadron case compatible with zero for positive pairs, positive for negative pairs

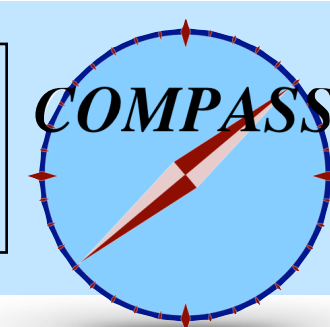


The error bars correspond to the statistical uncertainty only. $\sigma_{syst} \sim \sigma_{stat}$

Azimuthal asymmetries for hadron pairs

unpolarized

BM ⊗
Collins / IFF



Additional information on the nucleon structure from the **azimuthal asymmetries for hadron pairs**.

(detailed info)

In particular, we focus here on the **asymmetries related to the Boer-Mulders TMD PDF**.

Bianconi, Boffi, Jakob, Radici [PRD62, 034008, 2000]

- leading twist formalism

$$\sigma_{UU} \propto A(y) \mathcal{F}[f_1 D_1] - \left| \vec{R}_T \right| B(y) \cos(\phi_{hh} + \phi_R) \mathcal{F} \left[w_1 \frac{h_1^\perp H_1^\perp}{M(M_1 + M_2)} \right] - B(y) \cos(2\phi_{hh}) \mathcal{F} \left[w_2 \frac{h_1^\perp H_1^\perp}{M(M_1 + M_2)} \right]$$

- \mathcal{F} : convolution over intrinsic transverse momentum k_T and the one acquired during the fragmentation p_\perp

- $w_1(w_2)$: functions of k_T, p_\perp .

- D_1 : unpolarized FF in two hadrons

- H_1^\perp : interference FF

- H_1^\perp : Collins FF for two hadrons (same as in 2h-TSAs)

- M, M_1, M_2 : mass of the nucleon and of the first (second) hadron

- ϕ_{hh} : azimuthal angle of the pair

- ϕ_R : azimuthal angle of the vector $\vec{R} = \frac{z_2 \vec{P}_1 - z_1 \vec{P}_2}{z_1 + z_2} \approx \frac{\vec{P}_1 - \vec{P}_2}{2}$

Bacchetta, Radici [PRD69, 074026, 2004]

- subleading twist formalism (twist-3)

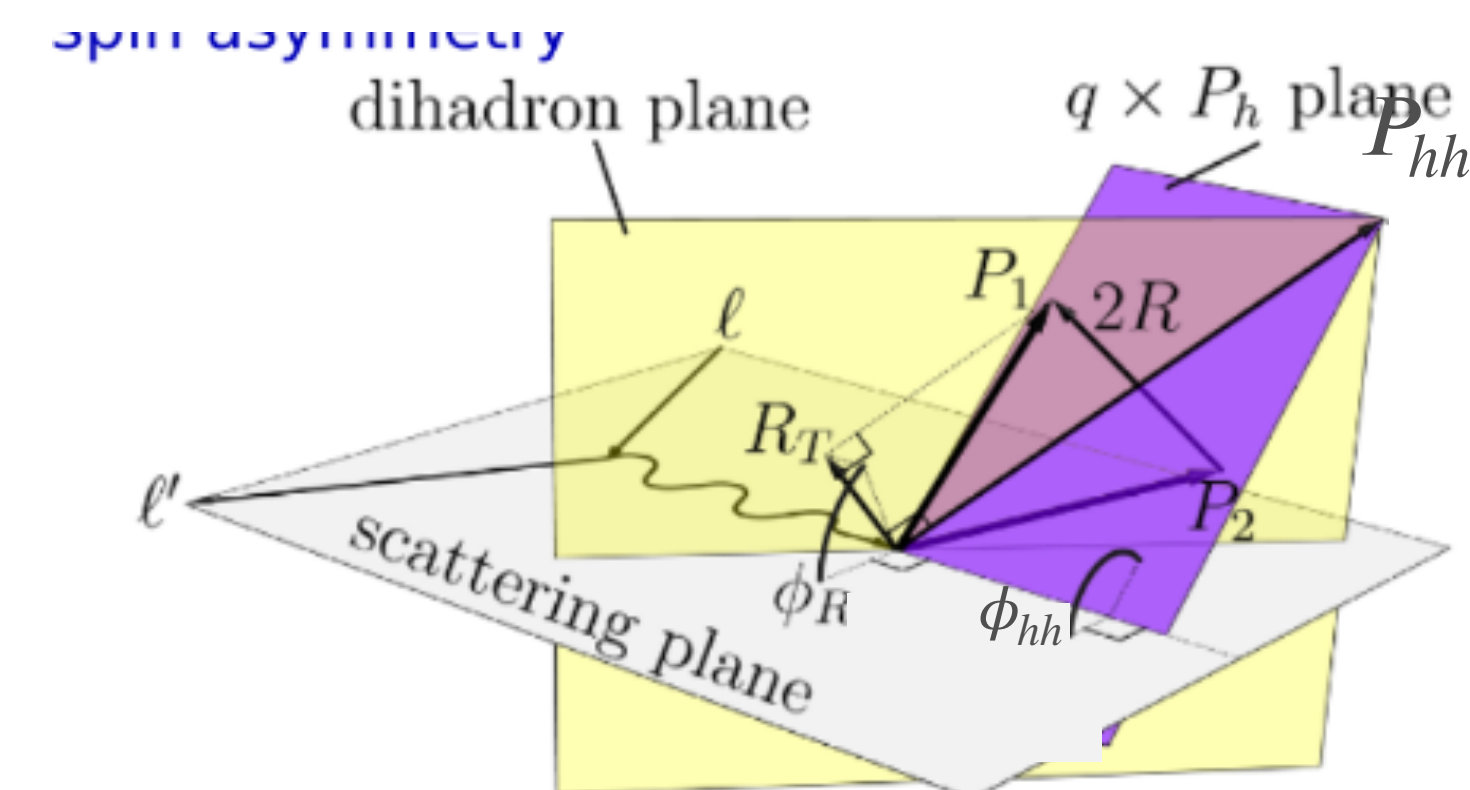
- cross section integrated over \vec{P}_{hhT}

$$\sigma_{UU} \propto_2 A(y) f_1 D_1 - V(y) \cos(\phi_R) \frac{\left| \vec{R}_T \right|}{Q} \left[\frac{1}{z} f_1 \tilde{D}^\perp + \frac{M}{M_h} x h H_1^\perp \right]$$

- $xh = x \tilde{h} + \frac{M}{M^2} h_1^\perp$

- \tilde{D}^\perp : pure twist-3 FF, vanishing in Wandzura-Wilczek approximation

$$- A(y) = 1 - y + \frac{y^2}{2} \quad B(y) = 1 - y \quad V(y) = 2(2 - y) \sqrt{1 - y}$$

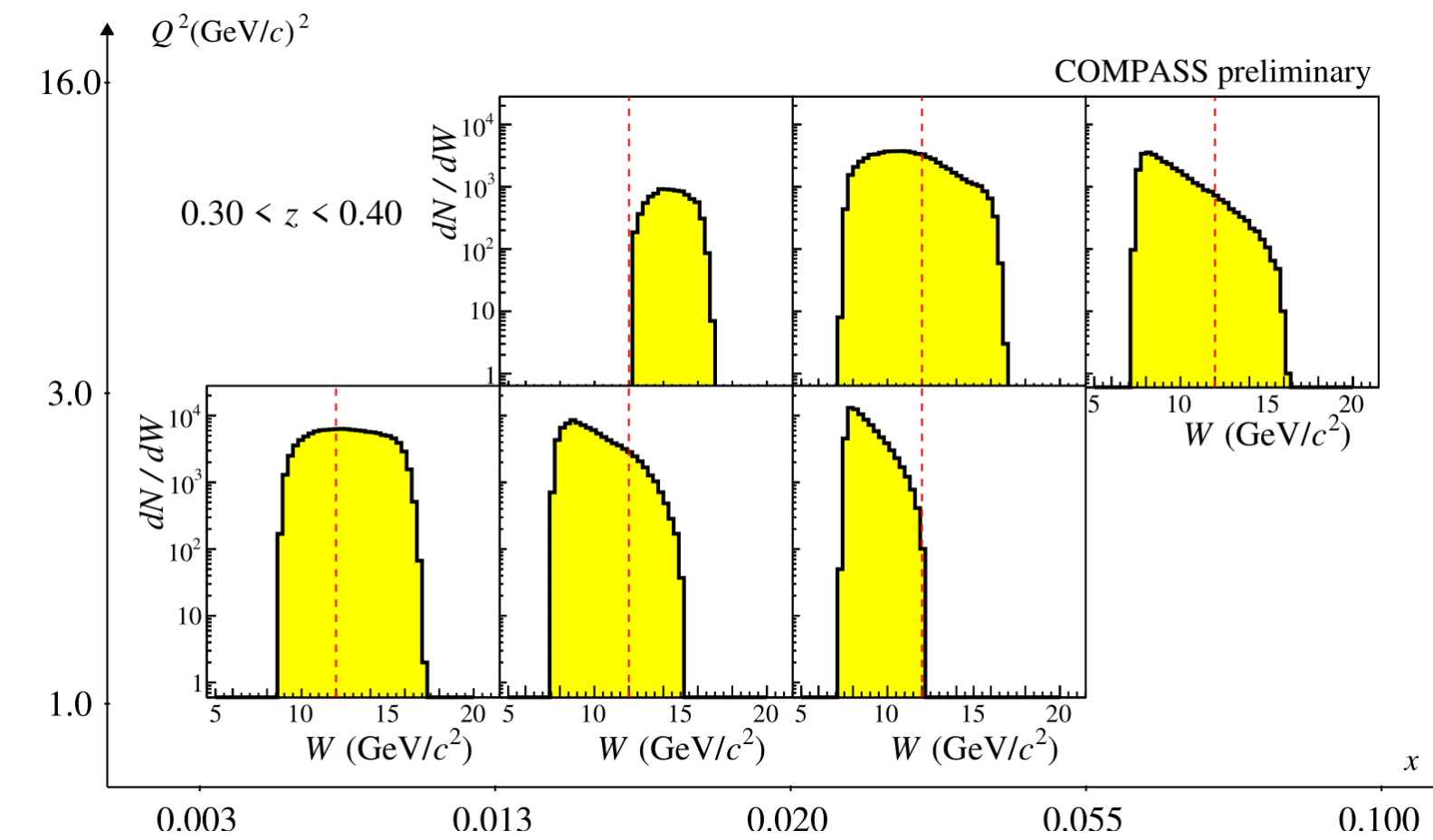


Transverse momentum distributions - kinematic dependences

proton

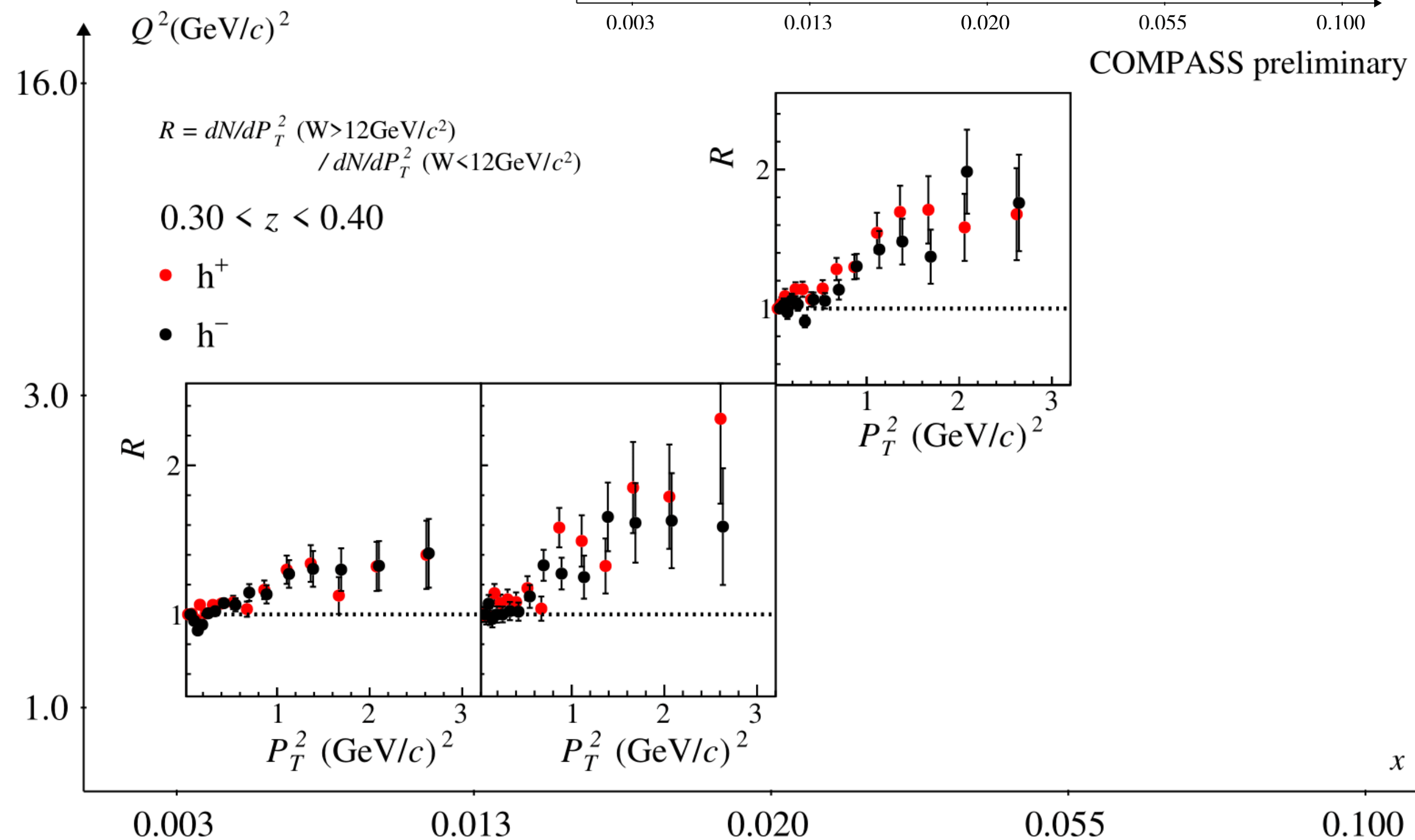
Investigation of kinematic dependences on Q^2 , W

- *Distributions in 2 W bins + ratio high-over-low Q^2 + ratio high-over-low W*
- *Distributions in 4 Q^2 bins*
- ...



**Interesting observation:
increase of $\langle P_T^2 \rangle$ with W**

Phase-space effect



Azimuthal asymmetries for hadron pairs - events, hadrons and pairs selection

Events and hadron selection – standard

$$Q^2 > 1 \text{ (GeV}/c^2)^2$$

$$W > 5 \text{ GeV}/c^2$$

$$0.003 < x < 0.130$$

$$0.2 < y < 0.9$$

$$\theta_\gamma < 60 \text{ mrad}$$

$$z > 0.1$$

$$P_T > 0.1 \text{ GeV}/c$$

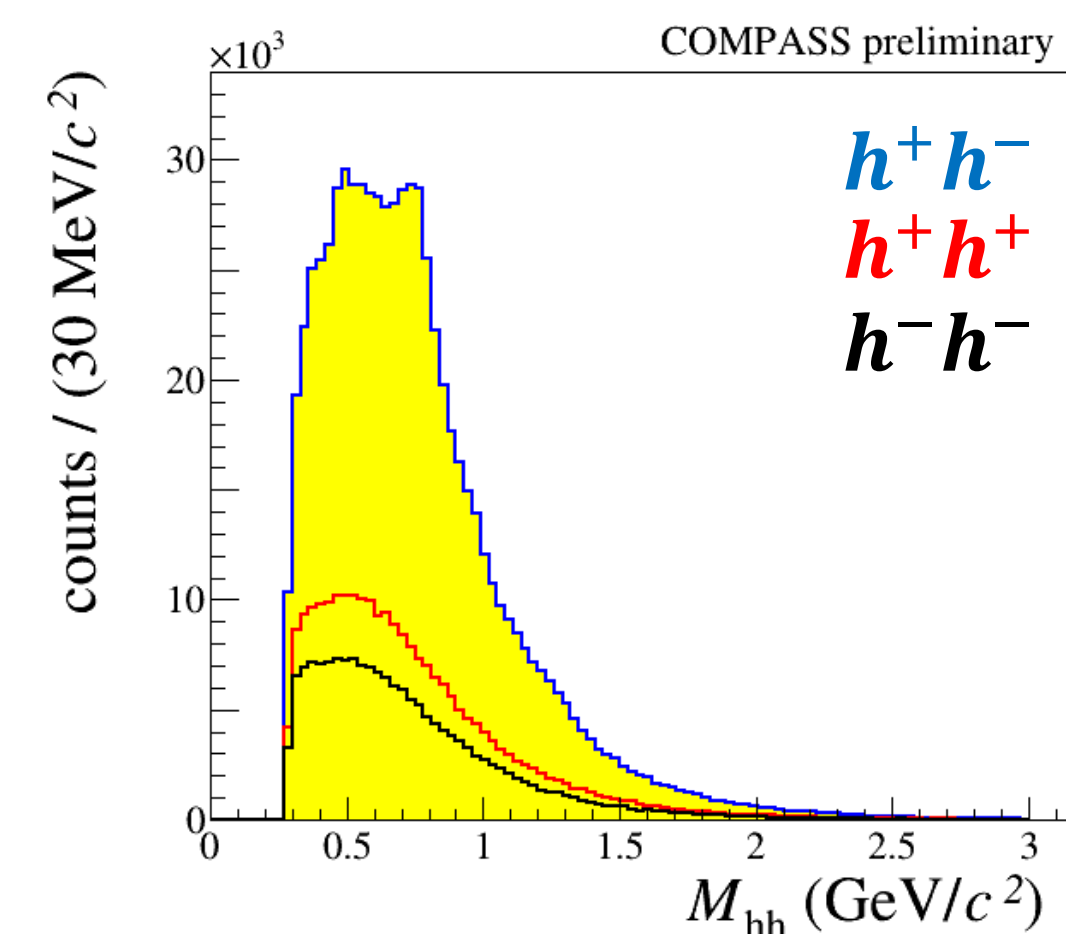
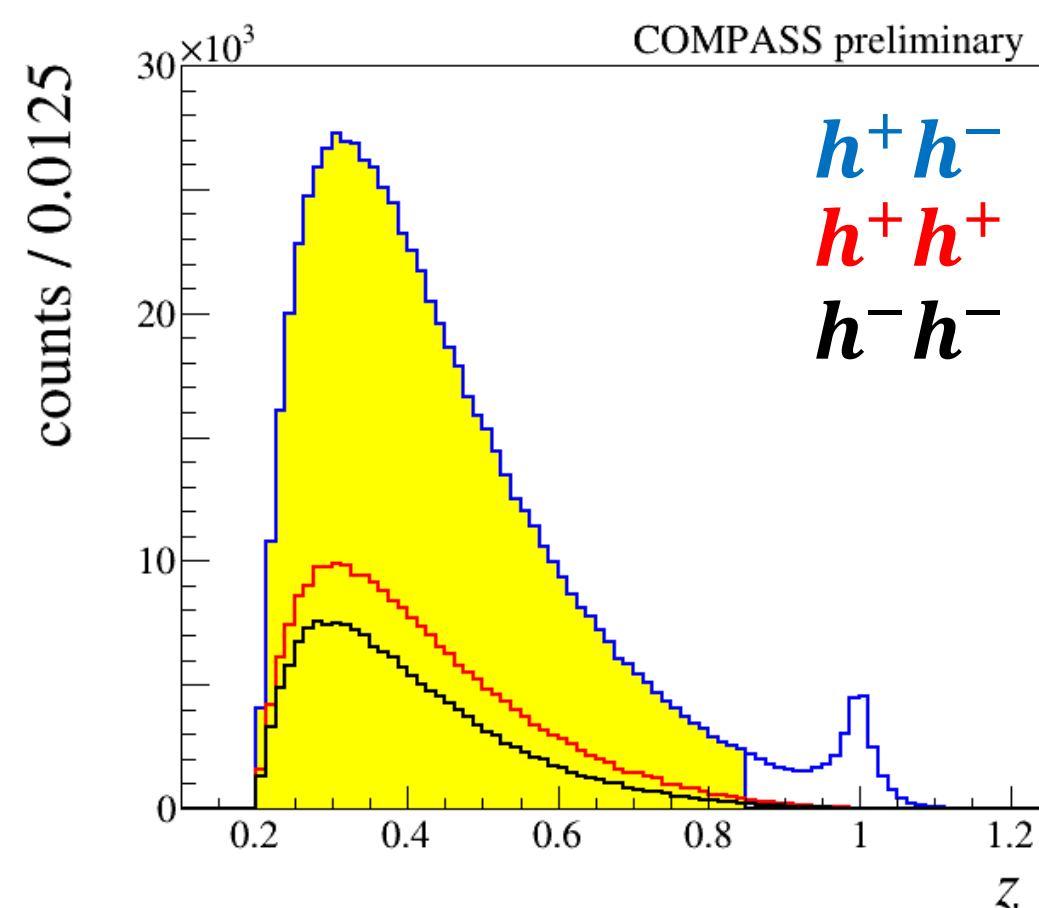
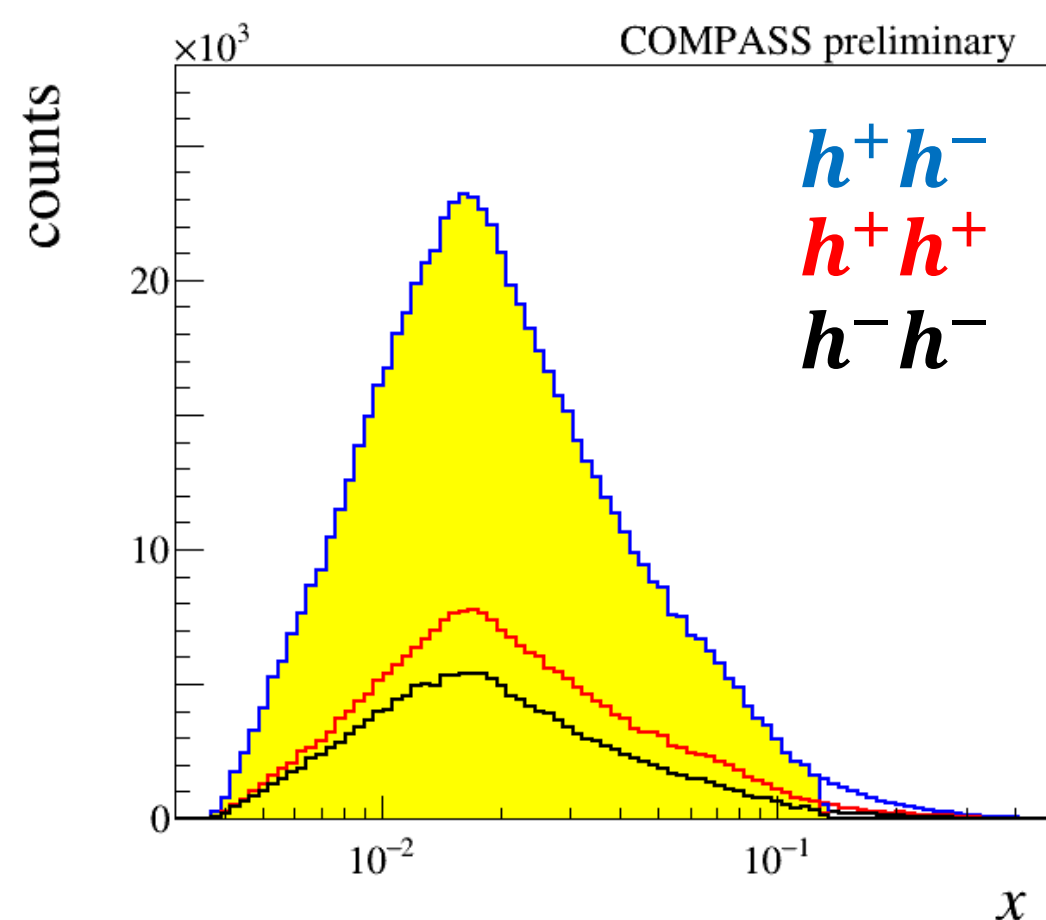
Size of the hadron sample: ~
6.5 M hadrons

Additional cuts on the hadron pairs

$$0.2 < z = (z_1 + z_2) < 0.85$$

$$M_{hh} < 3.0 \text{ GeV}/c^2$$

~ **3.5 M hadron pairs**
65% h^+h^- ,
20% h^+h^+ , 15% h^-h^-





At leading twist and leading order in QCD:

$$A_{Siv}(x, z, P_T) = \frac{\sum_q e_q^2 x \mathbf{C} \left[\frac{P_T \cdot k_T}{MP_T} f_{1T}^{\perp q}(x, k_T^2) D_1^q(z, p_{\perp}^2) \right]}{\sum_q e_q^2 x \mathbf{C} \left[f_1^q(x, k_T^2) D_1^q(z, p_T^2) \right]}$$

This convolution cannot be analytically evaluated in the general case: to disentangle f_{1T}^{\perp} and D_1 , and to extract the Siverson function, **assumptions** for the transverse-momentum dependence of the distribution and fragmentation functions have to be made.

For example, assuming the usual Gaussian dependence and integrating over P_T :

$$A_{Siv,G}(x, z) = \frac{a_G \sum_q e_q^2 x f_{1T}^{\perp(1)q}(x) z D_1^q(z)}{\sum_q e_q^2 x f_1^q(x) D_1^q(z)}$$

$$f_{1T}^{\perp(1)q}(x) = \int d^2 k_T \frac{k_T^2}{2M^2} f_{1T}^{\perp q}(x, k_T^2)$$

$$a_G = \frac{\sqrt{\pi} M}{\sqrt{\langle p_T^2 \rangle + z^2 \langle k_T^2 \rangle_s}} \simeq \frac{\pi M}{2 \langle P_T \rangle}$$

($a_G \cong 1$ for the Collins asymmetry)

but the assumption can introduce a bias into the extraction of the Siverson function.

The problem can be avoided measuring P_T -weighted asymmetries:

$$w = P_T/zM$$

$$A_{Siv}^w(x, z) = \frac{\sum_q e_q^2 x \int d^2 P_T \frac{P_T}{zM} \mathbf{C} \left[\frac{P_T \cdot k_T}{MP_T} f_{1T}^{\perp q}(x, k_T^2) D_1^q(z, p_T^2) \right]}{\sum_q e_q^2 x f_1^q(x) D_1^q(z)}$$

$$= 2 \frac{\sum_q e_q^2 x f_{1T}^{\perp(1)q}(x) D_1^q(z)}{\sum_q e_q^2 x f_1^q(x) D_1^q(z)}$$

$$w' = P_T/M$$

$$A_{Siv}^{w'}(x, z) = 2 \frac{\sum_q e_q^2 x f_{1T}^{\perp(1)q}(x) z D_1^q(z)}{\sum_q e_q^2 x f_1^q(x) D_1^q(z)}$$

$$\frac{A_{Siv}^{w'}(x, z)}{A_{Siv,G}(x, z)} = \frac{4 \langle P_T \rangle}{\pi M}$$

$$A_{Siv}^w(z) = 2 \frac{\sum_q e_q^2 D_{1q}(z) \int C(x) f_{1T}^{\perp(1)q}(x) dx}{\sum_q e_q^2 D_{1q}(z) \int C(x) f_1^q(x) dx}$$

P_T -weighted Sivers - details of extraction

extraction of $f_{1T}^{\perp(1)}(\mathbf{x})$

P_T/zM weighted asymmetries for positive e negative hadrons:

$$A_{Siv}^{w,\pm}(\mathbf{x}) = 2 \frac{\sum_q e_q^2 x f_{1T}^{\perp(1)q}(\mathbf{x}) \tilde{D}_1^{q,\pm}}{\sum_q e_q^2 x f_1^q(\mathbf{x}) \tilde{D}_1^{q,\pm}}$$

$$\tilde{D}_1^{q,\pm} = \int_{z_{min}}^{z_{max}} dz D_1^{q,\pm}(z)$$

$f_1^q, \tilde{D}_1^{q,\pm}$ from parametrisations (CTEQ5D and DSS)

having only the proton data, we had to neglect the **sea-quark** Sivers distributions, it is

$$A_{Siv}^{w,\pm} = 2 \frac{4x f_{1T}^{\perp(1)u_v} \tilde{D}_1^{u,\pm} + x f_{1T}^{\perp(1)d_v} \tilde{D}_1^{d,\pm}}{\delta^\pm}$$

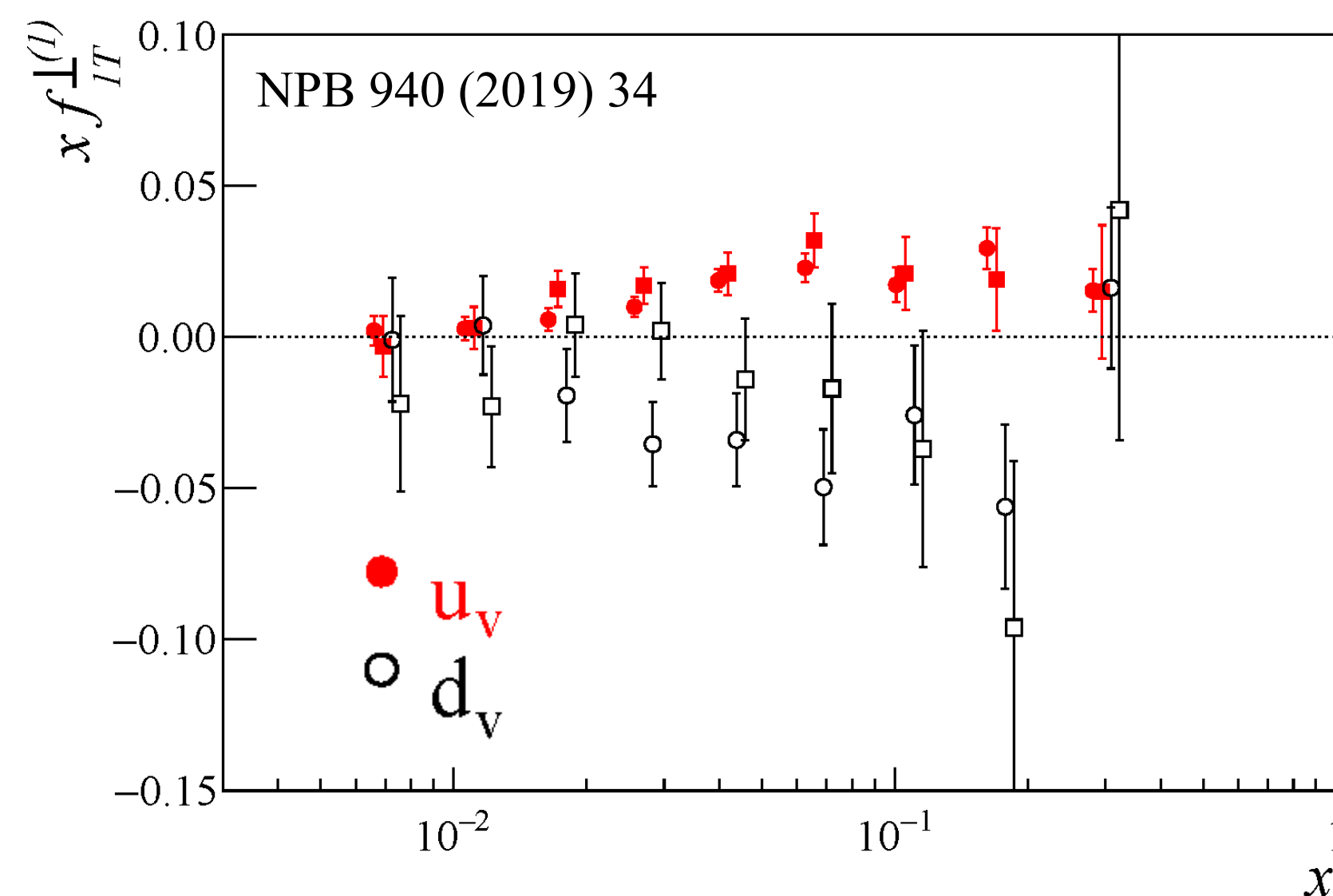
$$\delta^\pm = 9 \sum_q e_q^2 x f_1^q \tilde{D}_1^q$$

and

$$x f_{1T}^{\perp(1)u_v} = \frac{1}{8} \frac{\delta^+ A_{Siv}^{w,+} \tilde{D}_1^{d,-} - \delta^- A_{Siv}^{w,-} \tilde{D}_1^{d,+}}{\tilde{D}_1^{u,+} \tilde{D}_1^{d,-} - \tilde{D}_1^{d,+} \tilde{D}_1^{u,-}}$$

$$x f_{1T}^{\perp(1)d_v} = \frac{1}{2} \frac{\delta^- A_{Siv}^{w,-} \tilde{D}_1^{u,+} - \delta^+ A_{Siv}^{w,+} \tilde{D}_1^{u,-}}{\tilde{D}_1^{u,+} \tilde{D}_1^{d,-} - \tilde{D}_1^{d,+} \tilde{D}_1^{u,-}}$$

Extraction of pT-weighted Siviers function



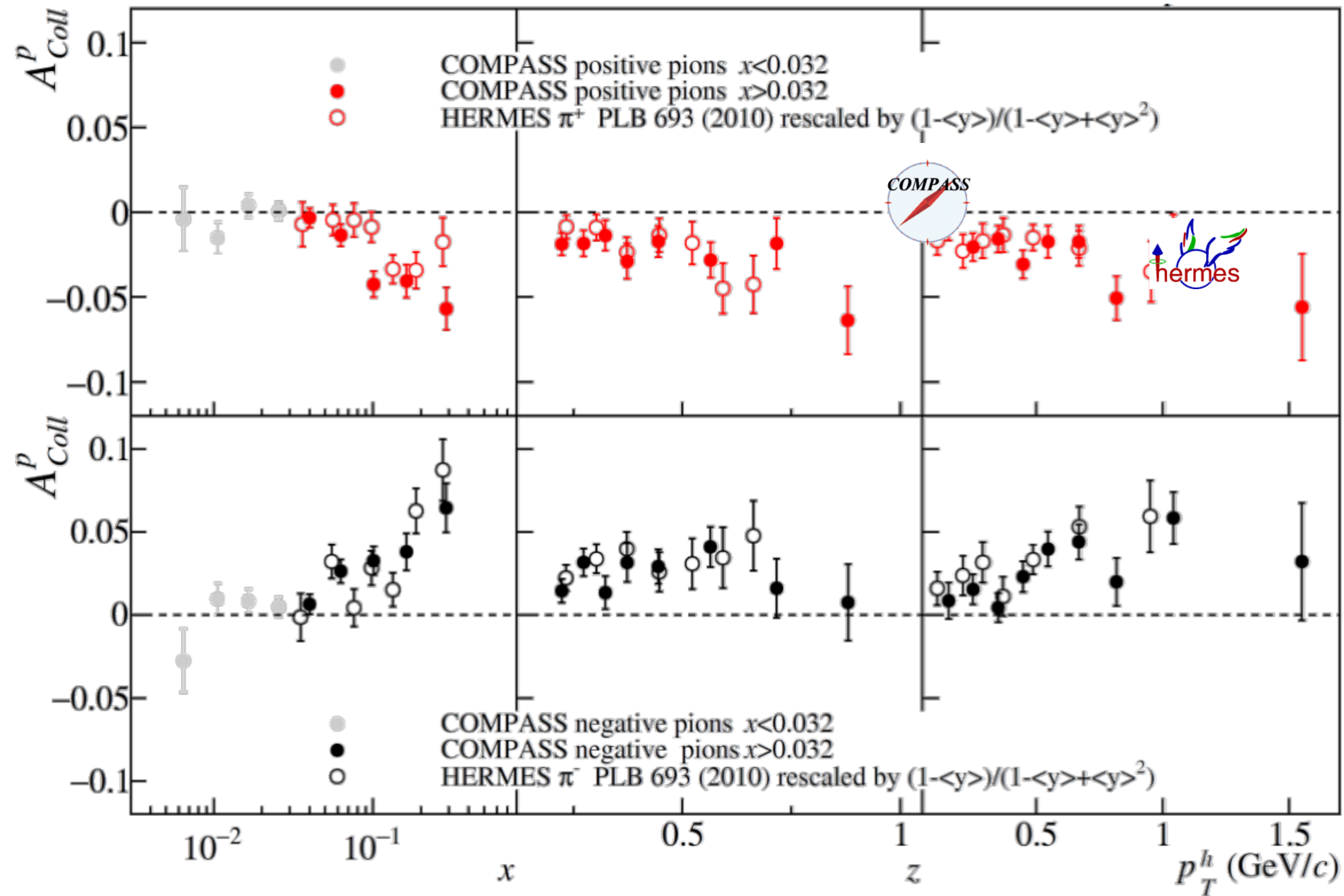
previous point-by-point extraction [A.M., F.Bradamante, V.Barone, PRD95, 2017]
using pion Siviers asymmetries from the COMPASS p and d data,
(no assumptions on the Siviers function of the sea quarks, Gaussian ansatz)
slightly different trend for $f_{1T}^{\perp(1)d_v}$

we checked that the difference is only due to the fact that here we had to neglect the sea-quark contribution

using the p data only and imposing the sea-quark Siviers functions to be zero, both the central values and the uncertainties become very similar to the present ones

Collins SIDIS - COMPASS vs. HERMES

proton




very good agreement
 with the 2010
HERMES results

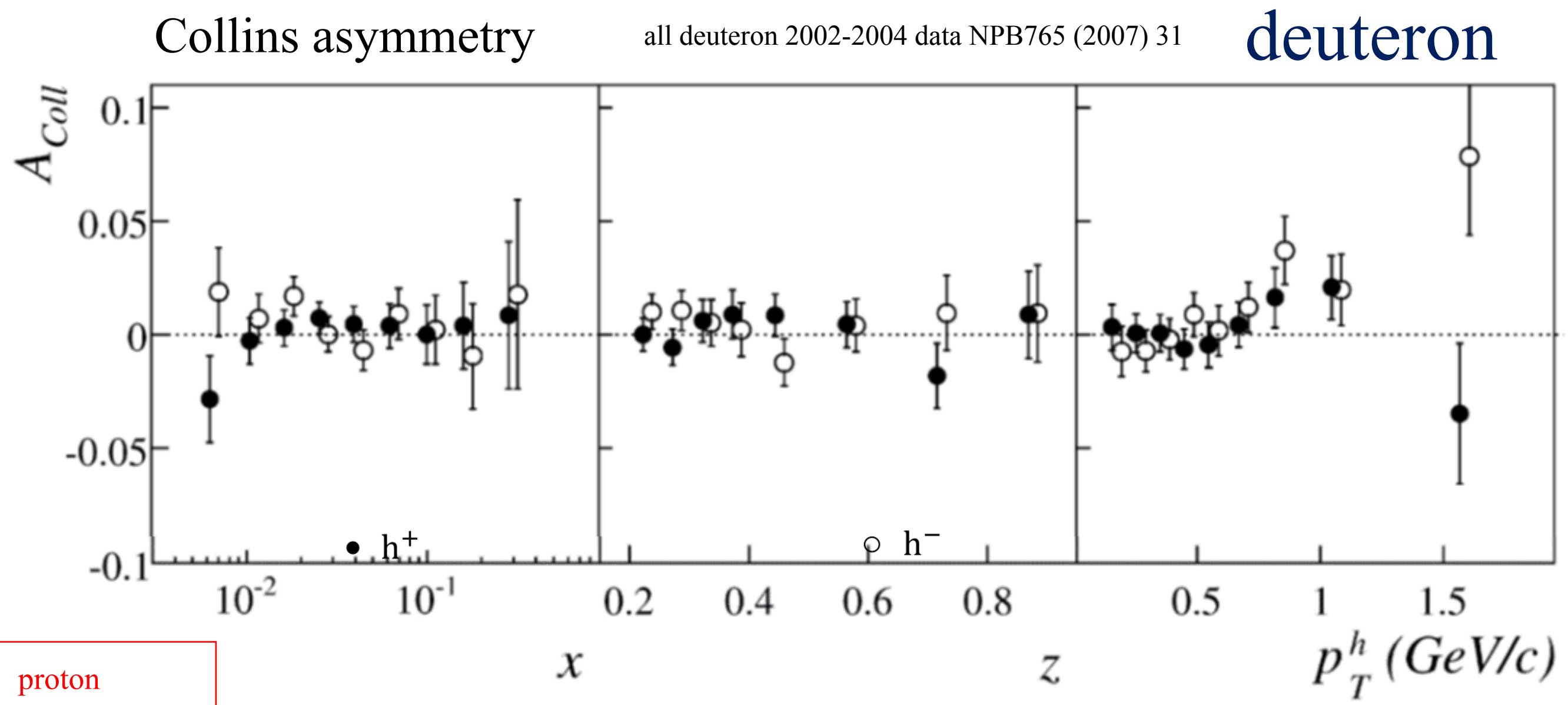
2007 and 2010 data PLB 744 (2015) 250

Collins & 2-hadron asymmetries in d SIDIS

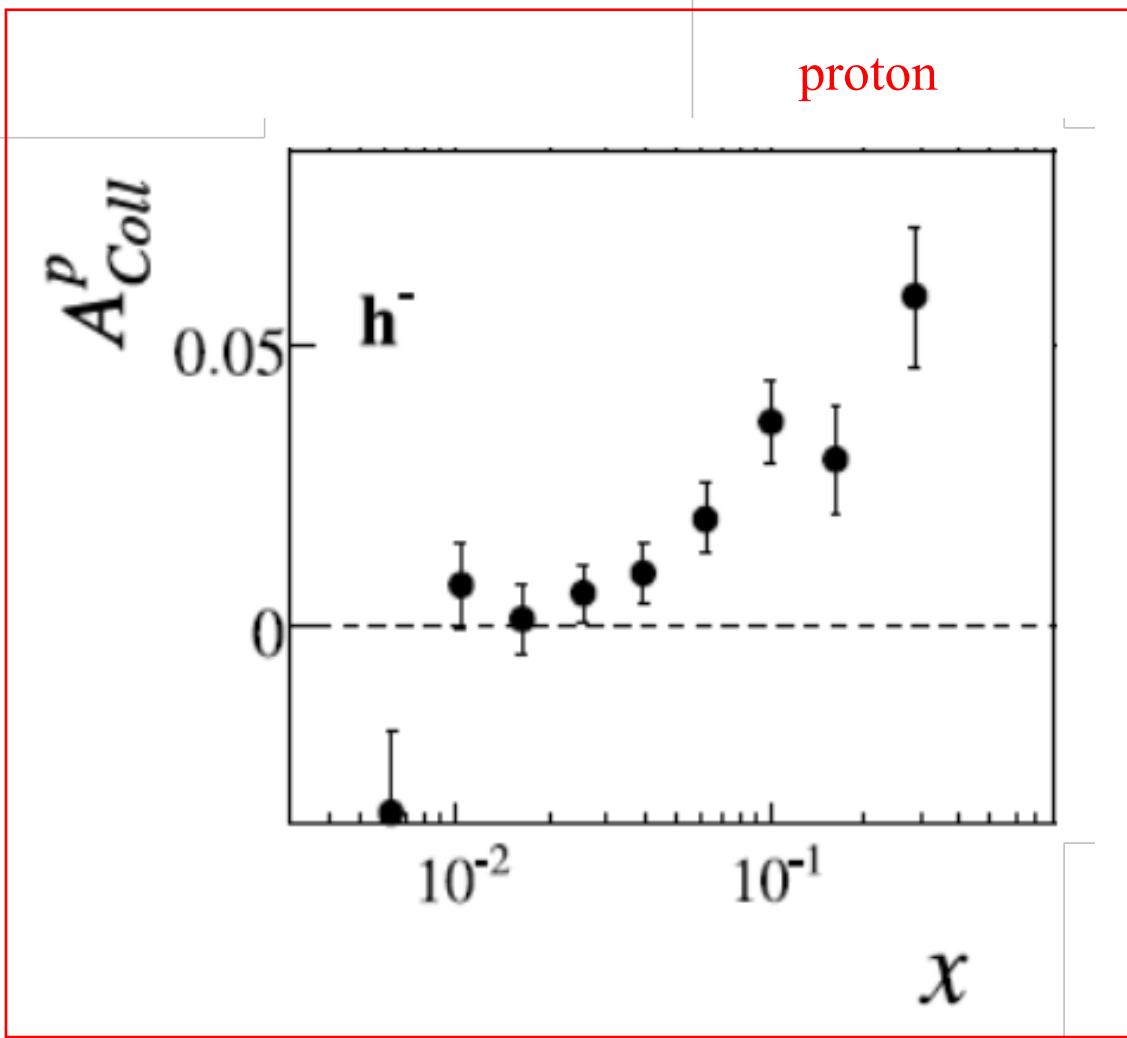
T-polarized



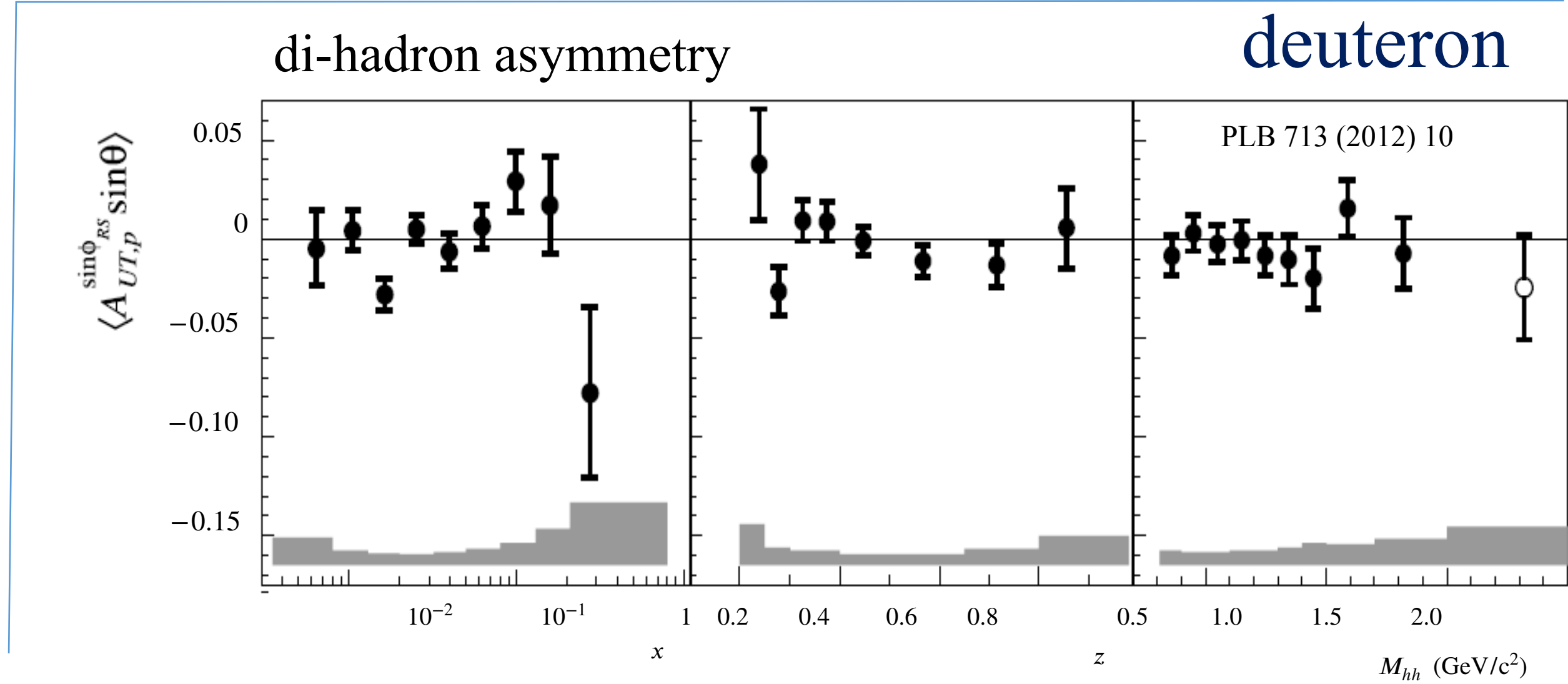
compatible with zero
some signal at $P_T^h \simeq 1$ GeV/c ?



interpreted as cancellation between u and d quark contributions



large statistical errors, as compared to the proton data
only existing d data
(low statistics He3 measurement at Jlab)
motivation for the 2022 COMPASS run



My extra slides (to be deleted from official talk)

Input from Anna et al. & notes (delete when talk is complete)

Unpolarized TMDs - Andrea Bressan's talk at IWHSS 2022

https://indico.cern.ch/event/1121975/contributions/5011546/attachments/2499261/4292722/Unpolxs_Bressan.pdf

Transverse TMDs - Franco Bradamante's talk at IWHSS 2022

https://indico.cern.ch/event/1121975/contributions/5011569/attachments/2498313/4290865/Bradamante_IWHSS2022.pdf

Other recent talks were given at this ECT workshop:

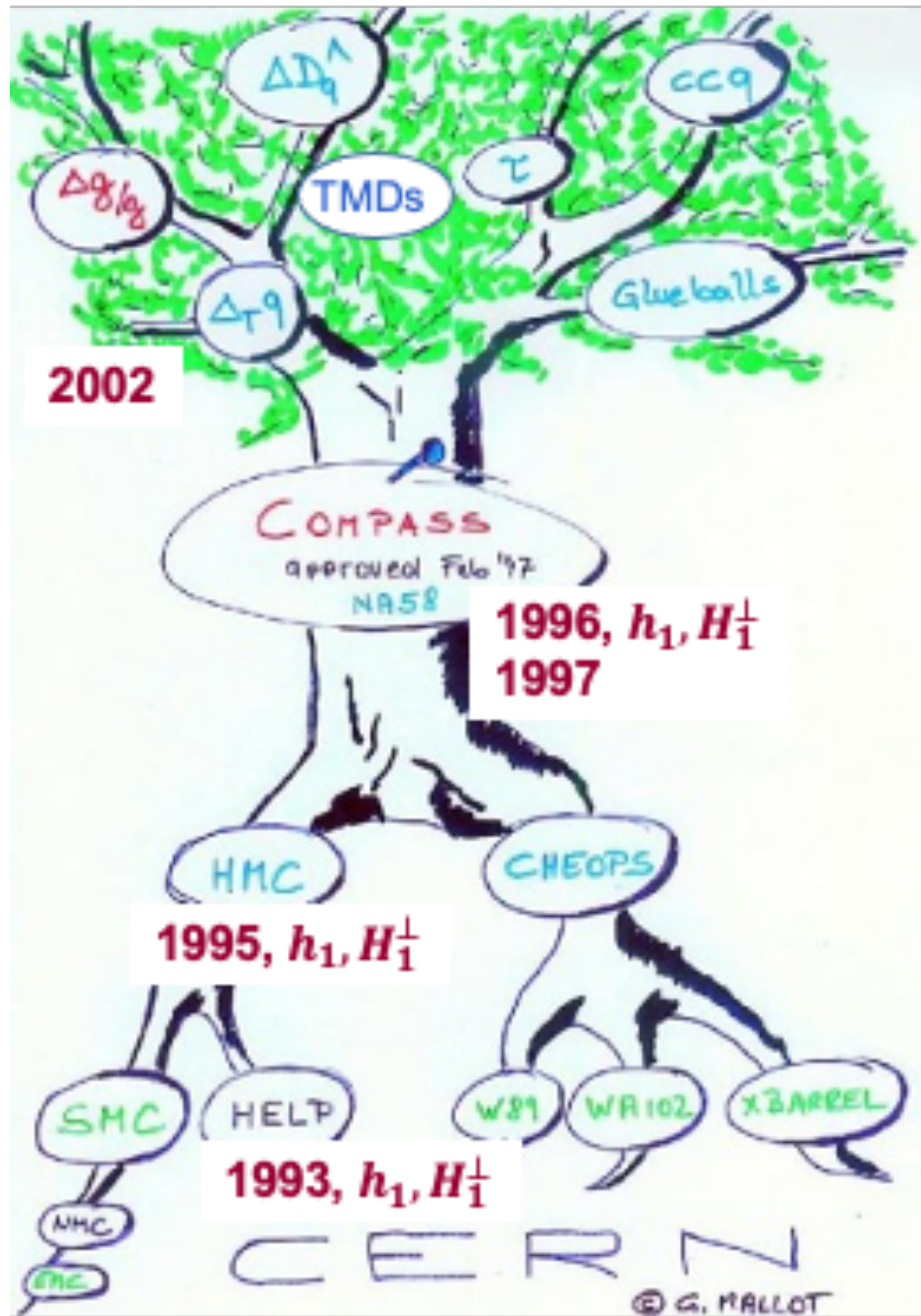
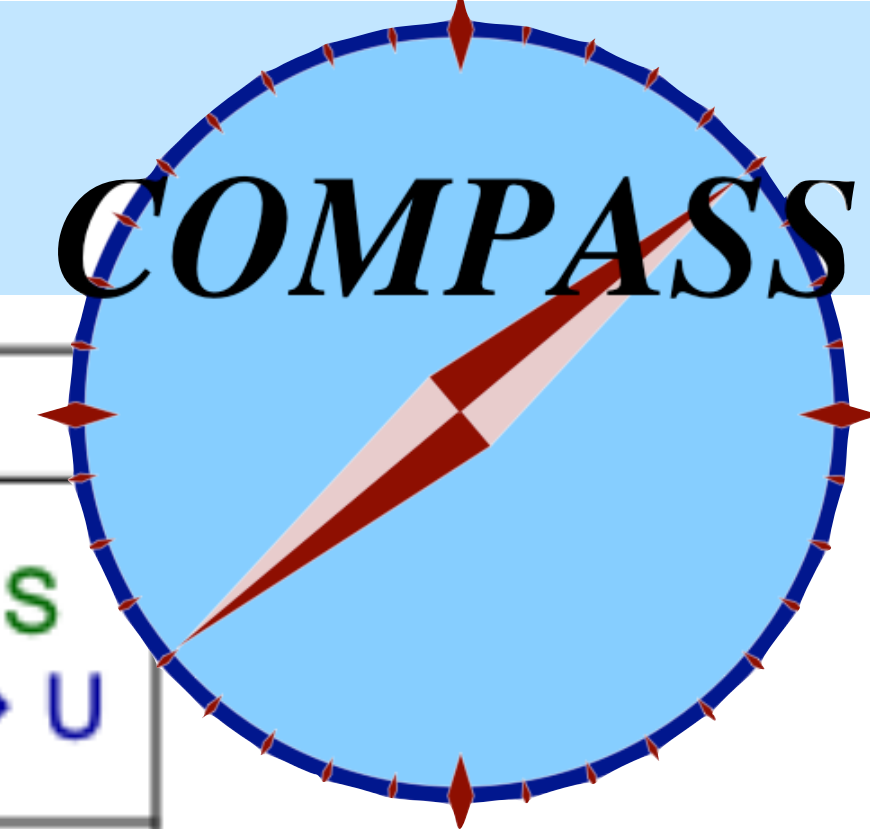
<https://indico.ectstar.eu/event/152/timetable/#all.detailed>

by Bakur Parsamyan, Andrea Moretti, and Anna Martin.

In operation since 2002, COMPASS is a fixed-target experiment located along the M2 beamline of the CERN SPS. One of the key measurements of its broad physics programme is the investigation of the transverse-momentum and transverse-spin structure of the nucleon, which has been pursued e.g. via measurements of Semi-Inclusive Deep Inelastic Scattering using a 160 GeV/ c muon beam and transversely polarized and unpolarized proton and deuteron targets.

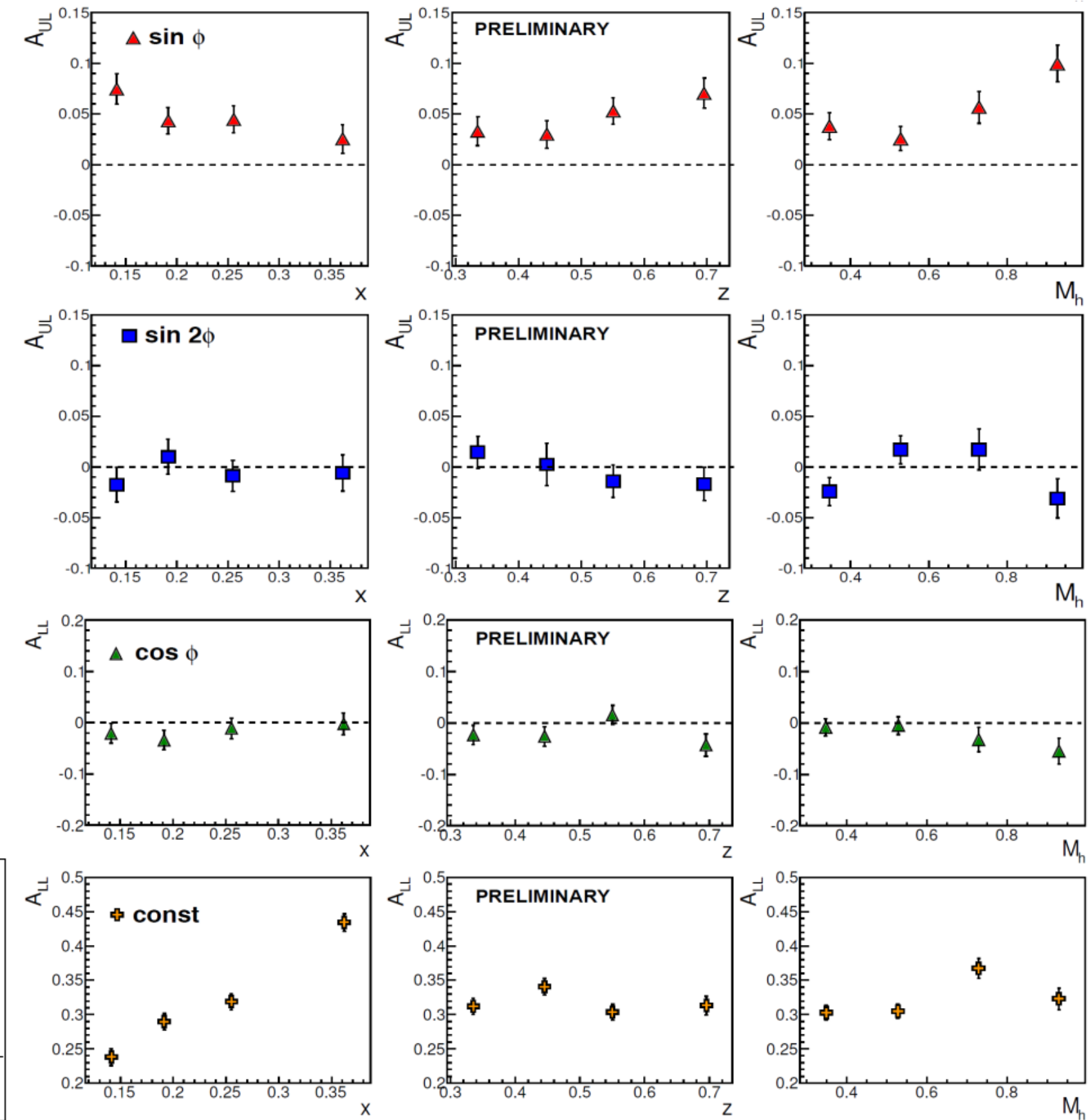
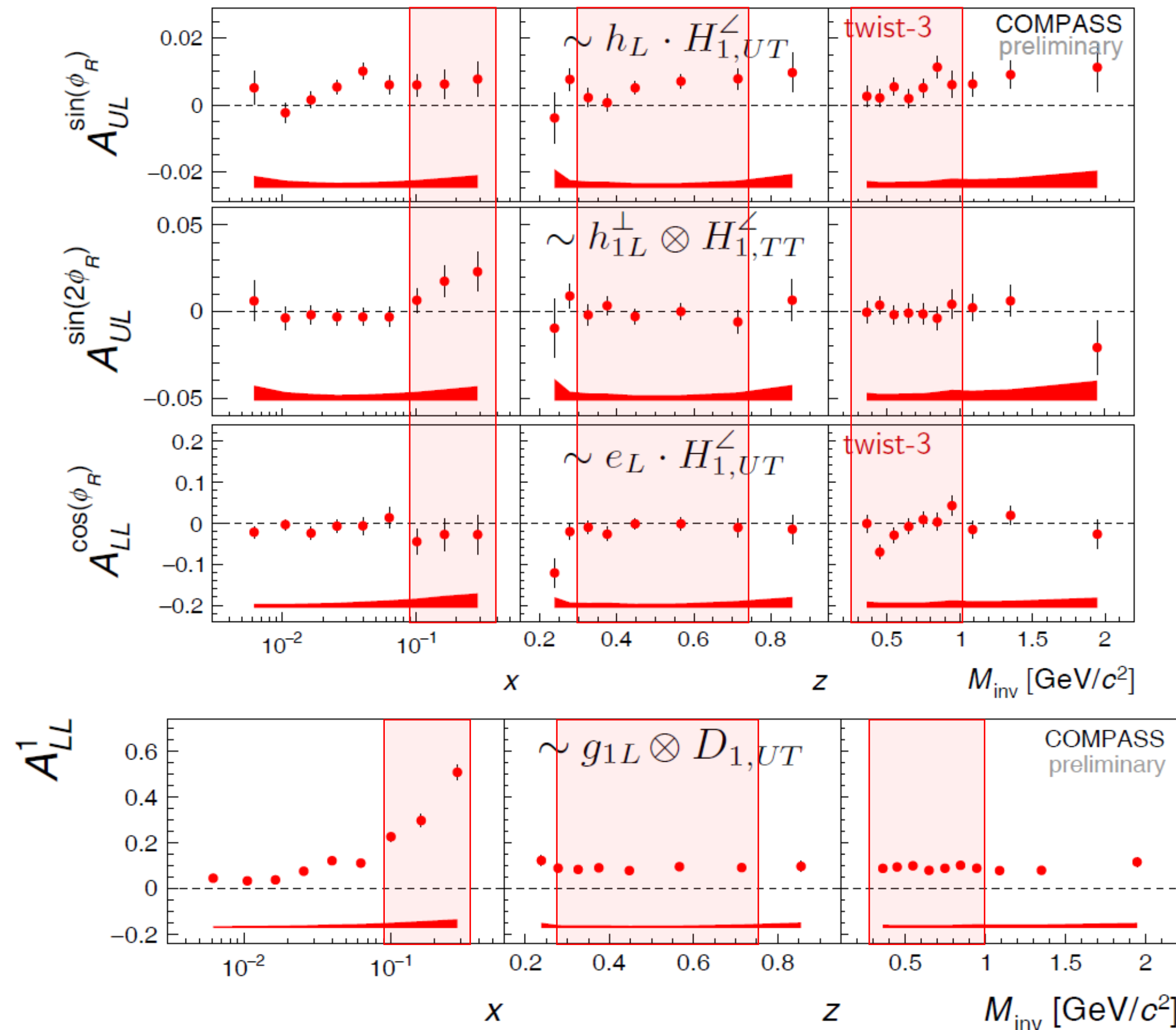
Data have been collected with a transversely polarized deuteron target first in 2002-2004; together with those collected in 2007 and 2010 on a transversely polarized proton target, they allowed extracting unique and very important information on the transversity and Sivers distribution functions. The unbalance in the statistics collected on deuteron and on proton target, reflected in a large uncertainty on the transversity PDF for the d -quark compared to the u -quark, is one of the main reasons behind the 2022 data taking with a transversely polarized deuteron target. In this talk, along with a review of the major results obtained from the previous measurements on polarized and unpolarized targets, projections of the statistical uncertainties of the freshly collected 2022 data sample will be presented for the first time.

Some history - 21 years on the floor



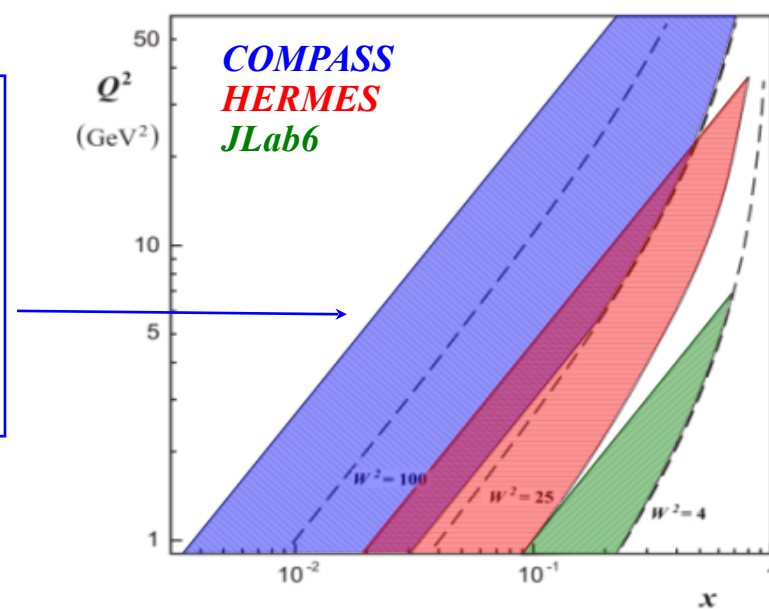
year	beam	target	physics
2002			
2003	$\mu, 160 \text{ GeV}$	P deuteron	80% L polarization SIDIS
2004		(${}^6\text{LiD}$)	20% T $\rightarrow U$
2005			acc. shut down / upgrade
2006	$\mu, 160 \text{ GeV}$	P deuteron	100% L, SIDIS $\rightarrow U$
2007	$\mu, 160 \text{ GeV}$	P proton (NH_3)	50% L 50% T, SIDIS
2008/09	hadron	LH_2	spectroscopy, Primakoff
2010	$\mu, 160 \text{ GeV}$	P proton	100% T, SIDIS
2011	$\mu, 200 \text{ GeV}$	P proton	100% L, SIDIS
2012	hadron	Ni target	Primakoff & pilot DVCS
2013			acc. shut down
2014	π	proton	pilot Drell-Yan
2015	π	P proton	100% T, Drell-Yan
2016/17	$\mu, 160 \text{ GeV}$	LH_2	DVCS, unpol. SIDIS
2018	pion beam	P proton	100% T, Drell-Yan
2019/20			acc. shut down
2021	$\mu, 160 \text{ GeV}$	deuteron	running in, SIDIS
2022	$\mu, 160 \text{ GeV}$	P deuteron	100% T, SIDIS $\rightarrow U$

COMPASS (NH₃) 2007+2011 data



- Alternative way to access various twist-2/-3 distributions
- Non zero signal for $A_{UL}^{\sin\phi_R}$ and A_{LL}^1
- CLAS-COMPASS: different behavior for $A_{UL}^{\sin 2\phi_R}$ at large x?

$$\begin{aligned}
 &Q^2 > 1 \text{ (GeV/c)}^2 \\
 &0.0025 < x < 0.7 \\
 &0.1 < y < 0.9 \\
 &W > 5 \text{ GeV/c}^2
 \end{aligned}$$



SIDIS

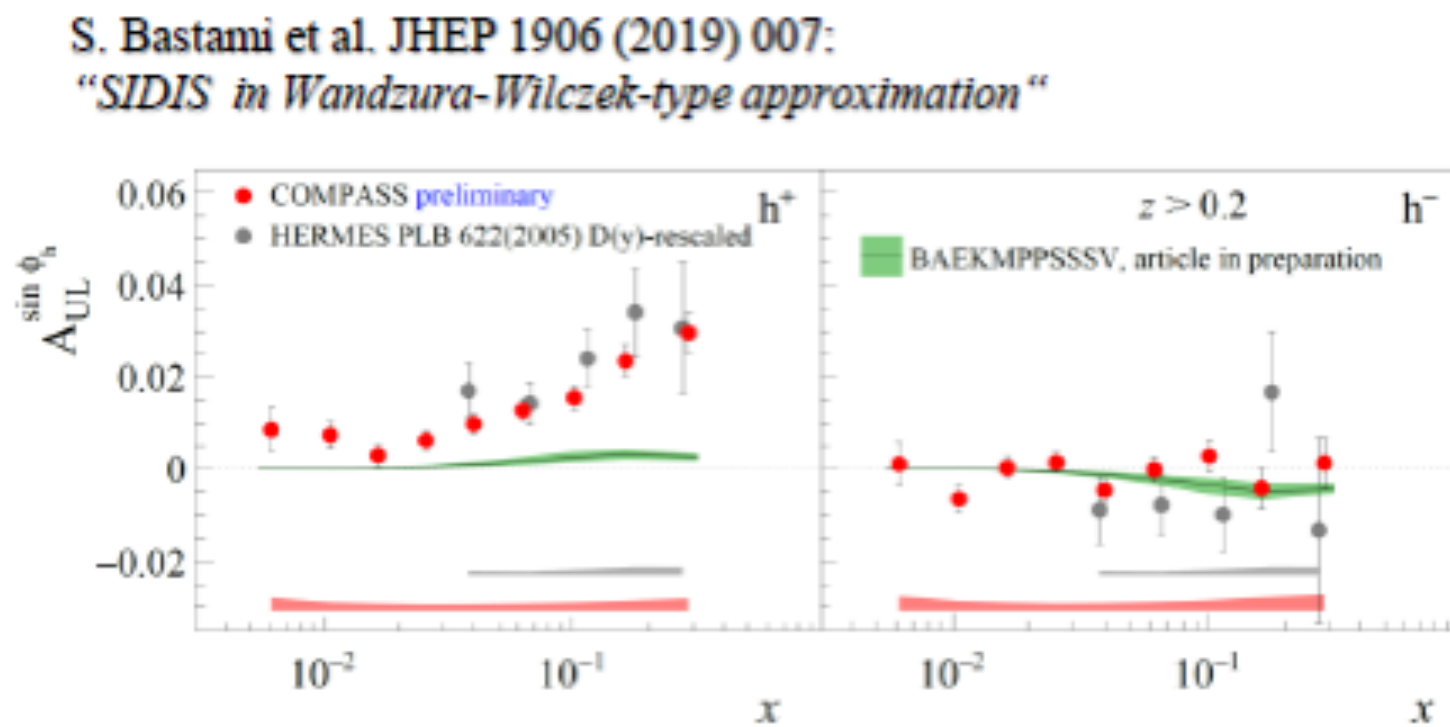
off longitudinally polarised targets (d and p?)

SIDIS: target longitudinal spin dependent asymmetries

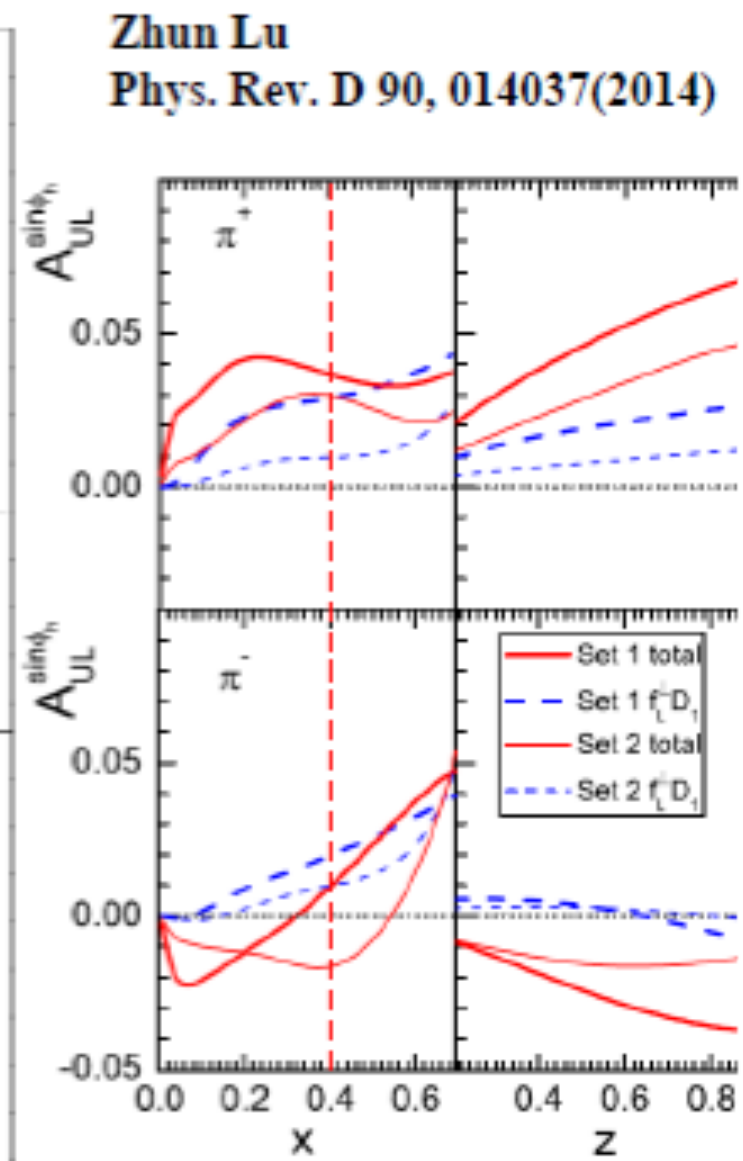
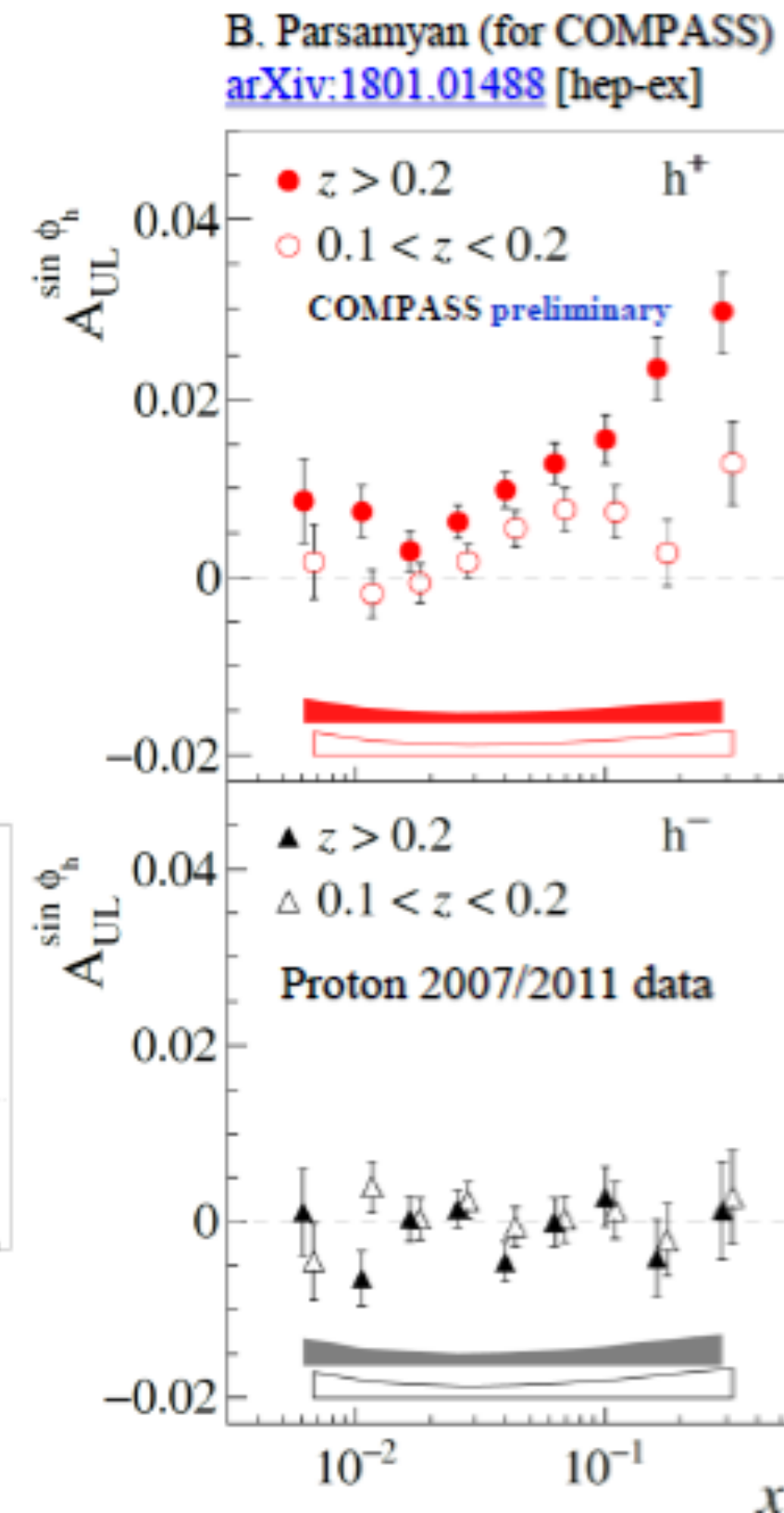


$$\frac{d\sigma}{dx dy dz dp_T^2 d\phi_h d\phi_S} \propto (F_{UU,T} + \varepsilon F_{UU,L}) \left\{ 1 + \dots + S_L \sqrt{2\varepsilon(1+\varepsilon)} A_{UL}^{\sin\phi_h} \sin\phi_h + \dots \right\}$$

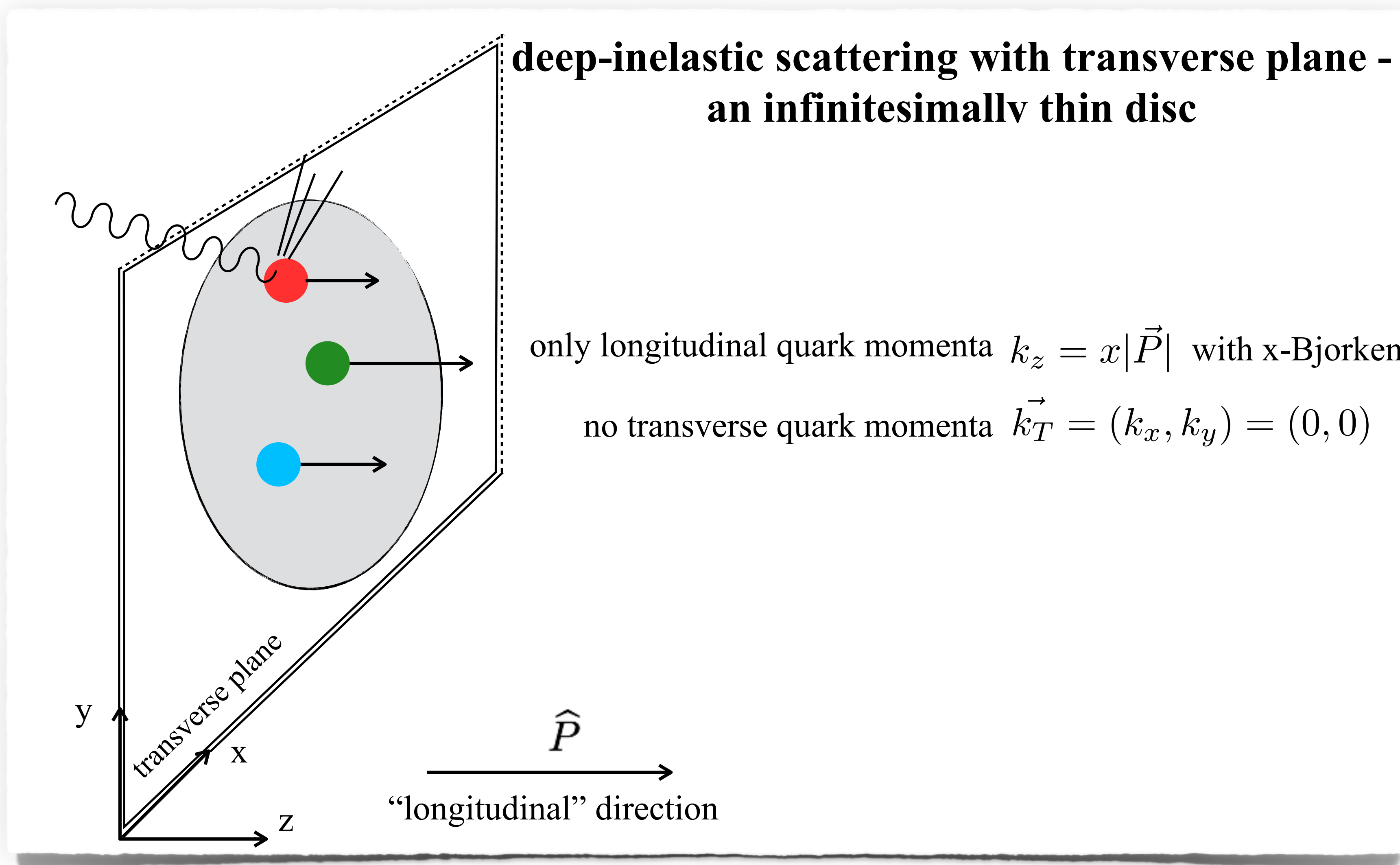
$$F_{UL}^{\sin\phi_h} = \frac{2M}{Q} \mathcal{C} \left\{ -\frac{\hat{h} \cdot p_T}{M_h} \left(x h_L^q H_{1q}^{\perp h} + \frac{M_h}{M} g_{1L}^q \frac{\tilde{G}_q^{\perp h}}{z} \right) + \frac{\hat{h} \cdot k_T}{M} \left(x f_L^{\perp q} D_{1q}^h - \frac{M_h}{M} h_{1L}^q \frac{\tilde{H}_q^h}{z} \right) \right\}$$



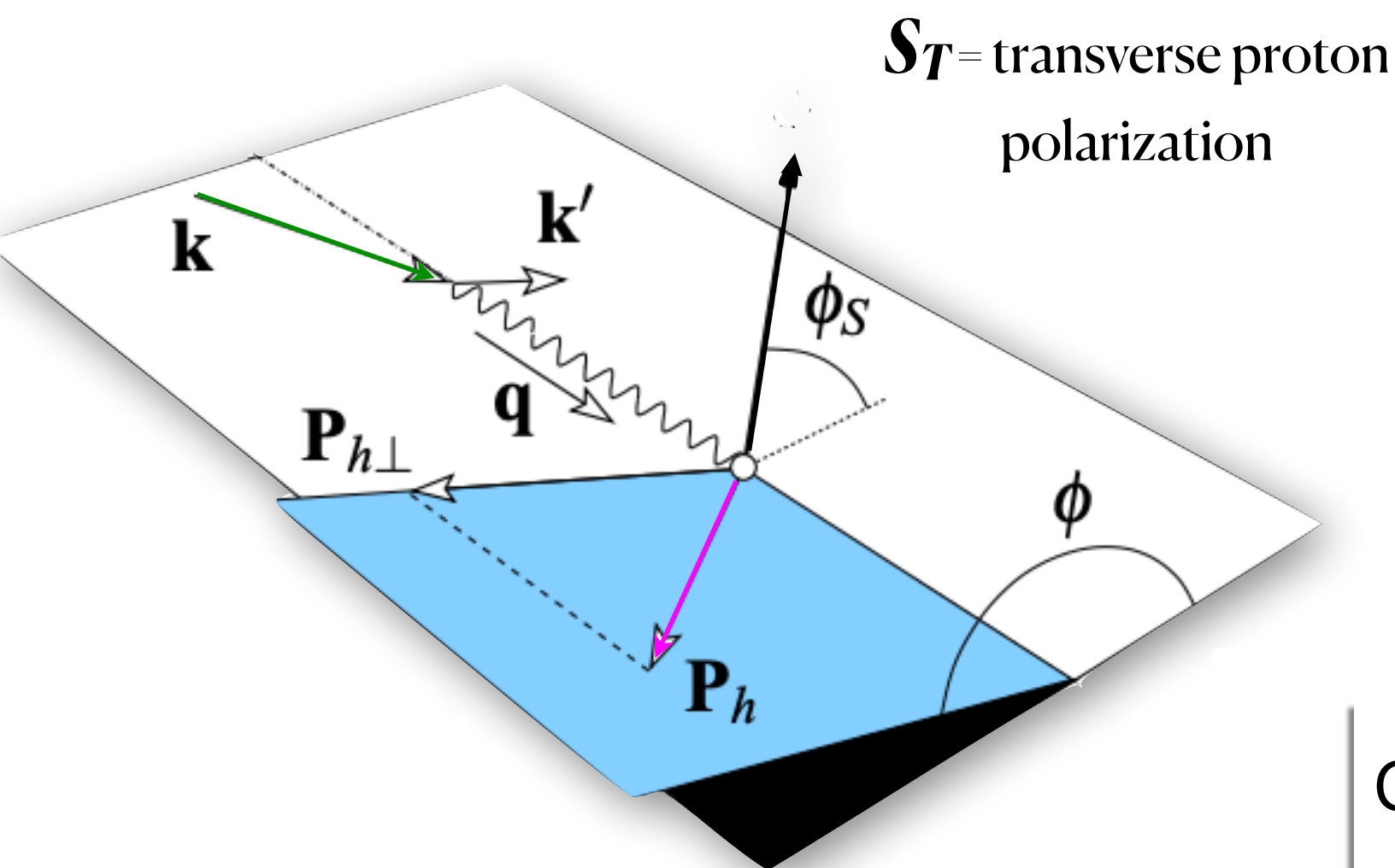
- Q-suppression, TSA-mixing
- Various different "twist" ingredients
- **Strong non-zero effect for h⁺, h⁻ compatible with zero, clear z-dependence**



Introducing the transverse plane



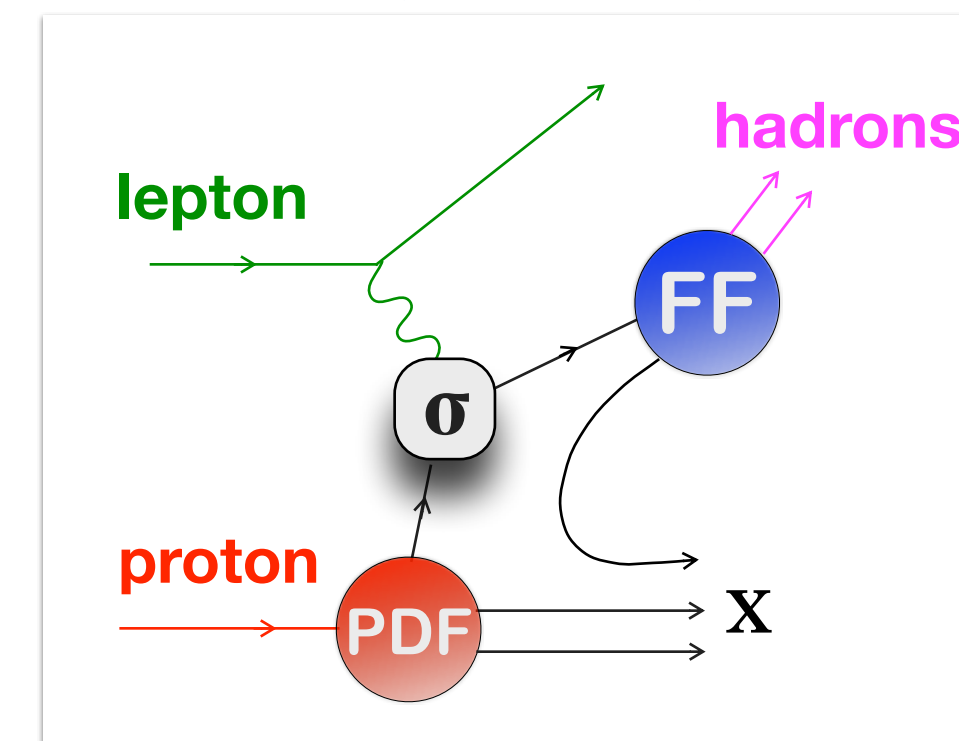
SIDIS cross section on unpol, L-pol, or T-pol protons



“~harmonic(ϕ, ϕ_S) · PDF \otimes FF”

type of experimental observable:

$$A_{UT}(\phi) = \frac{1}{f S_T} \frac{N^\uparrow(\phi) - N^\downarrow(\phi)}{N^\uparrow(\phi) + N^\downarrow(\phi)}$$



Cahn-effect + **BM**
 \otimes Collins

Worm-gear (Kotzinian-Mulders) \otimes Collins

BM \otimes Collins

no proton polarization

longitudinal proton polarization

transverse proton polarization

$$\sigma(\phi, \phi_S) \equiv \frac{d^6\sigma}{dx dy dz d\phi d\phi_S dP_{hT}^2} = \frac{\alpha^2}{xyQ^2} \frac{y^2}{2(1-\epsilon)} \left(1 + \frac{\gamma^2}{2x}\right)$$

$$\left\{ F_{UU,T} + \epsilon F_{UU,L} + \sqrt{2\epsilon(1+\epsilon)} \cos\phi F_{UU}^{\cos\phi} + \epsilon \cos(2\phi) F_{UU}^{\cos(2\phi)} + \lambda_e \left[\sqrt{2\epsilon(1-\epsilon)} \sin\phi F_{LU}^{\sin\phi} \right] + \right.$$

$$\left. + S_L \left[\sqrt{2\epsilon(1+\epsilon)} \sin\phi F_{UL}^{\sin\phi} + \epsilon \sin(2\phi) F_{UL}^{\sin(2\phi)} \right] + S_L \lambda_e \left[\sqrt{1-\epsilon^2} F_{LL} + \sqrt{2\epsilon(1-\epsilon)} \cos\phi F_{LL}^{\cos\phi} \right] \right.$$

$$\left. + |S_T| \left[\sin(\phi - \phi_S) \left(F_{UT,T}^{\sin(\phi - \phi_S)} + \epsilon F_{UT,L}^{\sin(\phi - \phi_S)} \right) + \epsilon \sin(\phi + \phi_S) F_{UT}^{\sin(\phi + \phi_S)} + \epsilon \sin(3\phi - \phi_S) F_{UT}^{\sin(3\phi - \phi_S)} \right. \right.$$

Sivers \otimes D1

$$\left. + \sqrt{2\epsilon(1+\epsilon)} \sin\phi_S F_{UT}^{\sin\phi_S} + \sqrt{2\epsilon(1+\epsilon)} \sin(2\phi - \phi_S) F_{UT}^{\sin(2\phi - \phi_S)} \right]$$

$$\left. + |S_T| \lambda_e \left[\sqrt{1-\epsilon^2} \cos(\phi - \phi_S) F_{LT}^{\cos(\phi - \phi_S)} + \sqrt{2\epsilon(1-\epsilon)} \cos\phi_S F_{LT}^{\cos\phi_S} + \sqrt{2\epsilon(1-\epsilon)} \cos(2\phi - \phi_S) F_{LT}^{\cos(2\phi - \phi_S)} \right] \right\},$$

Worm-gear \otimes D1

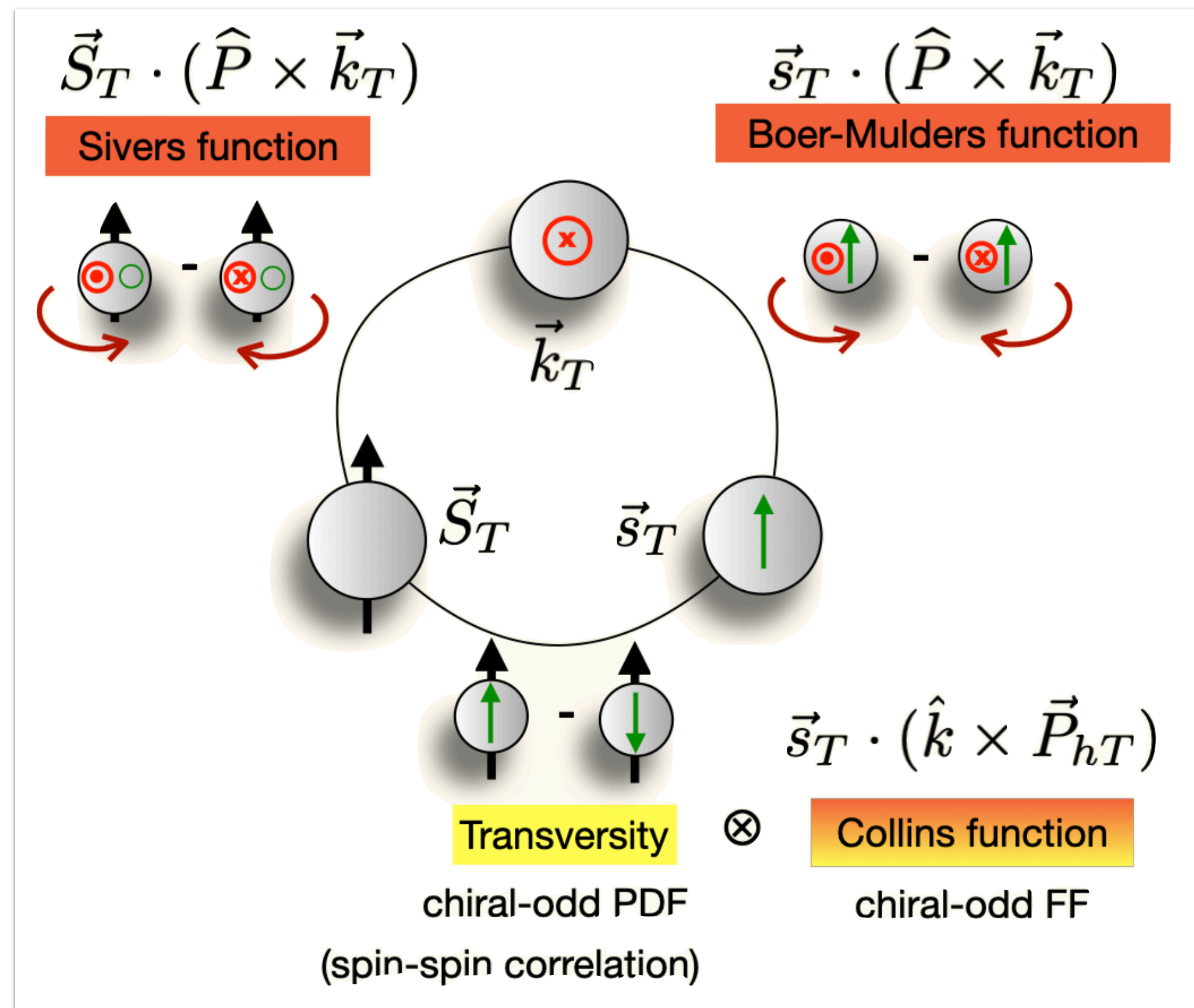
Transversity \otimes Collins

Pretzelosity \otimes Collins

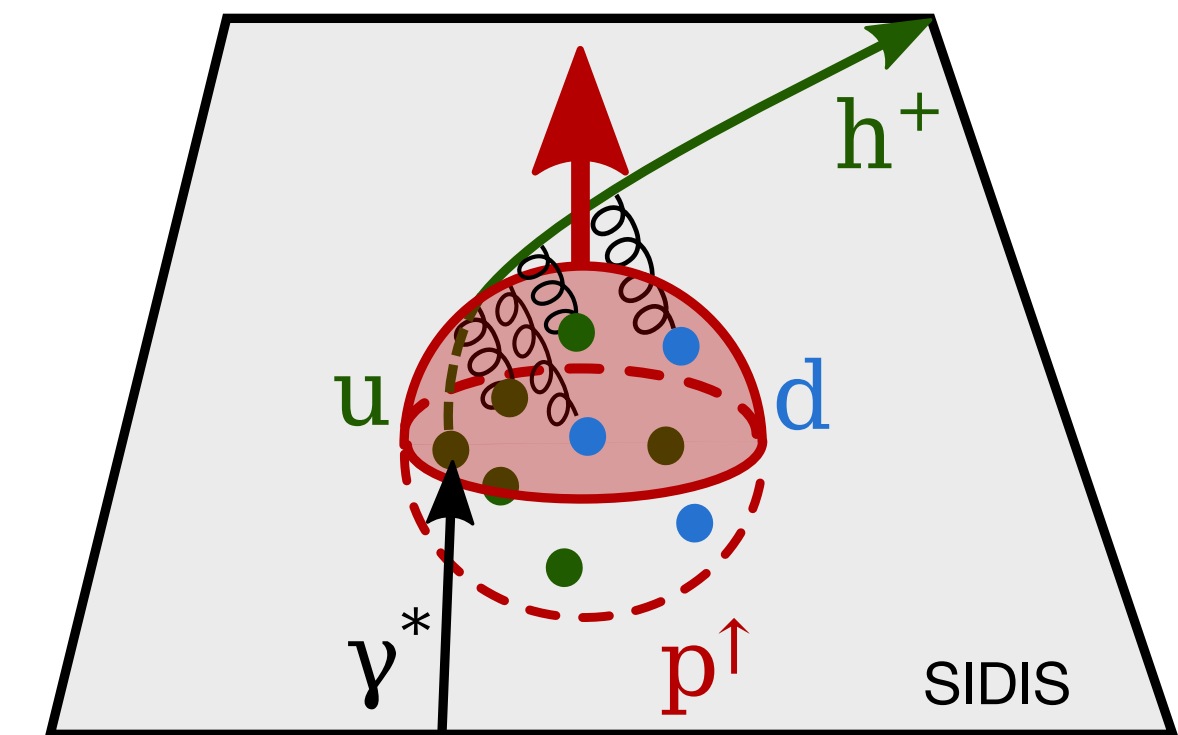
- $F_{XY[Z]}$ = structure function. X=beam, Y= target polarization, [Z= virtual-photon polarization]. X, Y \in {U, L, T}. λ_e = helicity of the lepton beam. S_L and S_T = longitudinal and transverse target polarization. ϵ = ratio of longitudinal and transverse photon fluxes

$\vec{S} \cdot (\vec{p}_1 \times \vec{p}_2)$ Spin-orbit correlations in the proton

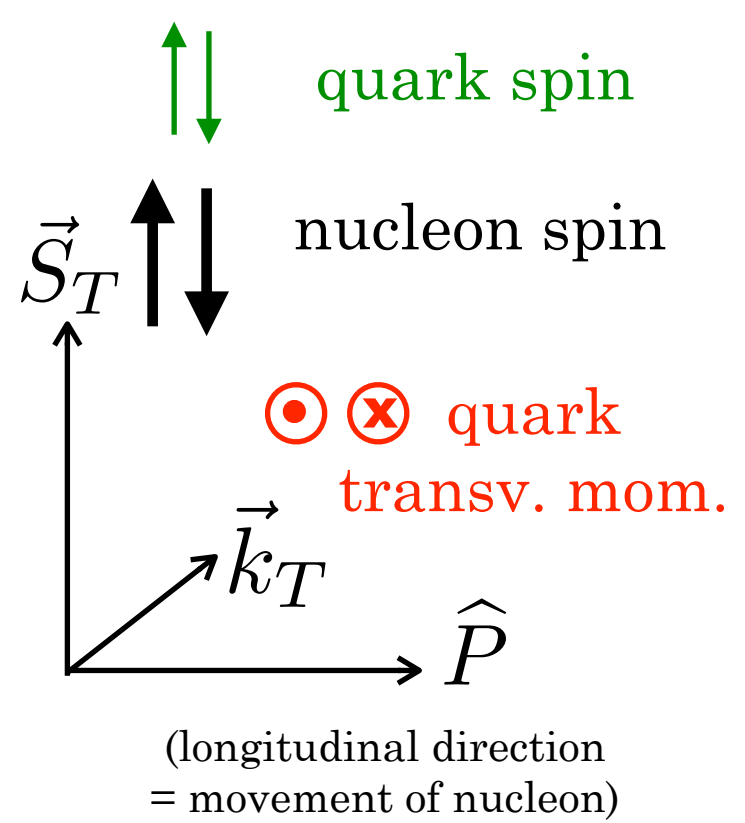
Non-zero TMDs describing the strength of **spin-orbit correlations** indicate parton orbital angular momentum (OAM).
No quantitative relation between TMDs & OAM identified yet.



Sivers effect: correlations between the nucleon transverse spin direction & parton transverse momentum in the polarized nucleon



The Siverson function was originally thought to vanish (*).
A nonzero Siverson function was then shown to be allowed due to **QCD final state interactions** (soft gluon exchange) in SIDIS between the outgoing quark and the target remnant (**).






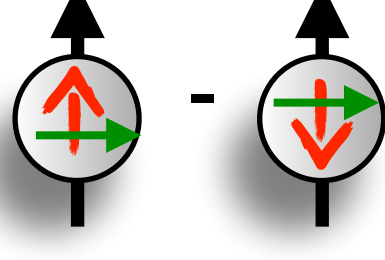
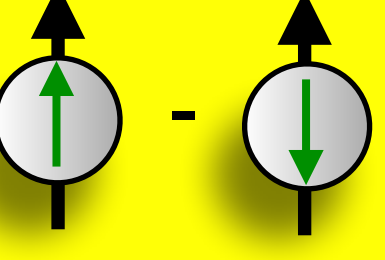
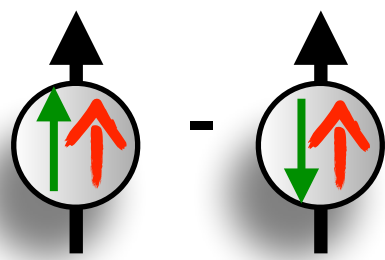


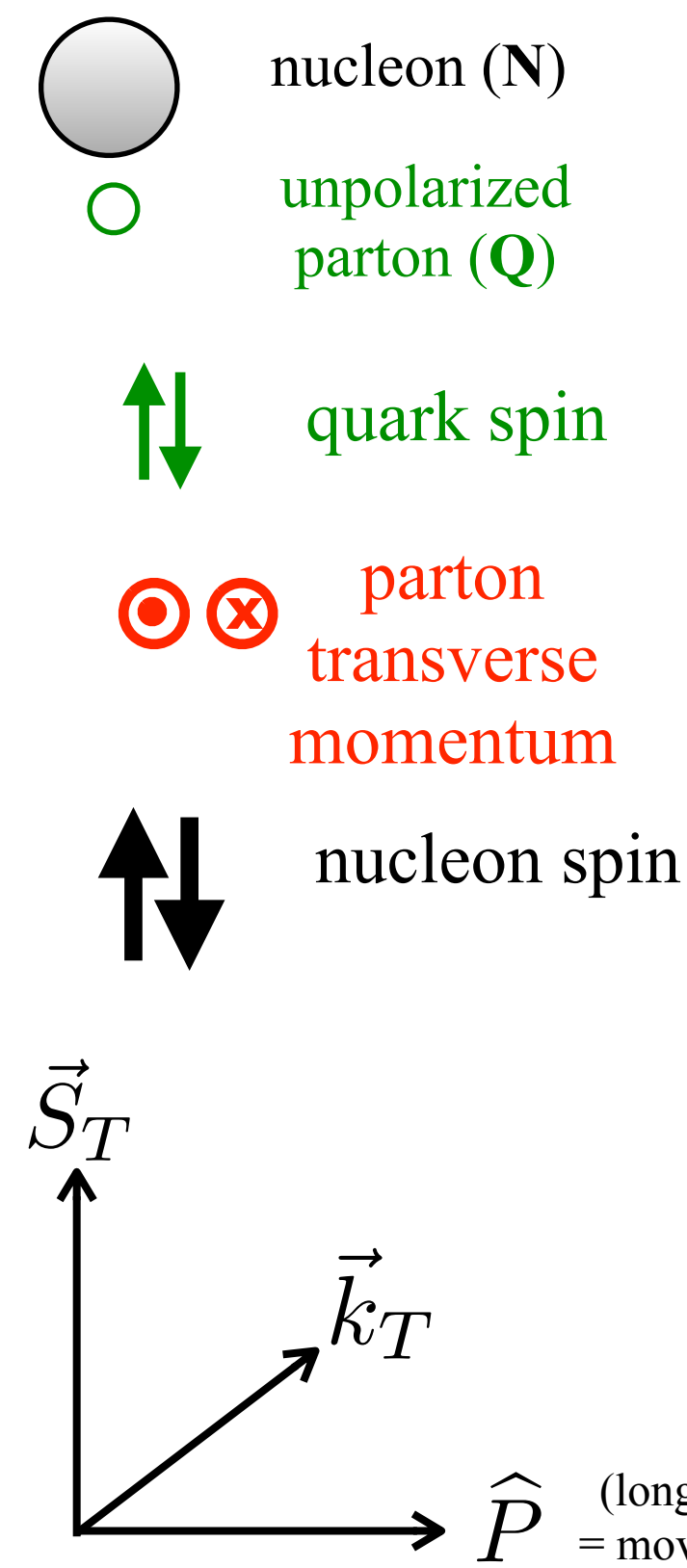
“Collinear analysis”

Collins effect: fragmentation of a transversely polarized parton into a final-state hadron

(*) [J. C. Collins, Nucl. Phys. B396, 161 (1993)]
(**) [S. J. Brodsky et al., Phys. Lett. B530, 99 (2002)]

bin from Cracow proceedings

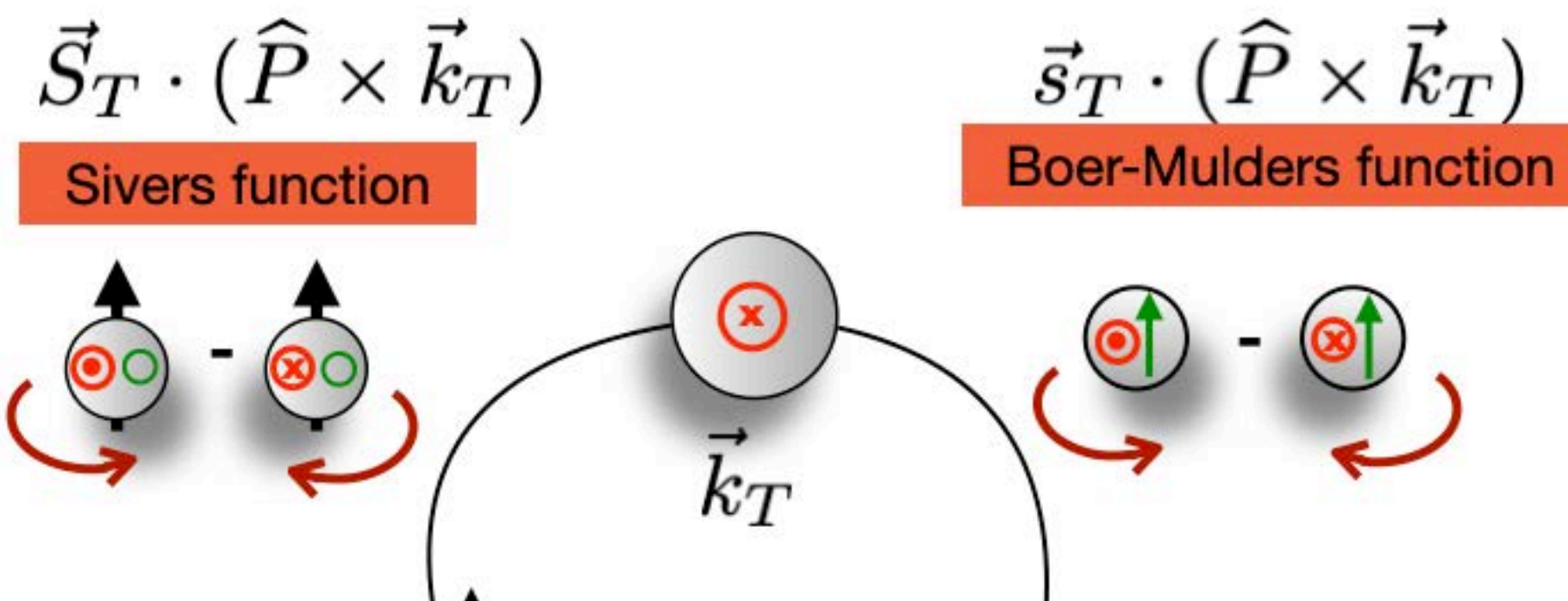
$\begin{array}{c} \text{N} \\ \text{Q} \end{array}$	U	L	T	
U	f_1 number density 		h_1^\perp Boer-Mulders 	
L		g_1 helicity 	h_{1L}^\perp worm-gear 	
T	f_{1T}^\perp Sivers 	g_{1T}^\perp worm-gear 	h_1 transversity 	h_{1T}^\perp pretzelosity 



TMDs surviving integration over k_T .
“Collinear analysis”

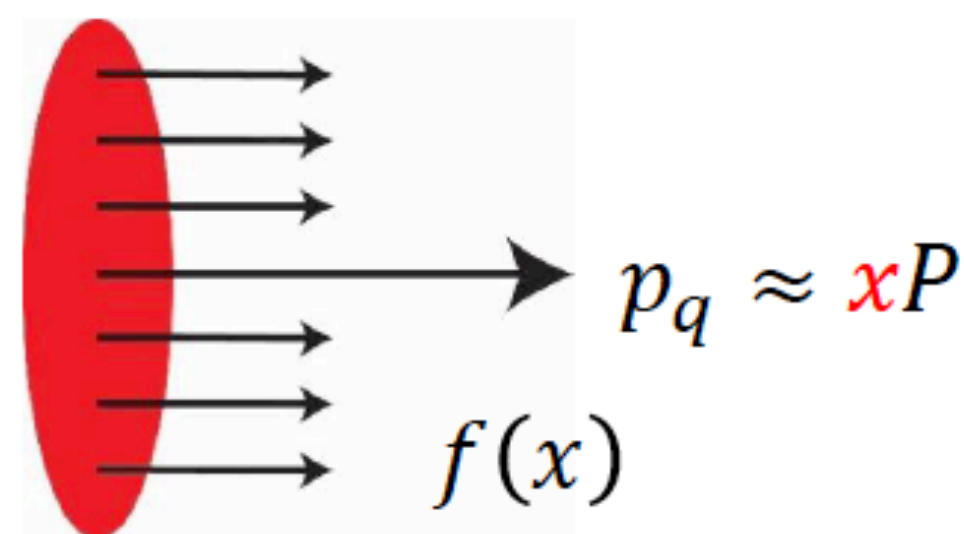
Naive time-reversal odd TMDs describing strength of **spin-orbit correlations.**

chiral odd TMDs
Exist because of **chiral symmetry breaking** of the QCD nucleon wave function

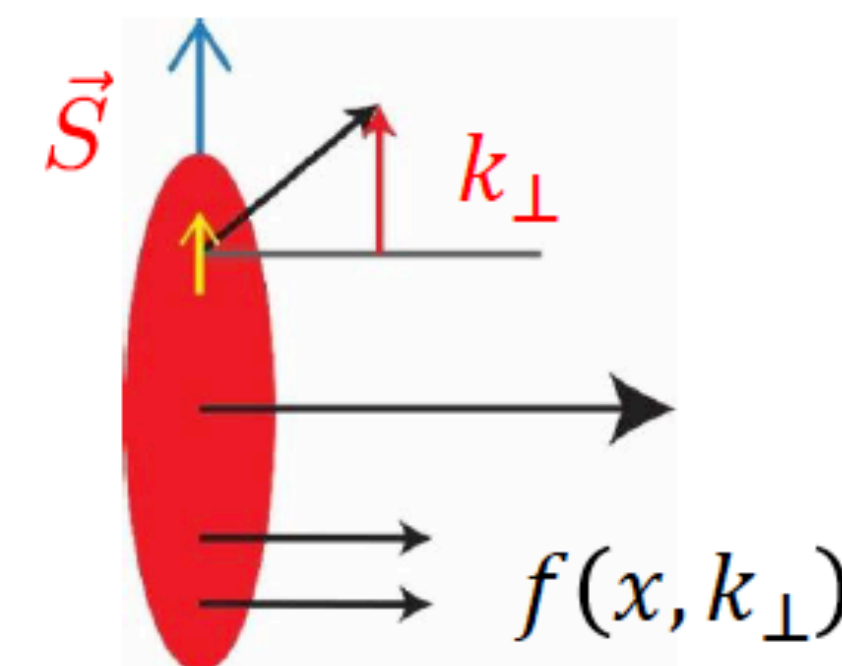


Unpolarised Transverse Momentum dependent PDFs

- When we consider the transverse momentum of the quark in the calculation of the cross section Transverse Momentum Dependent parton distribution (TMDs)



Longitudinal motion only



Longitudinal + transverse motion


- The unpolarised number density of the quarks gains a dependence from the intrinsic transverse momentum k_{\perp}

$$f_1^q(x, k_{\perp})$$

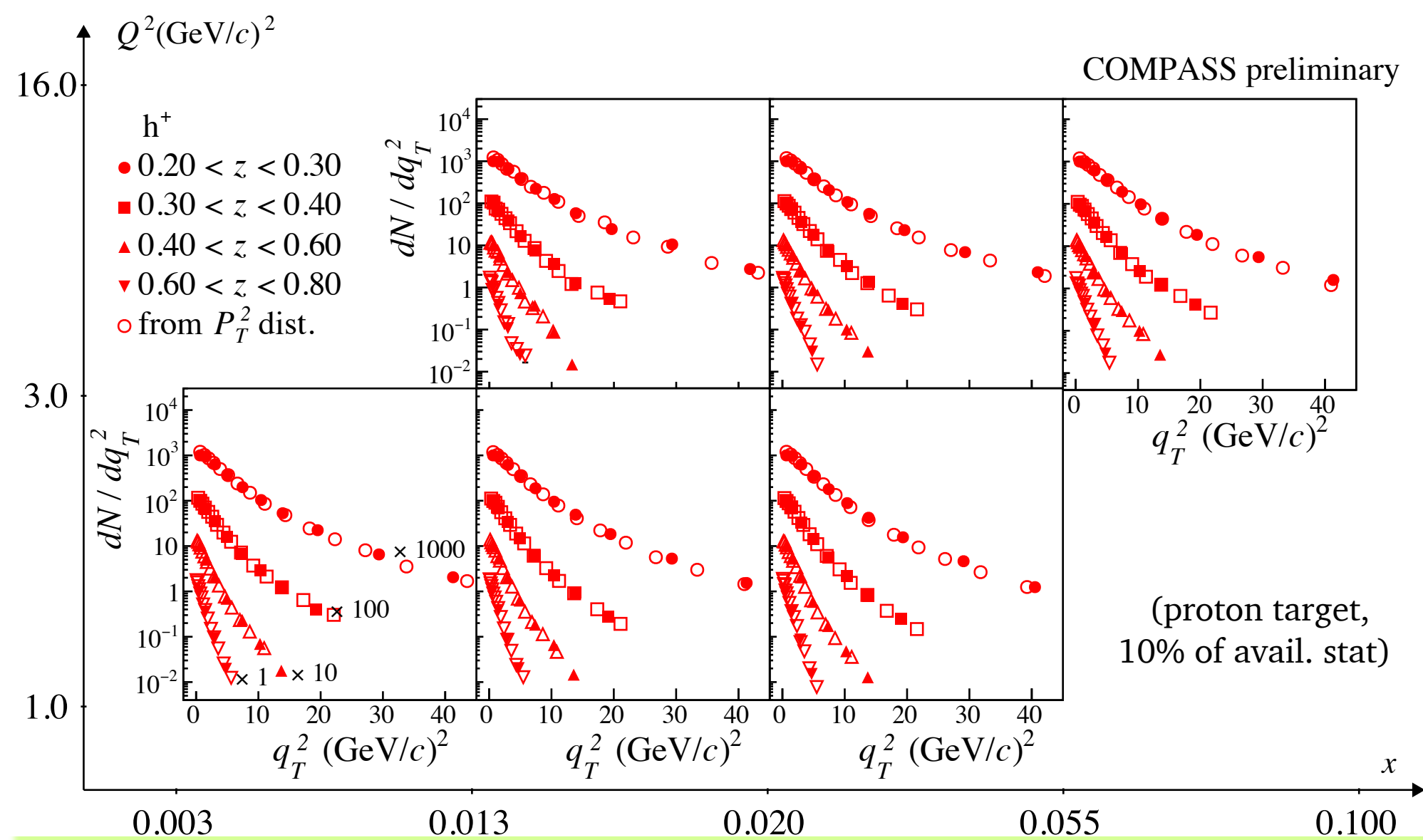
- New parton densities arise: the **Boer-Mulders** functions $h_1^{\perp,q}(x, k_{\perp})$, describing the correlation between the intrinsic quark transverse momentum and the spin of the quark in an unpolarised nucleon

$$f_{q\uparrow}(x, k_{\perp}, \vec{s}) = f_1^q(x, k_{\perp}) - \frac{1}{M} h_1^{\perp,q}(x, k_{\perp}) \vec{s} \cdot (\hat{p} \times \vec{k}_{\perp})$$

TMD effects in unpolarized SIDIS



New prelim COMPASS p_T dependences & azimuthal asymmetries



Modern multi-dimensional binnings in p_T , Q^2 , x , z , W allow for TMD evolution studies & comparison between experiments

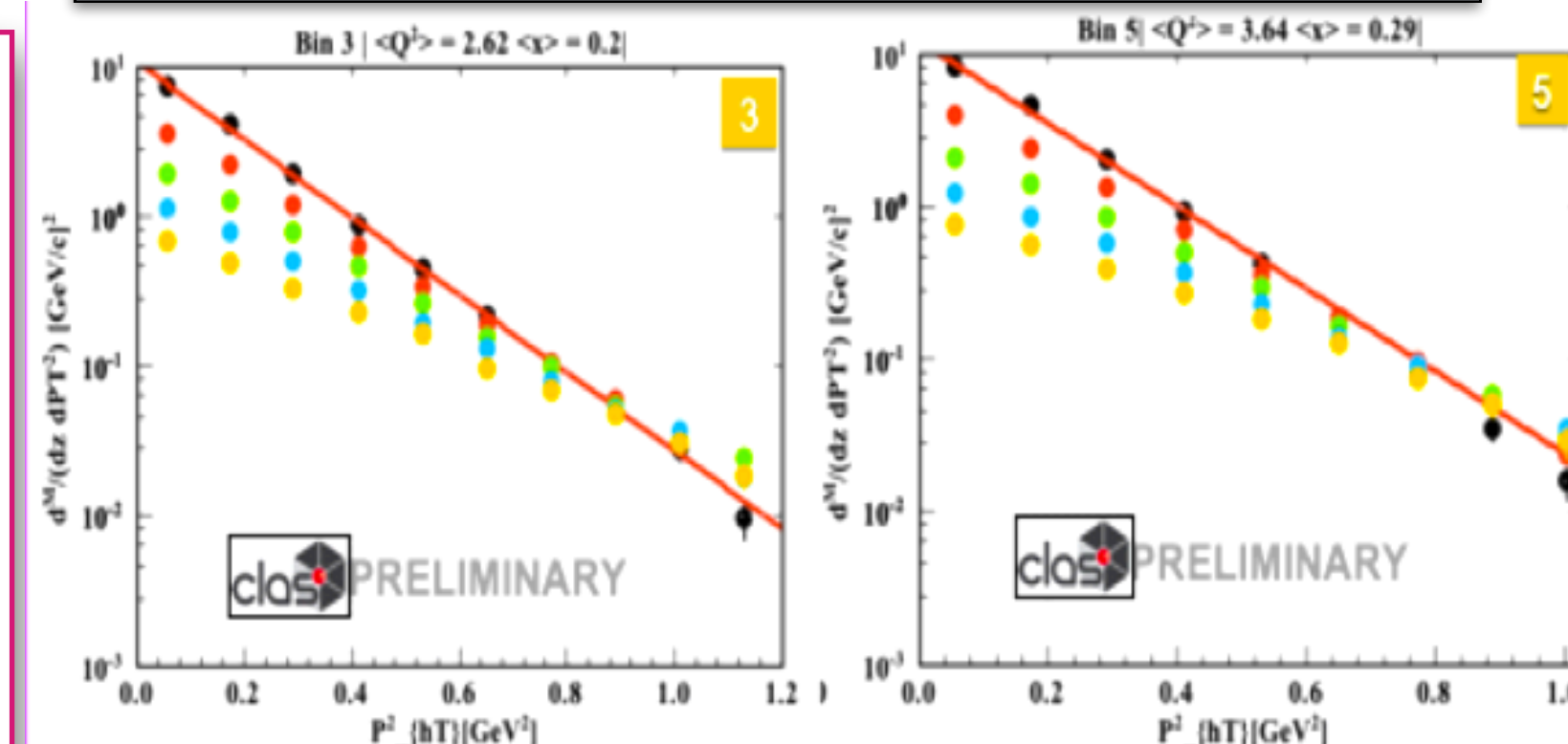
New data will help to clarify the double-Gauss structures in p_T
 - Real $\langle k_T^2 \rangle$ underestimated
 - Importance of vector-meson decays (CLAS12)

$$\frac{d^2 N^h(x, Q^2; z, P_T^2)}{dz dP_T^2} \propto \exp\left(-\frac{P_T^2}{\langle P_T^2 \rangle}\right)$$

$$\langle P_T^2 \rangle = z^2 \langle k_T^2 \rangle + \langle p_{\perp}^2 \rangle$$

Towards a more complete mapping of the SIDIS landscape - current vs. target fragmentation
 Phenomenological approximation for q_T works well for new COMPASS data.
 $q_T = P_T/z$ to validate region of TMD formalism
 [Boglione *et al.*, JHEP10 (2019) 122]

Prelim CLAS12 pion multiplicities



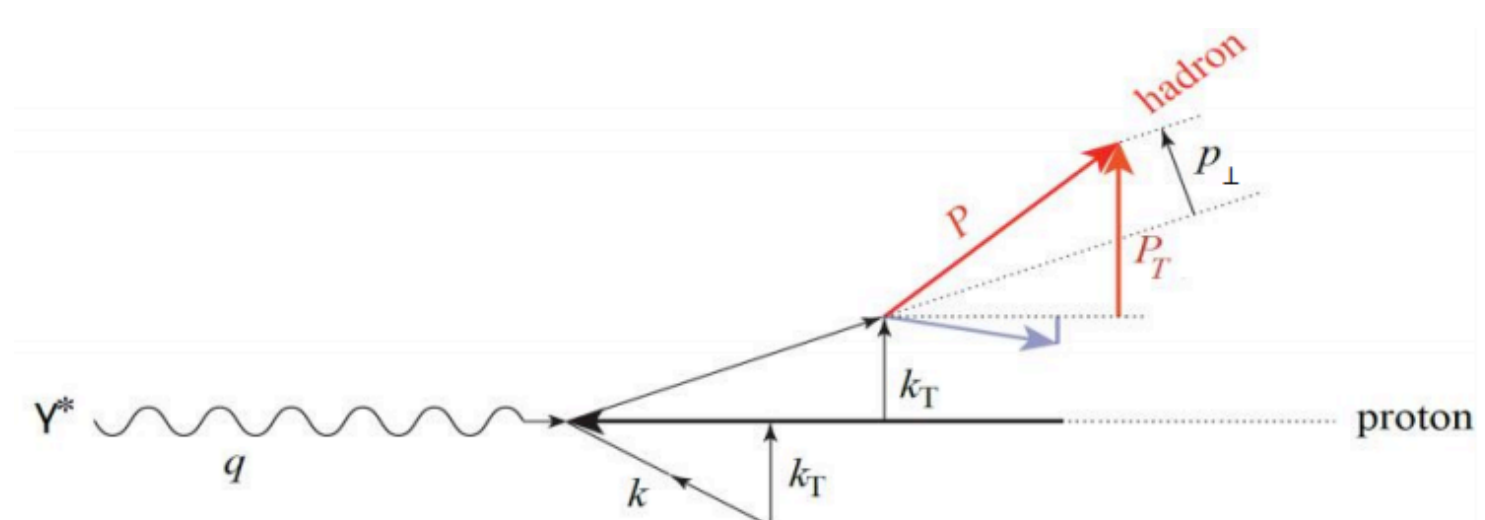
courtesy G. Angelini / H. Avakian

π^+ multiplicities in example
 (x , Q^2) bins, for various z

- 0.2 < z < 0.3
- 0.3 < z < 0.4
- 0.4 < z < 0.5
- 0.5 < z < 0.6
- 0.6 < z < 0.7

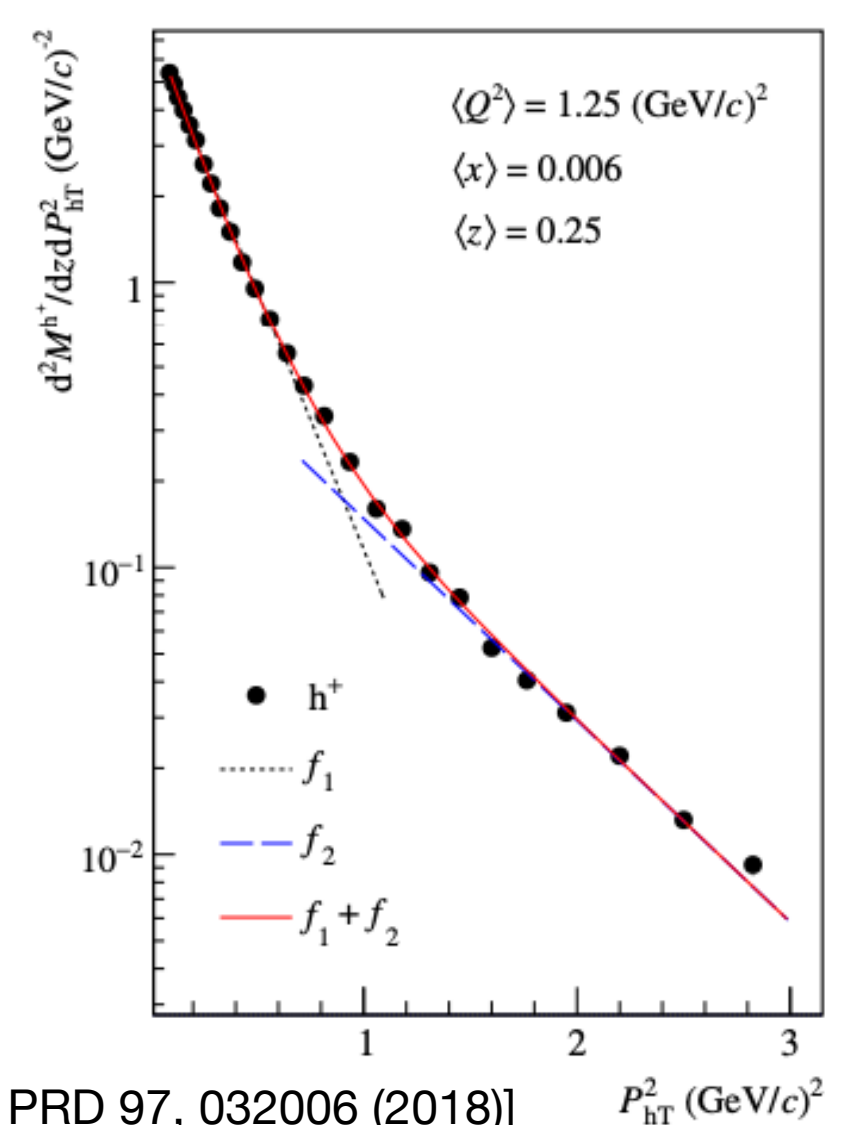
$$\frac{dM^h(x, Q^2, z)}{dz} = \frac{\sum_a e_a^2 f_a(x, Q^2) D_a^h(z, Q^2)}{\sum_a e_a^2 f_a(x, Q^2)}$$

quark-to-hadron FF
quark PDF



see talk by A. Moretti, Thursday, 12:35

- p_T distributions provide complementary information to $\cos(\phi)$ Boer-Mulders & Cahn and $\cos(2\phi)$ Boer-Mulders azimuthal asymmetries (not shown)



[COMPASS PRD 97, 032006 (2018)]

$h^+ \approx \pi^+$ dominated by u-quark scattering:

$$2\langle \sin(\phi - \phi_S) \rangle_{UT}$$

$$\simeq - \underbrace{f_{1T}^\perp(x, p_T^2)}_{\text{PDF}} \otimes \underbrace{D_1^{u \rightarrow \pi^+}(z, k_T^2)}_{\text{FF}}$$

u-quark Sivers function < 0

d-quark Sivers function > 0
(cancellation effects for π^-)

