

15th April 2021



Transverse spin asymmetries for inclusive ρ^0 production in SIDIS at COMPASS

Albi Kerbizi

on behalf of the COMPASS Collaboration



Transverse spin asymmetries for inclusive ρ^0 production in SIDIS at COMPASS

motivation

transverse spin asymmetries (TSA) in SIDIS are being measured since 2005, in particular

Collins asymmetries, dihadron asymmetries, Sivers asymmetries

HERMES	(p target, 27.5 GeV/c beam)
COMPASS	(p, d target, 160 GeV/c beam)
JLab	(^3He , 5.6 GeV/c beam)

for $h^+, h^-, \pi^+, \pi^-, \pi^0, K^+, K^-, K^0, p \rightarrow$ relevant information on nucleon structure and FFs

Transverse spin asymmetries for inclusive ρ^0 production in SIDIS at COMPASS

motivation

transverse spin asymmetries (TSA) in SIDIS are being measured since 2005, in particular

Collins asymmetries, dihadron asymmetries, Sivers asymmetries

HERMES	(p target, 27.5 GeV/c beam)
COMPASS	(p, d target, 160 GeV/c beam)
JLab	(^3He , 5.6 GeV/c beam)

for h^+ , h^- , π^+ , π^- , π^0 , K^+ , K^- , K^0 , $p \rightarrow$ relevant information on nucleon structure and FFs

TSA for vector mesons (VM) not measured

challenging measurement: low statistics and high background

Transverse spin asymmetries for inclusive ρ^0 production in SIDIS at COMPASS

motivation

transverse spin asymmetries (TSA) in SIDIS are being measured since 2005, in particular

Collins asymmetries, dihadron asymmetries, Sivers asymmetries

HERMES	(p target, 27.5 GeV/c beam)
COMPASS	(p, d target, 160 GeV/c beam)
JLab	(^3He , 5.6 GeV/c beam)

for h^+ , h^- , π^+ , π^- , π^0 , K^+ , K^- , K^0 , $p \rightarrow$ relevant information on nucleon structure and FFs

TSA for vector mesons (VM) not measured

challenging measurement: low statistics and high background

but VM production is an interesting channel

spin-1, 3x3 spin density matrix

important insights on the fragmentation process

theory and model predictions

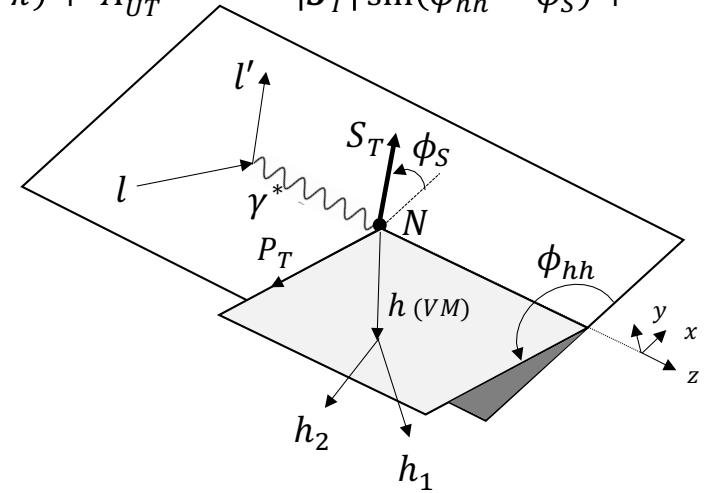
SIDIS cross section for VM production in the one-photon exchange approximation

(Bacchetta & Mulders, PRD **62** (2000) 114004)

$$\frac{d\sigma^{lN \rightarrow lh(VM)X}}{dz dx dQ^2 P_T dP_T d\phi_{hh}} \propto 1 - A_{UT}^{\sin(\phi_{hh} + \phi_S - \pi)} D_{NN} |S_T| \sin(\phi_{hh} + \phi_S - \pi) + A_{UT}^{\sin(\phi_{hh} - \phi_S)} |S_T| \sin(\phi_{hh} - \phi_S) + \dots$$

Collins asymmetry $A_{UT}^{\sin(\phi_{hh} + \phi_S - \pi)} \sim h_1^q \otimes FF_{\text{Collins}}$

Sivers asymmetry $A_{UT}^{\sin(\phi_{hh} - \phi_S)} \sim f_{1T}^\perp \otimes FF_{\text{unpolarized}}$



theory and model predictions

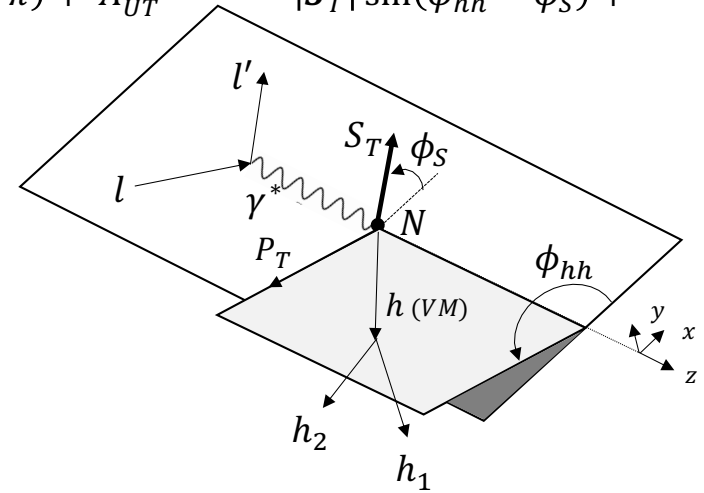
SIDIS cross section for VM production in the one-photon exchange approximation

(Bacchetta & Mulders, PRD 62 (2000) 114004)

$$\frac{d\sigma^{lN \rightarrow lh(VM)X}}{dz dx dQ^2 P_T dP_T d\phi_{hh}} \propto 1 - A_{UT}^{\sin(\phi_{hh} + \phi_S - \pi)} D_{NN} |\mathbf{S}_T| \sin(\phi_{hh} + \phi_S - \pi) + A_{UT}^{\sin(\phi_{hh} - \phi_S)} |\mathbf{S}_T| \sin(\phi_{hh} - \phi_S) + \dots$$

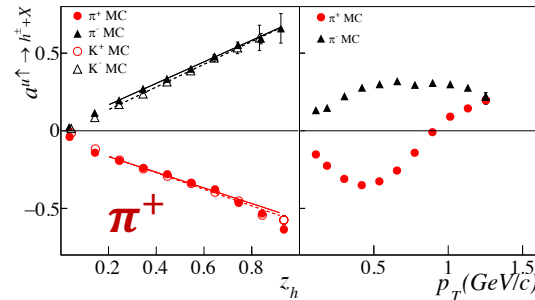
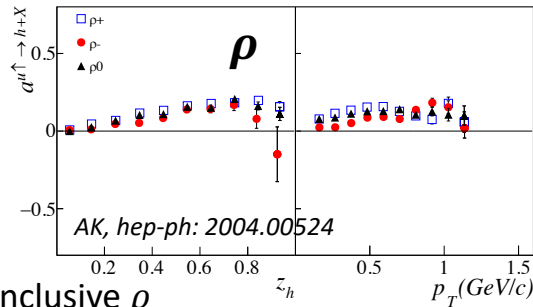
Collins asymmetry $A_{UT}^{\sin(\phi_{hh} + \phi_S - \pi)} \sim h_1^q \otimes FF_{\text{Collins}}$

Sivers asymmetry $A_{UT}^{\sin(\phi_{hh} - \phi_S)} \sim f_{1T}^\perp \otimes FF_{\text{unpolarized}}$



vector mesons are expected to have opposite and smaller Collins asymmetries w.r.t leading PS mesons
Czyzewski '96, Artru '2009, string+3P0 model

stand alone MC implementation of the quantum mechanical string+3P0 model
(fully transversely polarized u quarks)



AK, X. Artru, Z. Belghobsi, F. Bradamante, A. Martin, PRD 97 (2018) 7, 074010

prediction for inclusive ρ

DIS 2021, 15 April 2021

Albi Kerbizi (INFN Trieste)

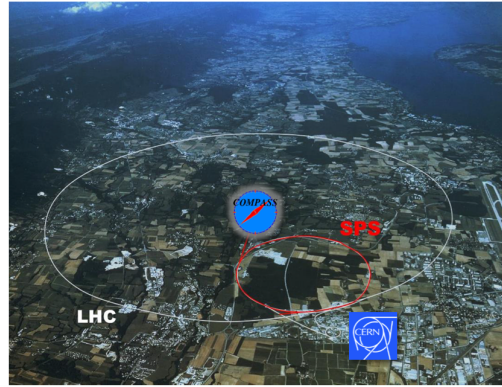
COMPASS has measured the Collins and Sivers asymmetries for ρ^0 in SIDIS

preliminary results shown here for the first time

The COMPASS experiment

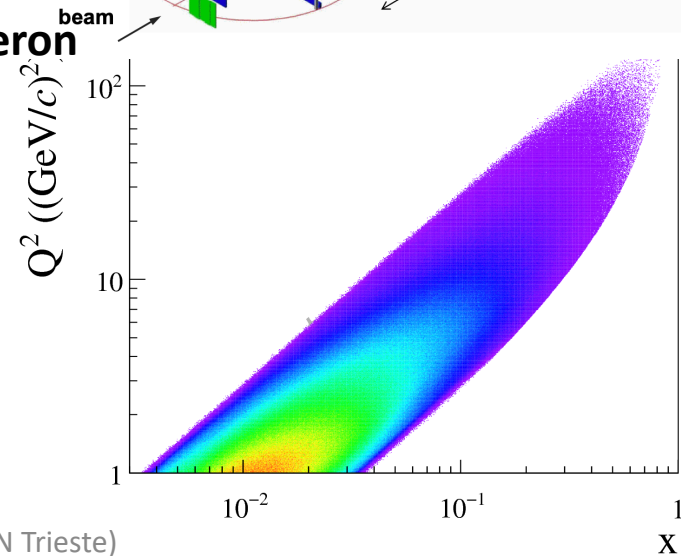


- fixed target experiment at the CERN SPS
- approved in 1997
- taking data since 2002
 - muon and hadron beams
 - spectroscopy
 - Primakoff
 - SIDIS with L (d,p) and T (p) polarized targets
 - DVCS
 - polarized Drell-Yann



2021/22: SIDIS transversely polarised deuteron

high energy beam
broad kinematic coverage



ρ^0 selection



full 2010 COMPASS data set collected with transversely polarized protons (NH_3) used

DIS event selection

$$0.003 < x < 0.7, \quad Q^2 > 1 \text{ (GeV/c)}^2, \quad W > 5 \text{ GeV/c}^2, \quad 0.1 < y < 0.9$$

hadrons selection

$$z_{h_1} > 0.1, \quad z_{h_2} > 0.1, \quad P_{h_1 T} > 0.1 \text{ GeV/c}, \quad P_{h_2 T} > 0.1 \text{ GeV/c}$$

starting from the 1h samples we have built samples for h^+h^- , h^+h^+ , h^-h^- pairs

hadron pair selection

$$E_{\text{miss}} > 3 \text{ GeV}$$

missing energy

$$0.3 < z < 0.95$$

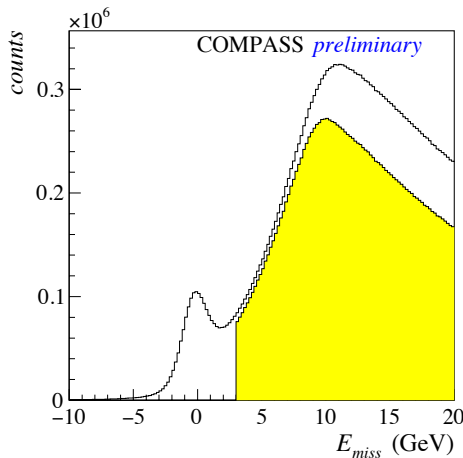
fractional energy of the pair $z = z_{h_1} + z_{h_2}$

$$0.1 < P_T < 4.0 \text{ GeV/c}$$

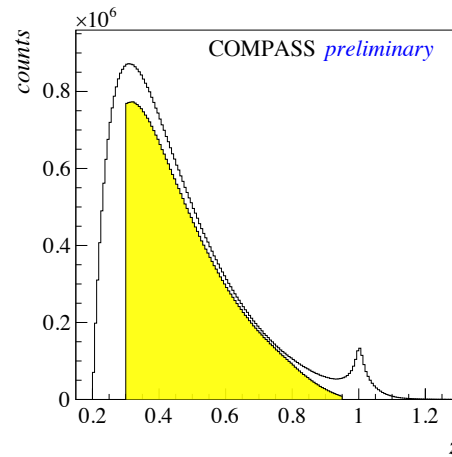
transverse momentum of the pair $\vec{P}_T = \vec{P}_{1T} + \vec{P}_{2T}$

$$0.35 < M_{hh} < 3.0 \text{ GeV/c}^2$$

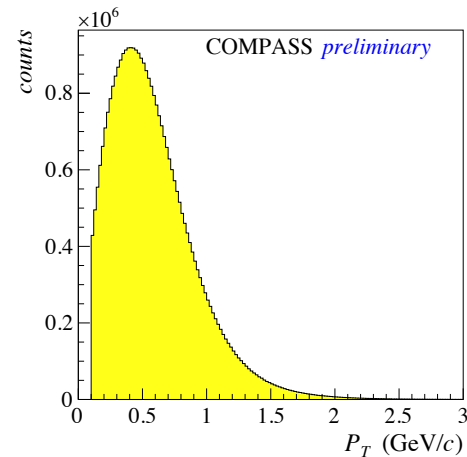
invariant mass



DIS 2021, 15 April 2021



Albi Kerbizi (INFN Trieste)



full 2010 COMPASS data set collected with transversely polarized protons (NH_3) used

DIS event selection

$$0.003 < x < 0.7, \quad Q^2 > 1 \text{ (GeV/c)}^2, \quad W > 5 \text{ GeV/c}^2, \quad 0.1 < y < 0.9$$

hadrons selection

$$z_{h_1} > 0.1, \quad z_{h_2} > 0.1, \quad P_{h_1T} > 0.1 \text{ GeV/c}, \quad P_{h_2T} > 0.1 \text{ GeV/c}$$

starting from the 1h samples we have built samples for h^+h^- , h^+h^+ , h^-h^- pairs

hadron pair selection

$$E_{\text{miss}} > 3 \text{ GeV}$$

$$0.3 < z < 0.95$$

$$0.1 < P_T < 4.0 \text{ GeV/c}$$

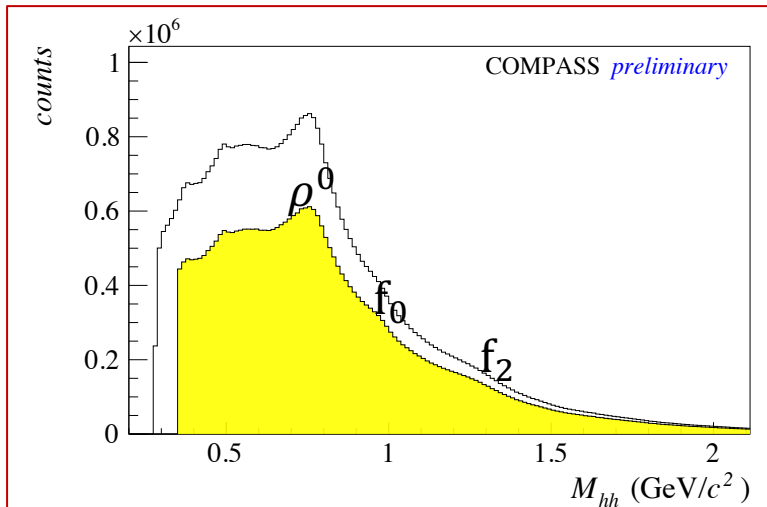
$$0.35 < M_{hh} < 3.0 \text{ GeV/c}^2$$

missing energy

fractional energy of the pair $z = z_{h_1} + z_{h_2}$

transverse momentum of the pair $\vec{P}_T = \vec{P}_{1T} + \vec{P}_{2T}$

invariant mass



ρ^0 , f_0 , and f_2 are visible

large background under the ρ^0 peak
→ a recipe for the measurement of the ρ^0
asymmetries is needed

asymmetry extraction procedure

steps for the extraction TSAs for inclusive ρ^0

- i. measure the TSA of the h+h- pairs in the invariant mass region of the ρ^0 $a_{UT}^{sin \phi_X}$
- ii. evaluate the ρ^0 fraction in the invariant mass region of the ρ^0 f_s
- iii. measure the background TSA from the side regions $A_{UT,bg}^{sin \phi_X}$
- iv. subtract the background TSA to obtain the final ρ^0 TSA

$$A_{UT}^{sin \phi_X} = \frac{1}{f_s} [a_{UT}^{sin \phi_X} - (1 - f_s)A_{UT,bg}^{sin \phi_X}]$$

$X = \text{Collins, Sivers}$

asymmetry extraction procedure

steps for the extraction TSAs for inclusive ρ^0

- i. measure the TSA of the h+h- pairs in the invariant mass region of the ρ^0 $a_{UT}^{sin \phi_X}$
- ii. evaluate the ρ^0 fraction in the invariant mass region of the ρ^0 f_s
- iii. measure the background TSA from the side regions $A_{UT,bg}^{sin \phi_X}$
- iv. subtract the background TSA to obtain the final ρ^0 TSA

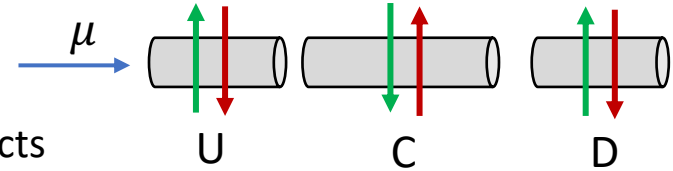
$$A_{UT}^{sin \phi_X} = \frac{1}{f_s} [a_{UT}^{sin \phi_X} - (1 - f_s)A_{UT,bg}^{sin \phi_X}]$$

X = Collins, Sivers

extraction of asymmetries

standard COMPASS methods applied for the extraction of the asymmetries (*NP B765 (2007) 31–70*)

- events with vertices in the three target cells with opposite polarizations combined in order to minimize systematic effects
- asymmetries extracted for each of the 12 periods of data taking and then combined



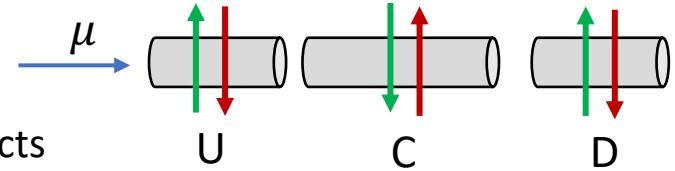
6 bins in x , z and P_T and

extraction of asymmetries

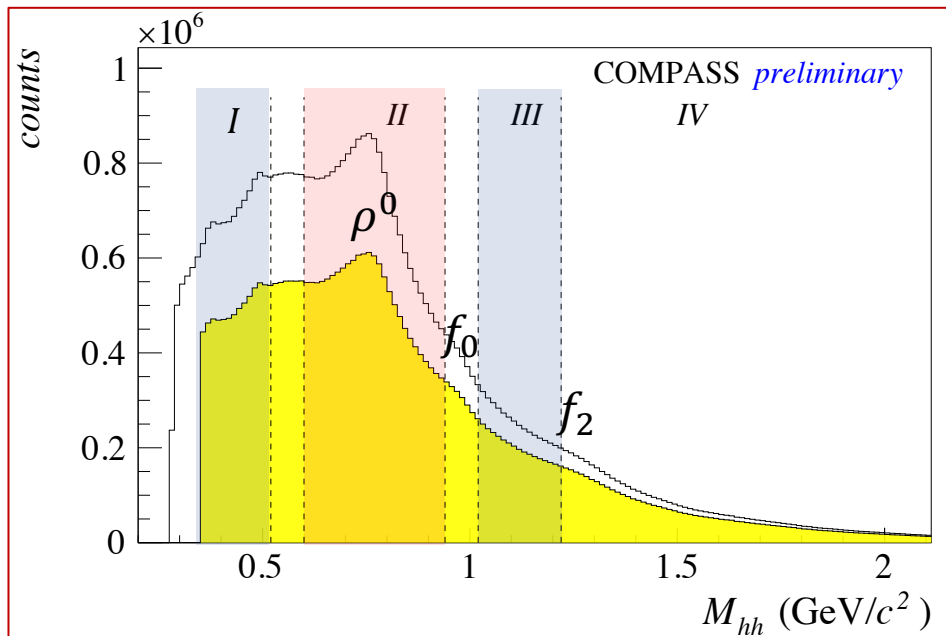


standard COMPASS methods applied for the extraction of the asymmetries (*NP B765 (2007) 31–70*)

- events with vertices in the three target cells with opposite polarizations combined in order to minimize systematic effects
- asymmetries extracted for each of the 12 periods of data taking and then combined



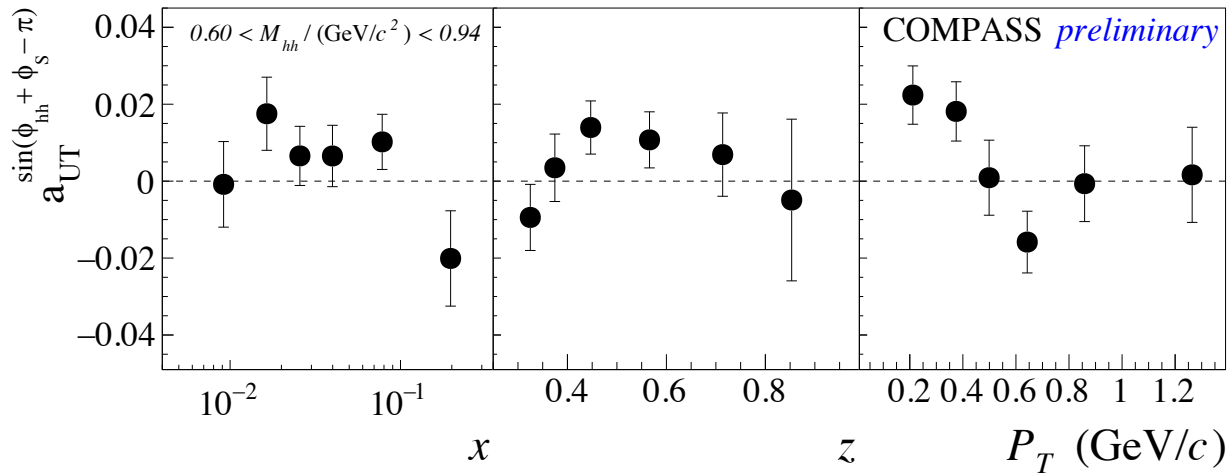
6 bins in x , z and P_T and **4 regions in invariant mass**



invariant mass regions

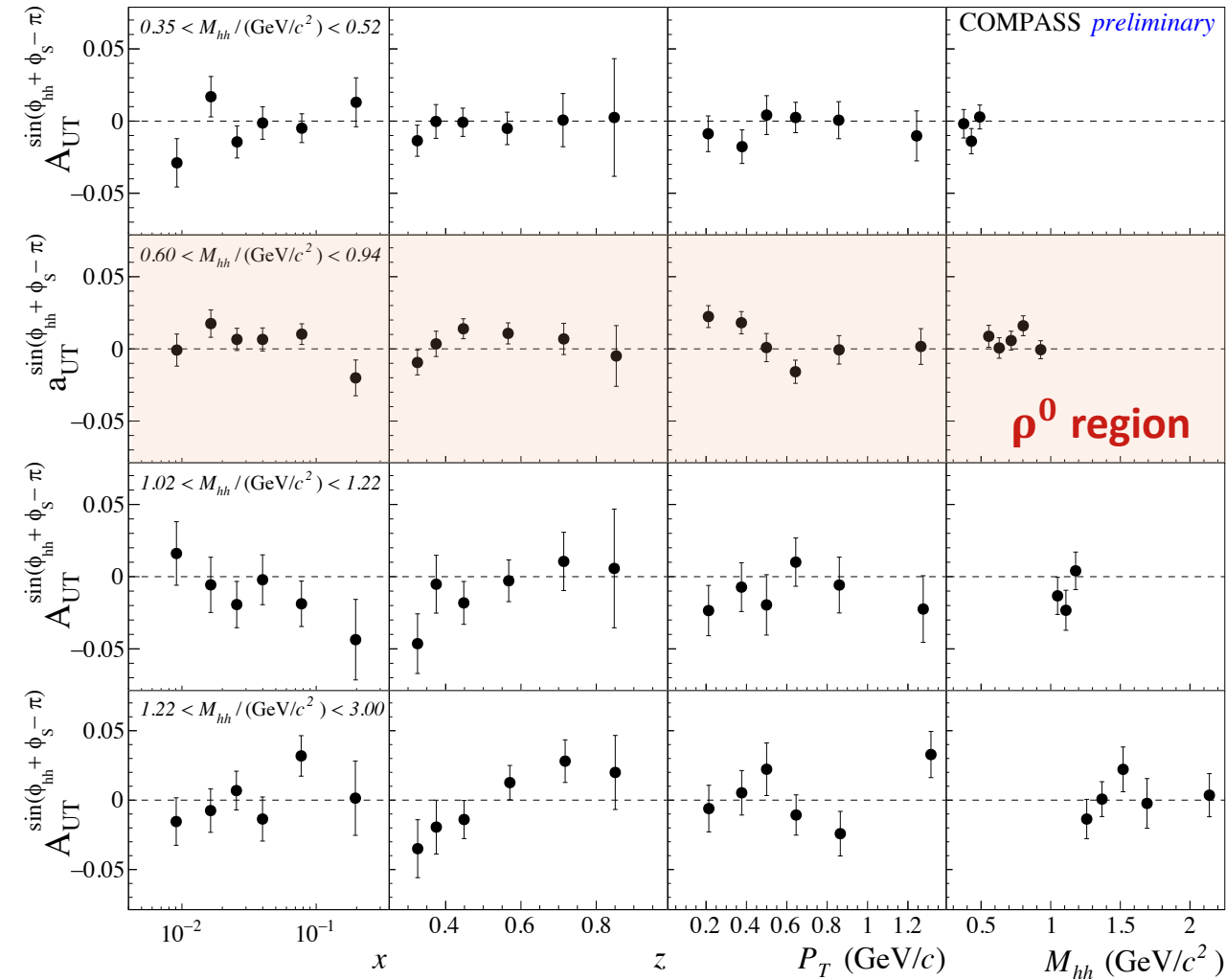
- I* $0.35 < M_{hh}/(\text{GeV}/c^2) < 0.52$
- II* $0.60 < M_{hh}/(\text{GeV}/c^2) < 0.94$
- III* $1.02 < M_{hh}/(\text{GeV}/c^2) < 1.22$
- IV* $1.22 < M_{hh}/(\text{GeV}/c^2) < 3.0$

Collins asymmetry for h^+h^- pairs as function of x , z and P_T in the ρ^0 region



indication for a positive Collins asymmetry at intermediate z and small P_T in the ρ^0 region

Collins asymmetry for h^+h^- pairs as function of x , z and P_T in the four mass regions



ρ^0 region: indication for a positive Collins asymmetry at intermediate z and small P_T

regions *I* and *III* (background): similar and compatible with zero

asymmetry extraction procedure

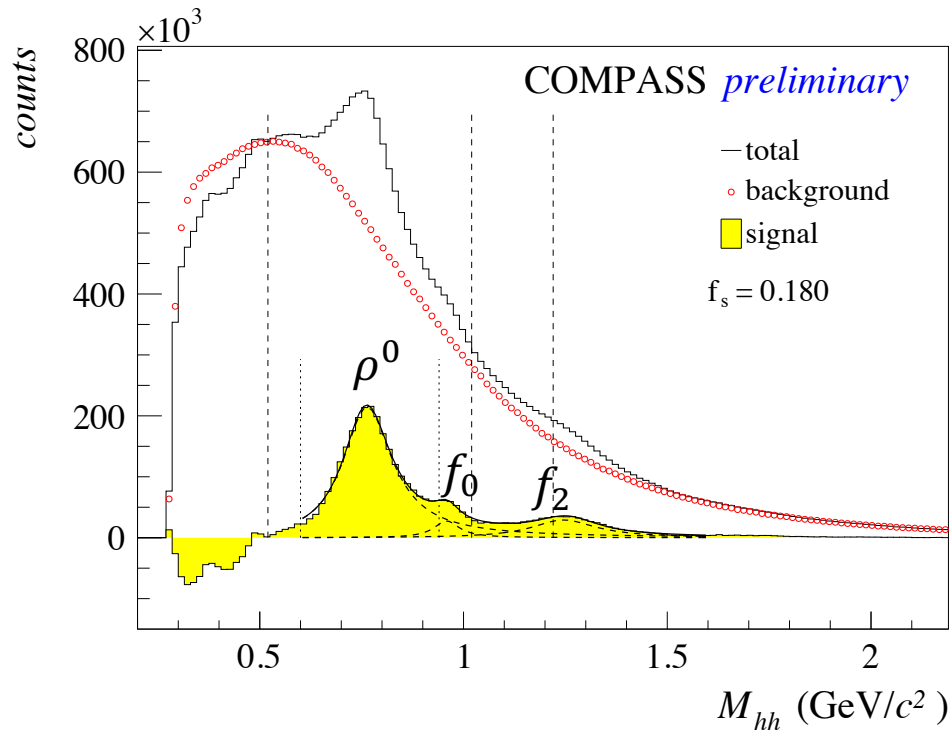
steps for the extraction TSAs for inclusive ρ^0

- i. measure the TSA of the h+h- pairs in the invariant mass region of the ρ^0 $a_{UT}^{sin \phi_X}$
- ii. evaluate the ρ^0 fraction in the invariant mass region of the ρ^0 f_s
- iii. measure the background TSA from the side regions $A_{UT,bg}^{sin \phi_X}$
- iv. subtract the background TSA to obtain the final ρ^0 TSA

$$A_{UT}^{sin \phi_X} = \frac{1}{f_s} [a_{UT}^{sin \phi_X} - (1 - f_s)A_{UT,bg}^{sin \phi_X}]$$

$X = \text{Collins, Sivers}$

result of many tests



caveat: empirical method
 same procedure for all x/z/PT bins

the shape of the background distribution is taken from the $h^+h^+ + h^-h^-$ distribution:

i. $h^+h^+ + h^-h^-$ the distribution is normalized in $M_{hh} \sim 0.5 \text{ GeV}/c^2$

ii. the scaled $h^+h^+ + h^-h^-$ distribution is subtracted from the h^+h^-

the signal distribution can be fitted with the sum of three relativistic Breit-Wigner functions for ρ^0, f_0, f_2

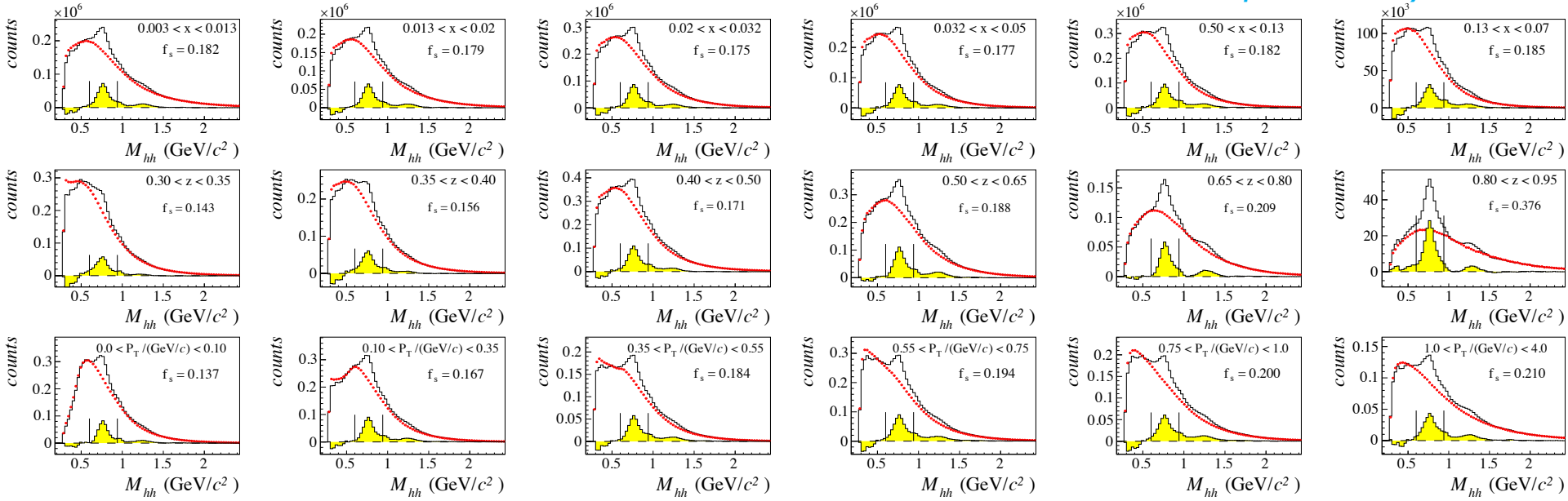
iii. the signal fraction is calculated by counting the signal yields in region II as

$$f_s = \frac{n_{\rho^0}}{n_{h^+h^-}}$$

Estimation of the signal fraction f_s as function of x , z , P_T



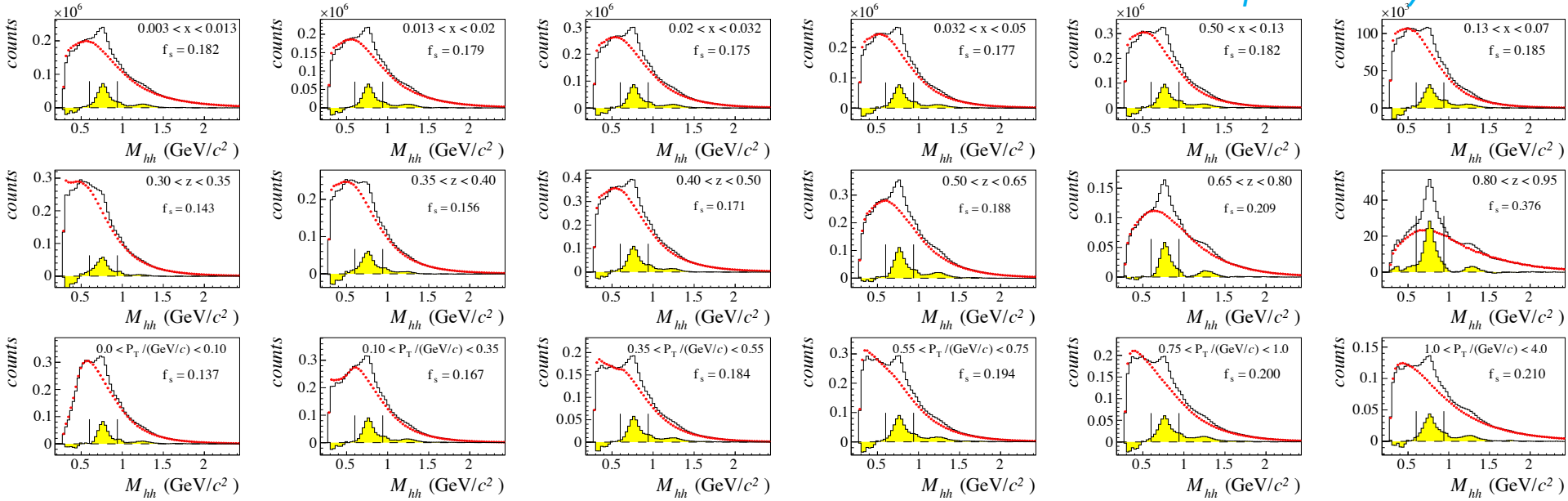
COMPASS *preliminary*



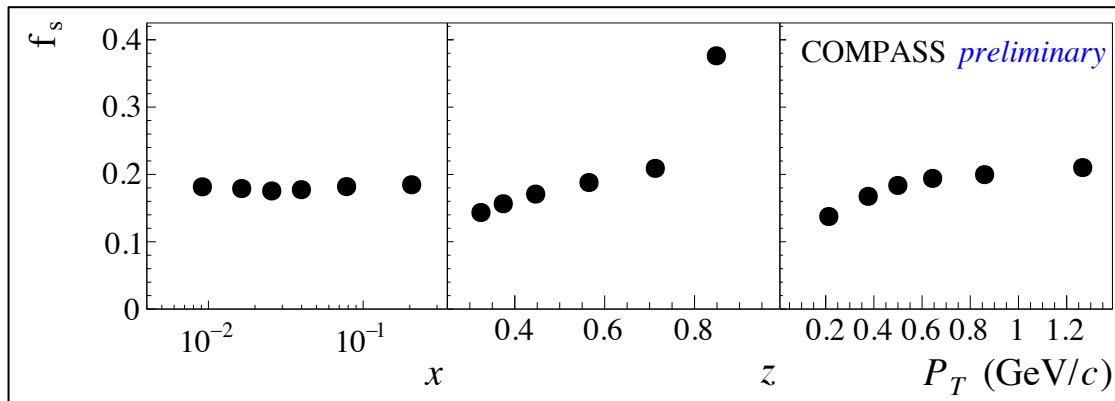
Estimation of the signal fraction f_s as function of x , z , P_T



COMPASS *preliminary*



signal fraction in bins of $x/z/P_T$



signal fraction f_s
 about 18%
 rises with z , up to 38%
 (as expected, e.g. in the string
 fragmentation model)

asymmetry extraction procedure

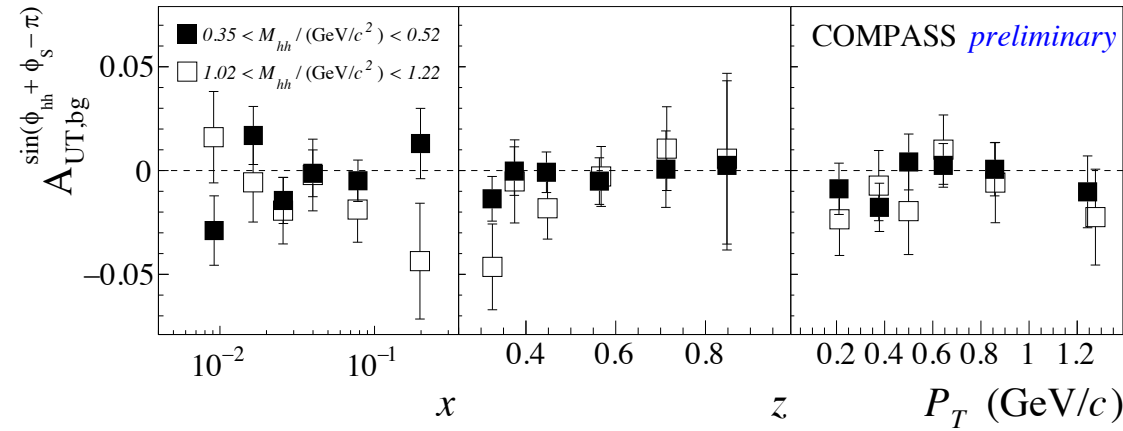
steps for the extraction TSAs for inclusive ρ^0

- i. measure the TSA of the h+h- pairs in the invariant mass region of the ρ^0 $a_{UT}^{sin \phi_X}$
- ii. evaluate the ρ^0 fraction in the invariant mass region of the ρ^0 f_s
- iii. measure the background TSA from the side regions $A_{UT,bg}^{sin \phi_X}$
- iv. subtract the background TSA to obtain the final ρ^0 TSA

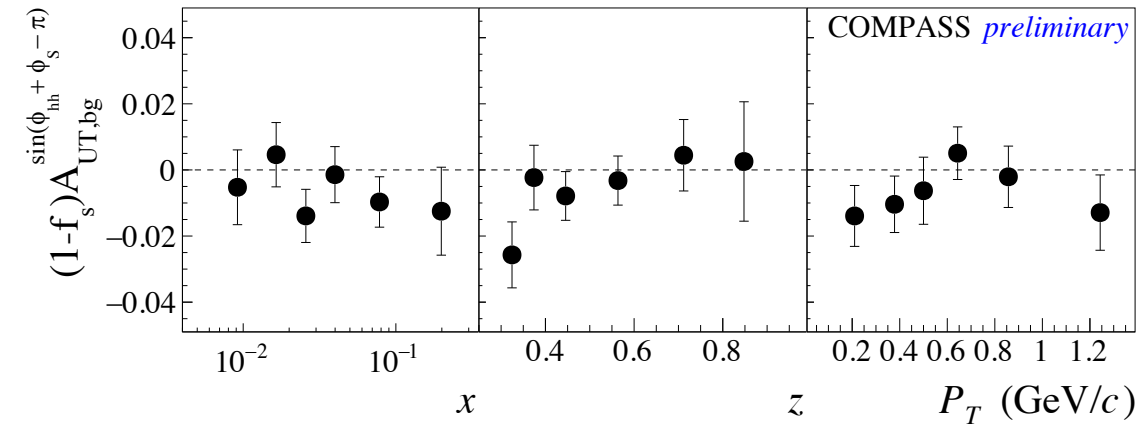
$$A_{UT}^{sin \phi_X} = \frac{1}{f_s} [a_{UT}^{sin \phi_X} - (1 - f_s)A_{UT,bg}^{sin \phi_X}]$$

$X = \text{Collins, Sivers}$

background Collins asymmetry



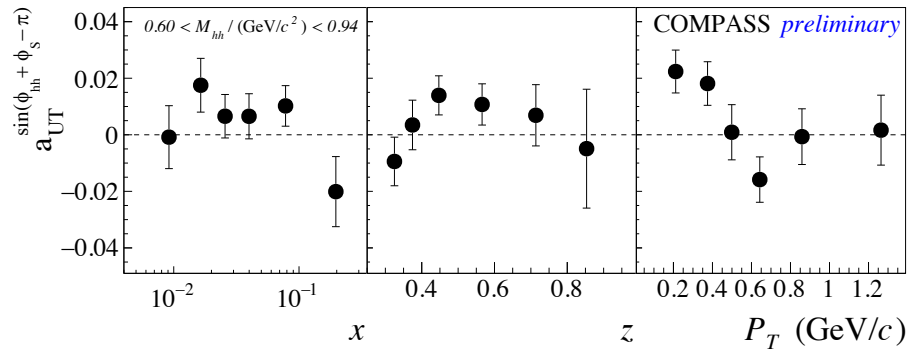
background asymmetry $A_{UT,bg}^{\sin \phi_{hh} + \phi_S - \pi}$
 arithmetic mean of asymmetries in
 regions *I* and *III*



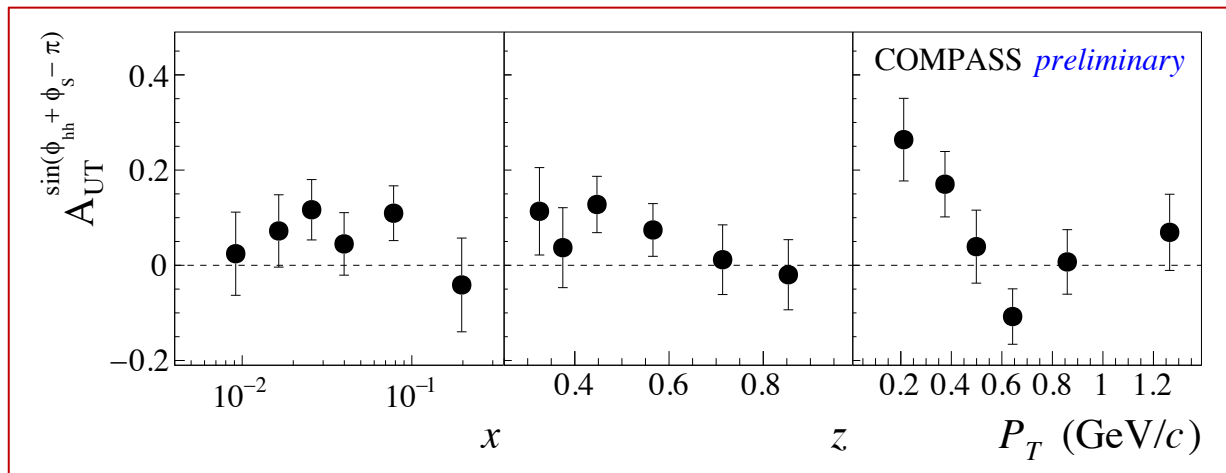
background contribution to the
 asymmetry in the ρ^0 region

$$A_{UT}^{\sin \phi_X} = \frac{1}{f_s} [a_{UT}^{\sin \phi_X} - (1 - f_s)A_{UT,bg}^{\sin \phi_X}]$$

Collins asymmetry for ρ^0



Collins asymmetry in the ρ^0 region
 $a_{UT}^{\sin \phi_{hh} + \phi_S - \pi}$



final Collins asymmetry for ρ^0

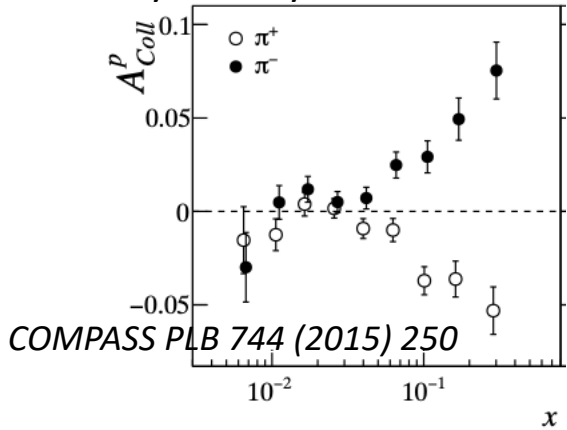
indication for a positive asymmetry

large at small P_T

(only statistical uncertainties, $\sigma_{sys} = 0.3\sigma_{stat}$)

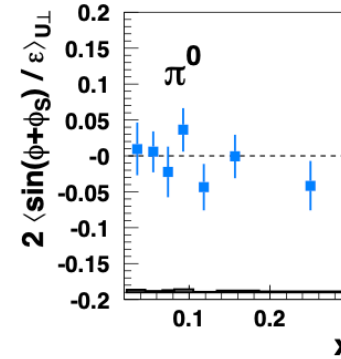
Collins asymmetry for ρ^0

Collins asymmetry for π^+, π^-

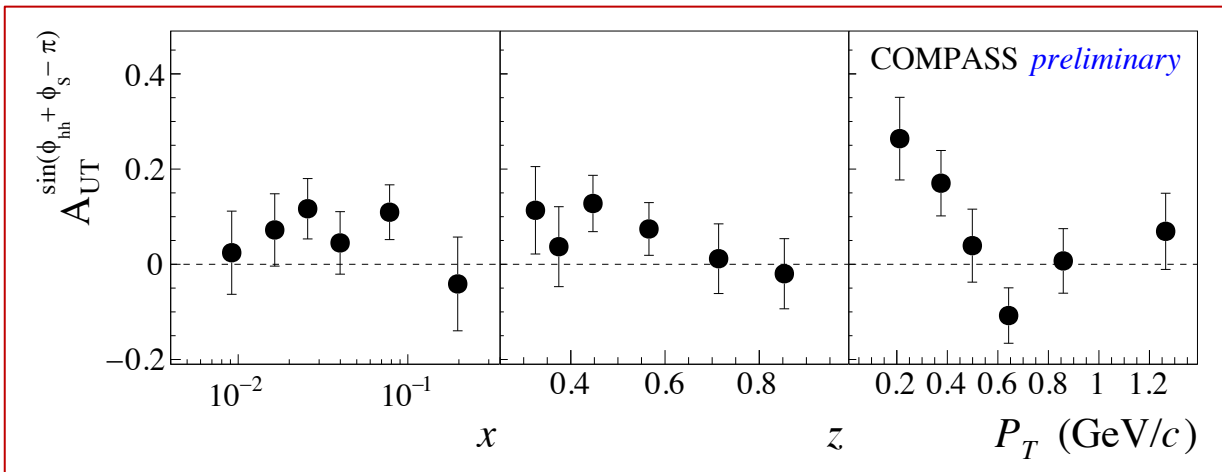


indication for opposite
Collins asymmetries for ρ^0

Collins asymmetry for π^0



HERMES JHEP 12 (2020) 010



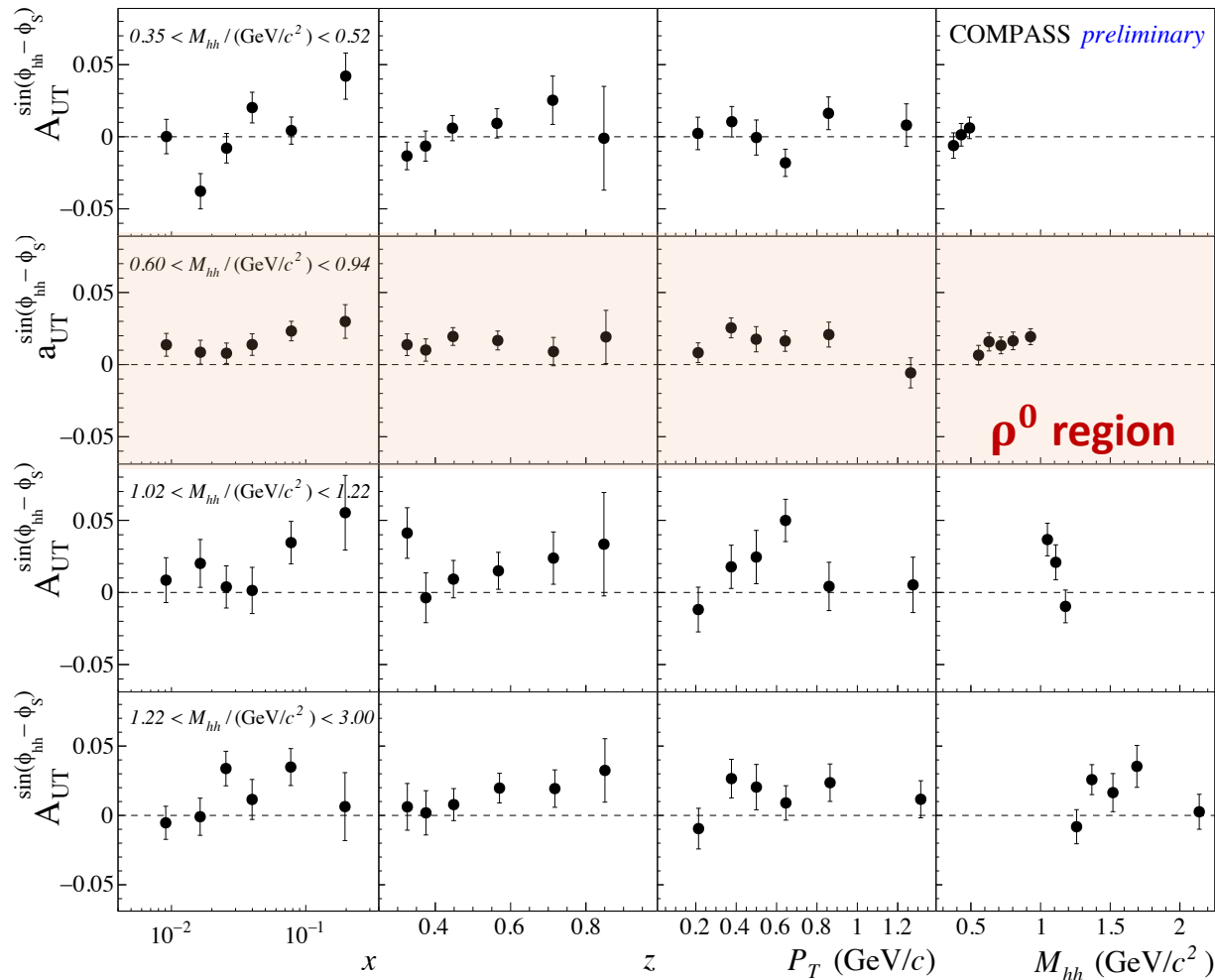
final Collins asymmetry for ρ^0

indication for a positive asymmetry

large at small P_T

(only statistical uncertainties, $\sigma_{sys} = 0.3\sigma_{stat}$)

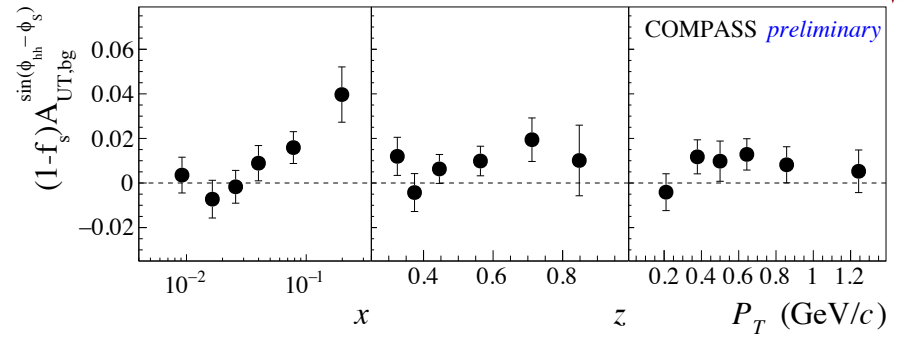
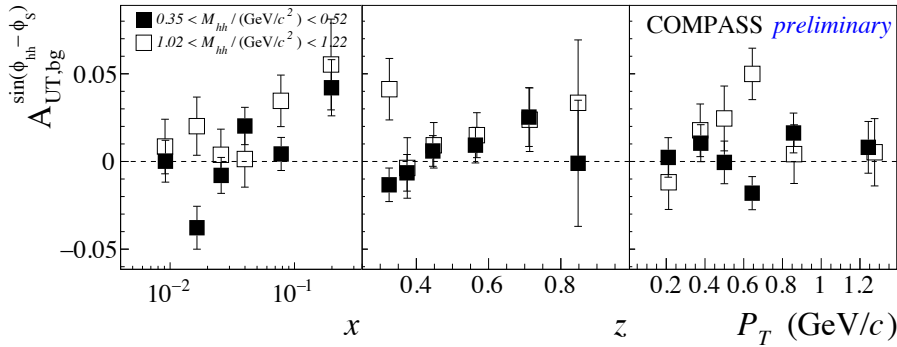
Sivers asymmetry for h^+h^- pairs as function of x , z and P_T in the four mass regions



larger effects in ρ^0 region

background asymmetry large,
compatible in regions *I* and *III*

Sivers asymmetry for ρ^0

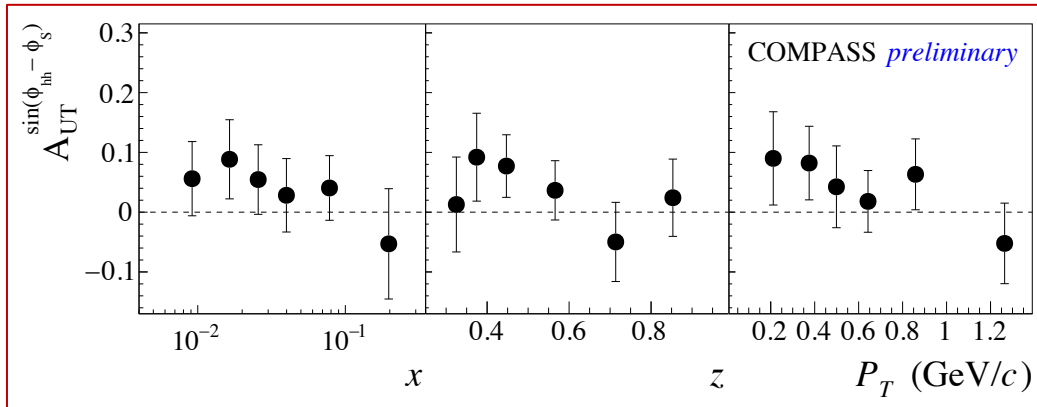


non-negligible background asymmetry, compatible with the asymmetry in the signal region

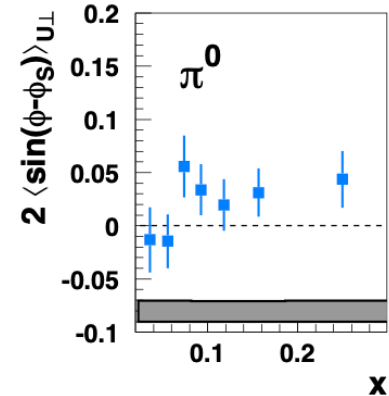
arithmetic average of the asymmetries in regions I and III

the final Sivers asymmetry for ρ^0 production is

$$A_{UT}^{sin \phi_h - \phi_S} = \frac{1}{f_S} \times \left(a_{UT}^{sin \phi_h - \phi_S} - (1 - f_S) A_{UT,bg}^{sin \phi_h - \phi_S} \right)$$



Sivers asymmetry for π^0



HERMES JHEP 12 (2020) 010

indication for a positive asymmetry

(only statistical uncertainties, $\sigma_{sys} = 0.3\sigma_{stat}$)

conclusions

- COMPASS has measured the Collins and Sivers asymmetries for inclusively produced ρ^0
- indication for a positive Collins asymmetry for ρ^0 , opposite to the asymmetry for π^+ , as expected from models
- indication for a positive Sivers asymmetry, as expected