

Single hadron multiplicities in SIDIS @ COMPASS

Yann Bedfer

CEA/DPhN Saclay

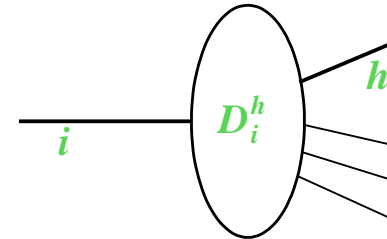
On behalf of the COMPASS collaboration

September 3, 2019



Motivation: FFs

- SIDIS $lN \rightarrow lhX$ gives access to **Fragmentation Functions (FFs)**
- **Collinear** FFs $D_i^h(z, Q^2)$ describe the collinear transition of a parton i into a hadron h carrying energy fraction $z = E_h/E_i$.
 - Non-perturbative universal objects.
 - Factorisation: $\text{FF} \otimes \text{parton-level X-section} [\otimes \text{PDF}]$ (+ power suppressed...)
 - Scale evolution: $dD_q^h(z, Q^2)/d\ln Q^2 = [P_{qq} \otimes D_q^h + P_{gq} \otimes D_g^h](z, Q^2)$
- FFs are needed in analyses with a hadron in the final state
(when a hadron is **inclusively** detected in **hard** scattering)
- Cleanest way to access FFs: e^+e^- annihilation. However...
 - ... only sensitive to $q + \bar{q}$, flavour separation limited.
 - In SIDIS, q/\bar{q} and flavour separation possible. However...
 - ... FFs are convoluted with PDFs.
 - pp : $pp \rightarrow hX$ at high pT : little flavour/charge separation, but with gluon at leading order
 $pp \rightarrow (\text{jet } h)X$, see PRD 92 (2015),
 - **SIDIS data are crucial to understand parton fragmentation**



Motivation: PDFs

$$(\Delta)\sigma^h \stackrel{\text{LO}}{\propto} \sum e_q (\Delta)q(x, Q^2) \int D_q^h(z, Q^2) dz \quad \Rightarrow \text{Tagging of quark flavour}$$

- **Polarised PDFs (pPDFs)**

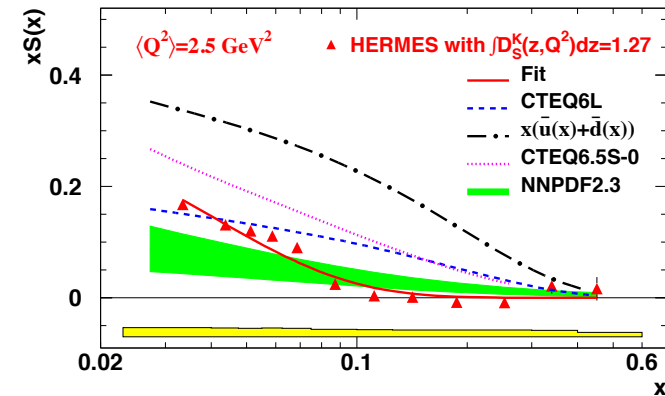
- SIDIS data in several global QCD fits of pPDFs, *e.g.*:

DSSV*: PRL 113 (2014), JAM17: PRL 119 (2017), NNPDFpol1.1: NP B887 (2014)

- **PDFs: well known. . . but for Strangeness**

- LO extraction of $S(x)$ ($S = s + \bar{s}$) @ high x

from HERMES d data: PRD 89 (2014)



- **Simultaneous** fit of FFs and PDFs, by JAM and DSS groups

Multiplicity Measurement in SIDIS

- Multiplicity is number of hadrons *per* inclusive DIS event

$$\frac{dM^h(x, z, Q^2)}{dz} = \frac{d^3\sigma^h(x, z, Q^2)/dx dz dQ^2}{d^2\sigma^{DIS}/dx dQ^2}$$

- Measurements need to be corrected for various effects:

- Spectrometer acceptance. . .
 . . . taking p_T and azimuth ϕ_h into account

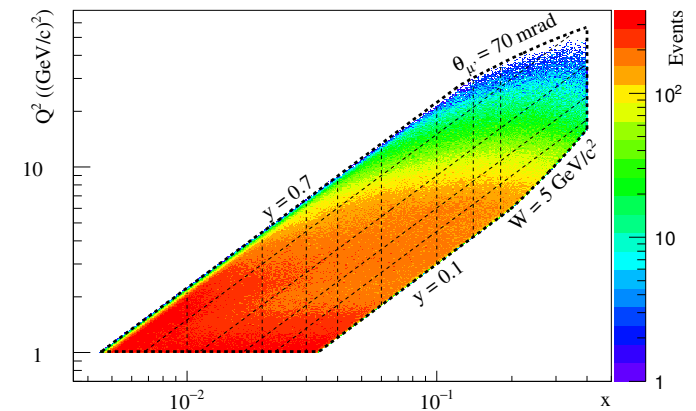
- ParticleID efficiency and purity

- Radiative effects

- Diffractive vector meson production

*(Subtracted based on Handbag Model by Goloskokov and Kroll
 using MC generator HEPGEN)*

- Feed-down from weak decays of charmed hadrons
(Negligible in our measured z range ($z > 0.2$))



Multiplicity Measurement in SIDIS (*cont'd*)

- **Radiative Corrections:** Three approaches considered:
 1. **TERAD** (*i.e.* **Incl.DIS**)-based + empirical correction for hard photon. . .
 . . . impact on kinematics and phase-space of SIDIS
Used in earliest analyses
 2. **RADGEN**-based: **Monte Carlo generation of radiative events.** . . .
 . . . impact on kinematics on a *per* event basis
 Disagreement w/ COMPASS data \Rightarrow **Abandoned**
 3. **DJANGO**-based: **Monte Carlo generation of radiative events.** . . .
Good agreement w/ COMPASS data \Rightarrow Retained in latest analysis
 - Ongoing discussion I.Akushevich, A.Afanasev (*RADGEN*) and H.Spiesberger (*DJANGO*):
 Novel Probes of the Nucleon Structure, JLab, MCEGs for future ep and eA facilities, DESY
- **Acceptance correction**
 - 3D, along x, y, z
 z -dependent y bin-width to stay w/in momentum range of RICH particleID
 - p_T : Reasonably flat acceptance along p_T
 - ϕ_h : Relying of extensive ϕ_{lab} coverage of COMPASS. . .
 . . . to integrate out $\cos\phi_h$, $\cos 2\phi_h$ and $\sin\phi_h$ modulations.

COMPASS: Spectrometer

○ μ^\pm Beam (SIDIS)

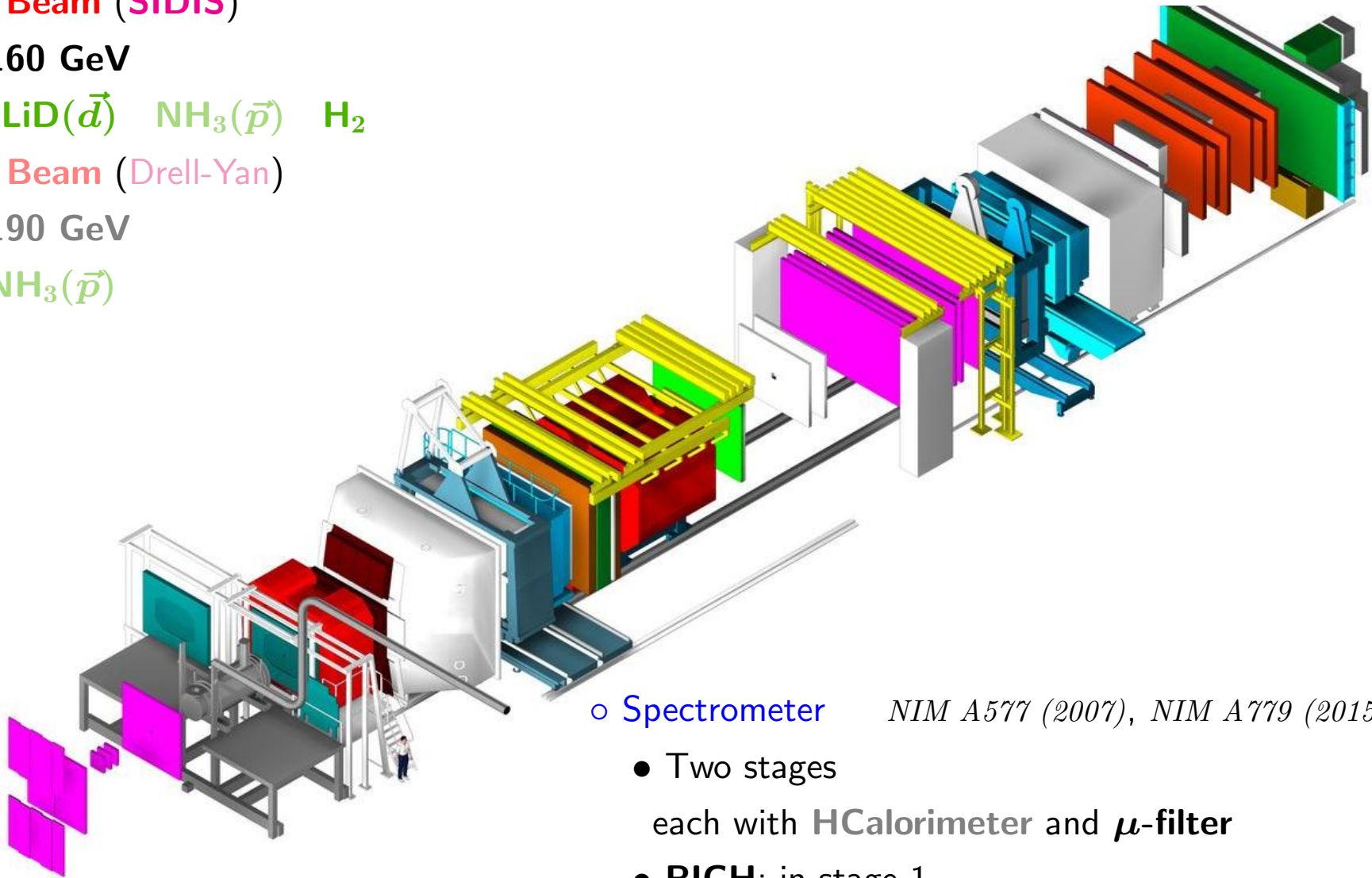
- 160 GeV

- ${}^6\text{LiD}(\vec{d})$ $\text{NH}_3(\vec{p})$ H_2

○ π^- Beam (Drell-Yan)

- 190 GeV

- $\text{NH}_3(\vec{p})$



○ Spectrometer *NIM A577 (2007), NIM A779 (2015)*

- Two stages
each with **HCalorimeter** and **μ -filter**
- **RICH**: in stage 1
- **ECalorimeters(0,1,2)**

Multiplicity of π^\pm on isoscalar target (${}^6\text{LiD}$)

- PLB764 (2017) 1

- **3D binning:** $x \times y \times z$

- LO QCD Fit,

using Hirai, Kumano software with:

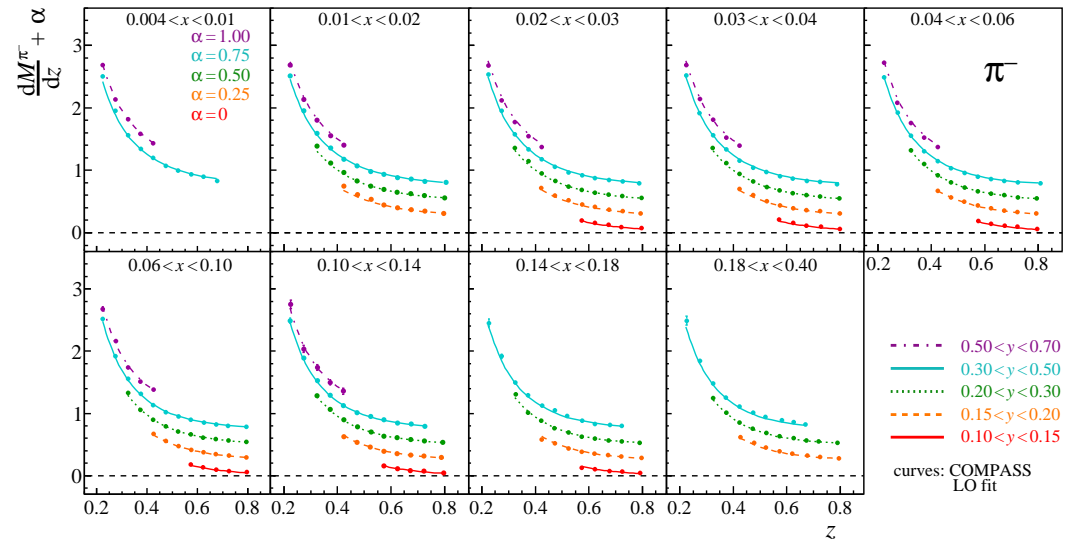
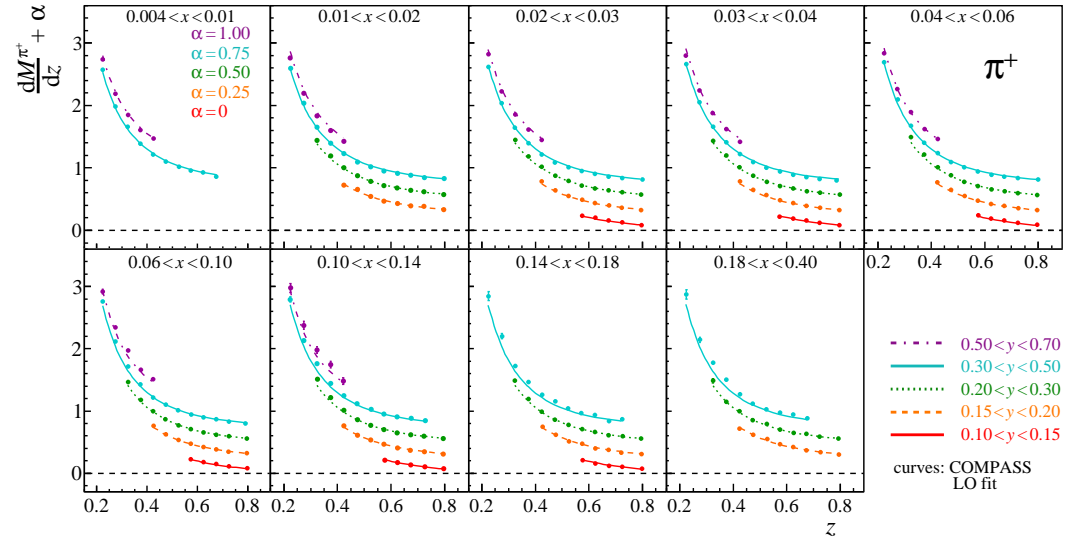
$$D_{fav}^\pi = D_u^{\pi^+} = D_{\bar{d}}^{\pi^+} \text{ and c.c.}$$

$$D_g^\pi \text{ (in } Q^2 \text{ evolution only)}$$

Simplification:

$$D_{unf}^\pi = D_q^{\pi^\pm}, \forall \text{ non-valence } q$$

- Also unidentified h^\pm



Multiplicity of K^\pm on isoscalar target (${}^6\text{LiD}$)

- PLB767 (2017) 133

- LO QCD Fit

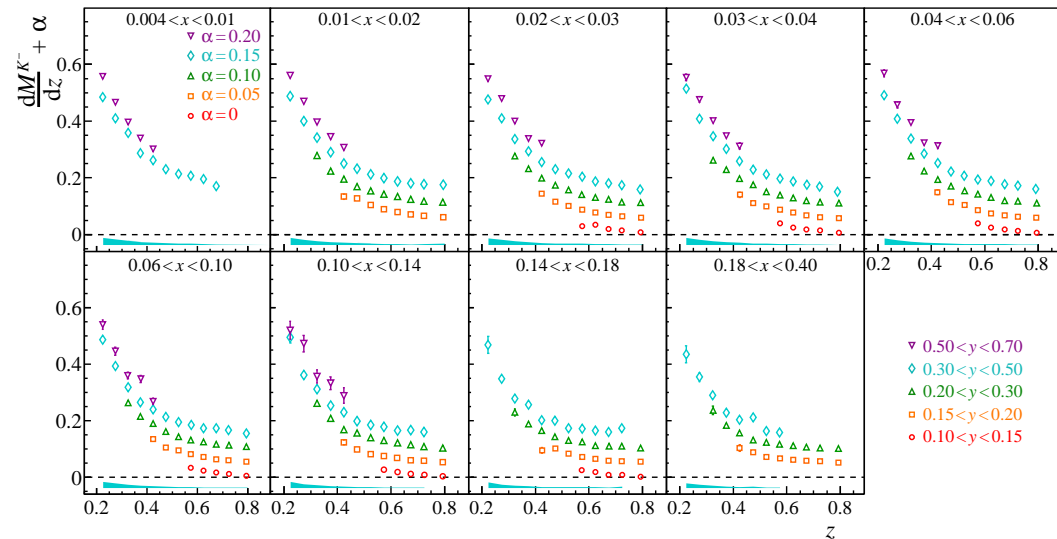
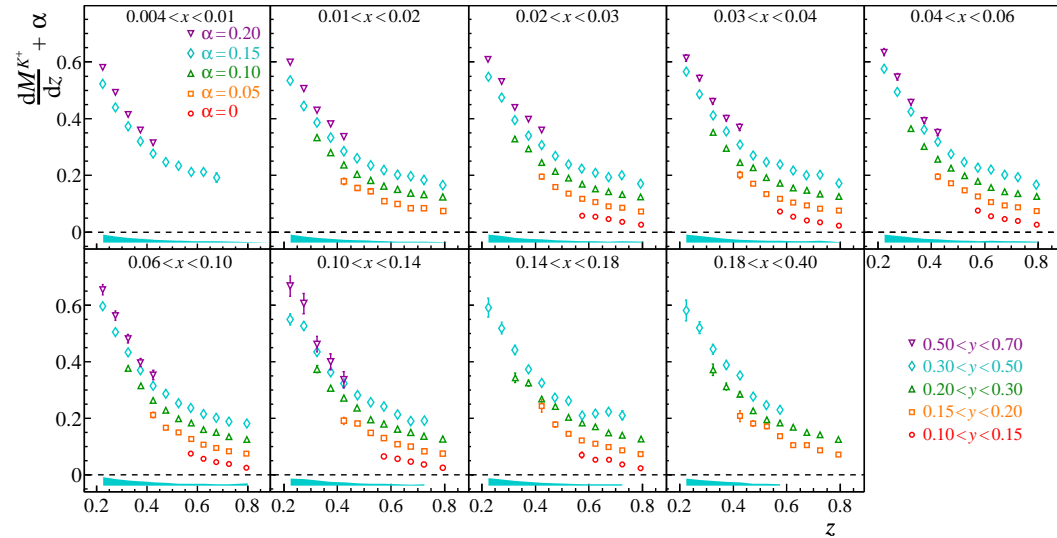
$$D_{fav}^K = D_u^{K^+} \text{ and } c.c.$$

$$D_{str}^K = D_{\bar{s}}^{K^+} \text{ and } c.c.$$

$$D_g^K$$

$$D_{unf}^K = D_q^{K^\pm}, \forall \text{ non-valence } q$$

unstable \Rightarrow *not displayed*



Comparison w/ Other SIDIS Measurements

- **EMC:** h^\pm ZPC52 (1991), **HERMES:** π^\pm, K^\pm PRD87 (2013), **JLab E00-108:** π^\pm : PRC85 (2012)
- Sum/Ratio of **integrals** (*over measured z range*) **averaged over y** / **integrated over Q^2**

$$\mathcal{M} = \int \frac{dM}{dz} dz \quad (\mathcal{D} = \int D dz)$$

LO pQCD + simplifying assumptions yield simple expressions and **provide guidance**

(Shown is the **isoscalar target** case)

$$\circ \mathcal{M}^{\pi^+} + \mathcal{M}^{\pi^-} \stackrel{\text{LO}}{=} \mathcal{D}_{fav}^\pi + \mathcal{D}_{unf}^\pi - \frac{2S}{5Q + 2S} (\mathcal{D}_{fav}^\pi - \mathcal{D}_{unf}^\pi) \simeq \mathcal{D}_{fav}^\pi + \mathcal{D}_{unf}^\pi$$

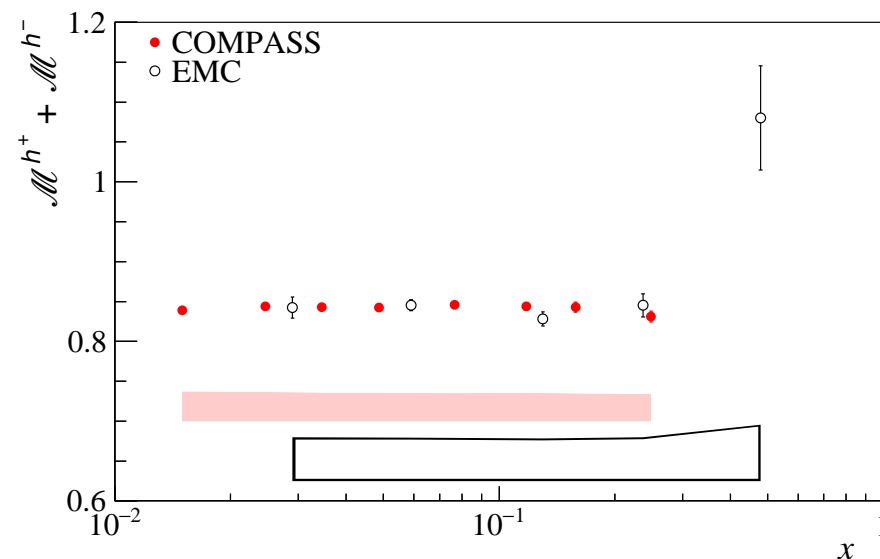
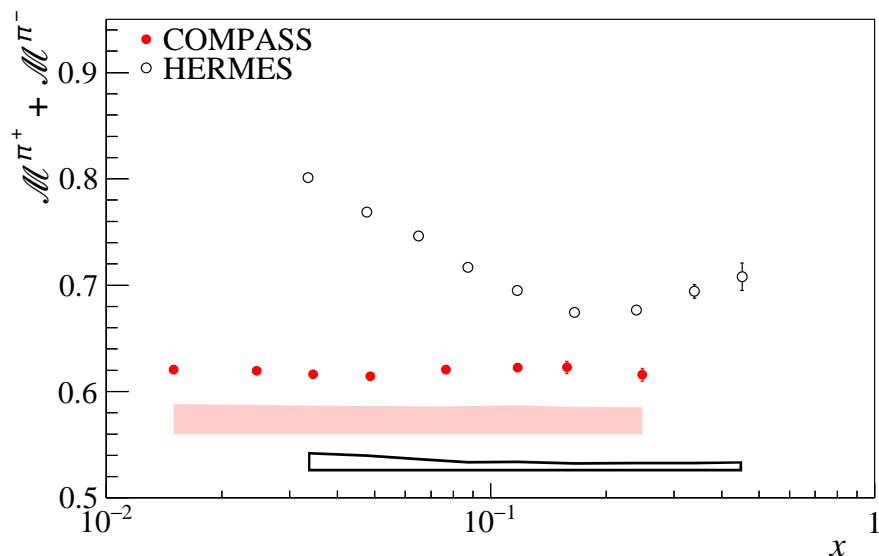
$$Q = u + \bar{u} + d + \bar{d}, S = s + \bar{s}$$

\Rightarrow depends on x only weakly *via* $\mathcal{D}(Q^2)$ evolution and x/Q^2 correlation at fixed target.

$$\circ 5(\mathcal{M}^{K^+} + \mathcal{M}^{K^-}) \stackrel{\text{LO}}{\simeq} 4\mathcal{D}_{fav}^K + 6\mathcal{D}_{unf}^K + S/Q \mathcal{D}_S^K$$

Comparison w/ Other SIDIS Measurements: π Multiplicity Sum

- COMPASS data averaged over y



⇒ Discrepancy w/ HERMES, beyond systematics uncertainty

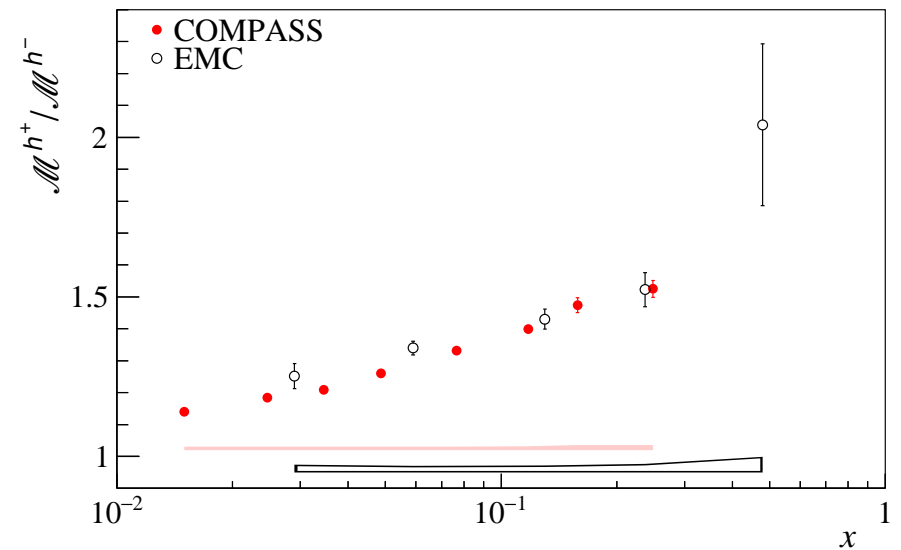
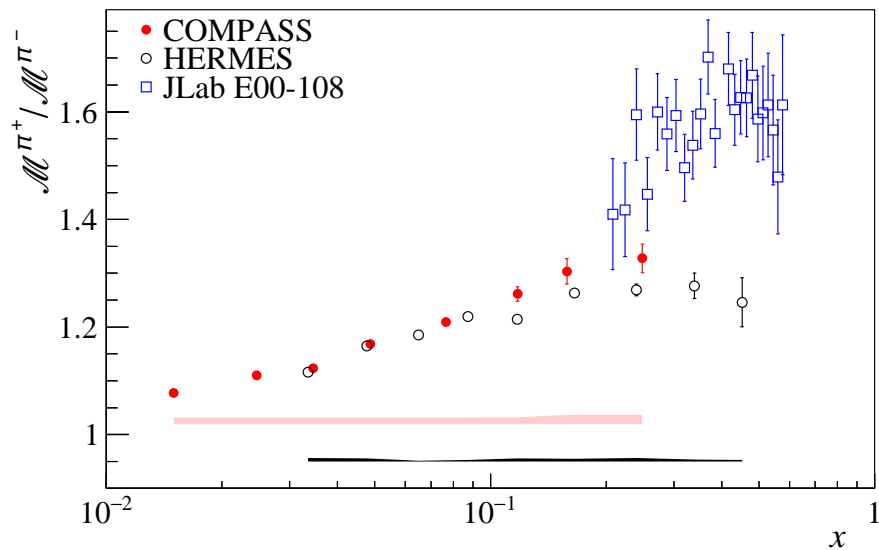
⇒ COMPASS (*averaged over y*) and EMC agree w/ LO pQCD prediction

Caveat:

- **One of two available HERMES data sets**, *viz.* $x \times z$ as opposed to $Q^2 \times z$
- Q^2 differs among the experiments

π^+/π^- Multiplicity Ratio

- The ratio π^+/π^- is interesting because of cancellation of many systematic errors.

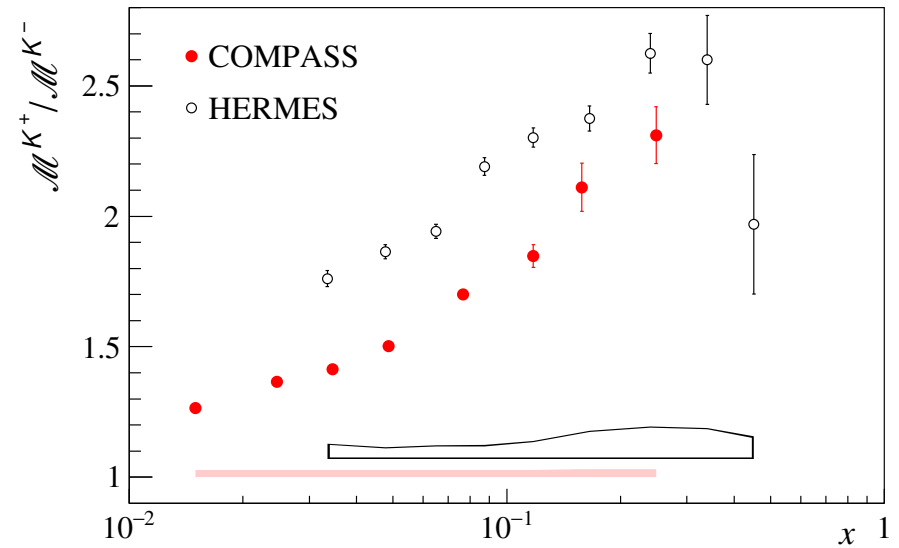
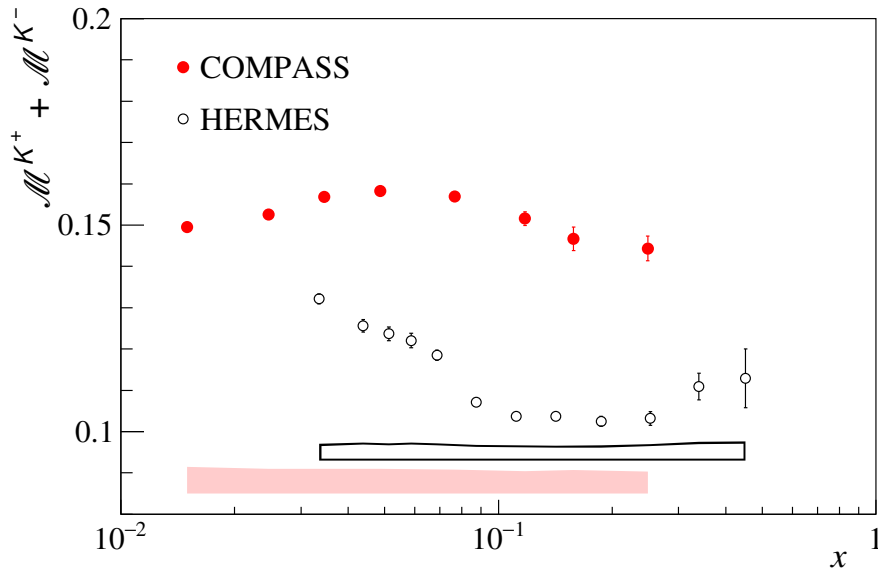


⇒ Agreement with HERMES, w/in uncertainty

⇒ HERMES vs. JLab discrepancy at high x likely due to different W range
and possible higher twist contribution

K Multiplicity Sum and Ratio

- Comparison w/ HERMES $x \times z$ data set

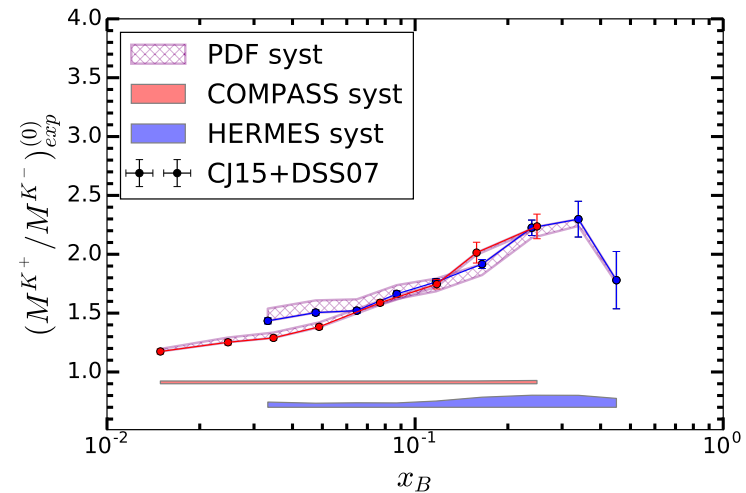
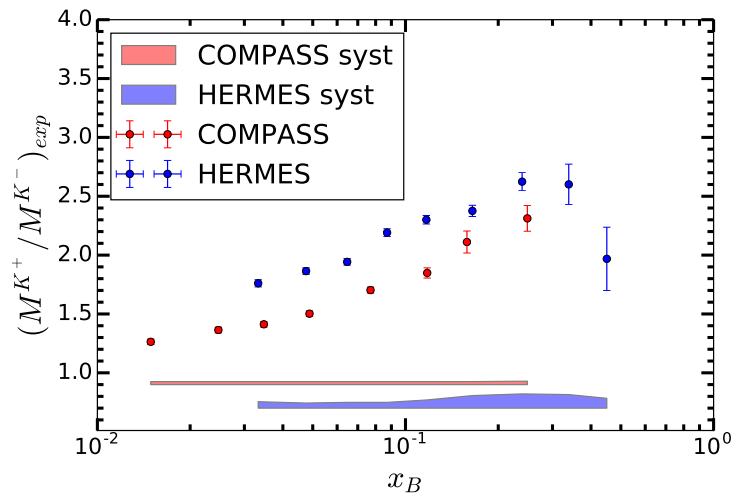
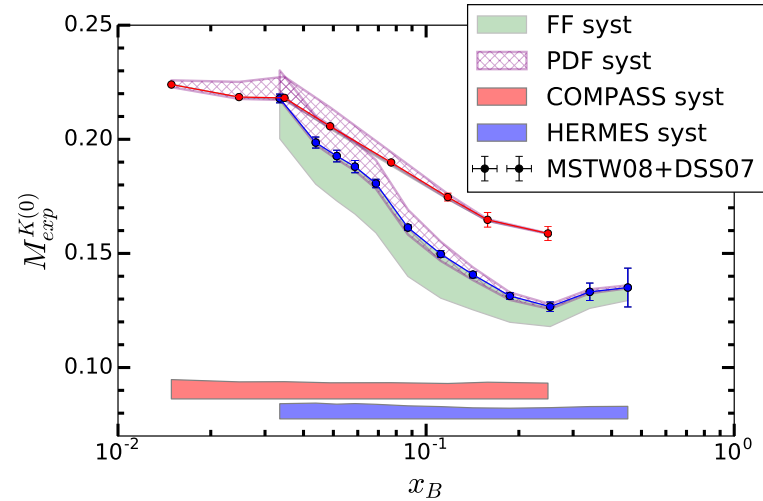
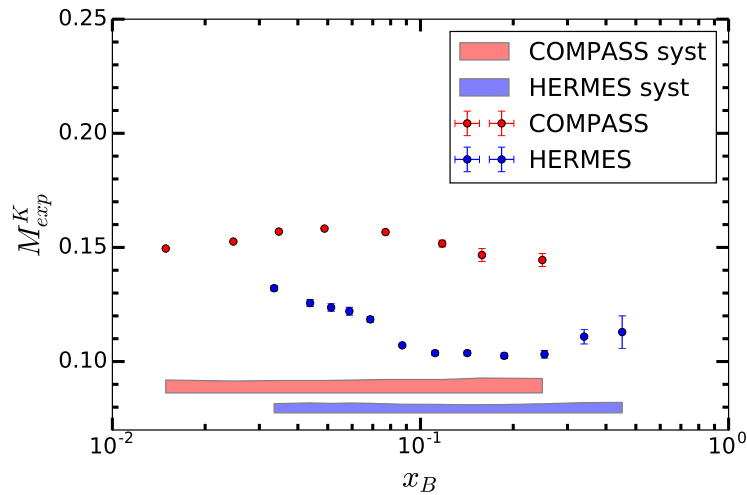


⇒ Significant differences between COMPASS and HERMES

- Shape of $\mathcal{M}^{K^+} + \mathcal{M}^{K^-}$
- Mean value of $\mathcal{M}^{K^+} + \mathcal{M}^{K^-}$, while at high x it's, approx., a combination of \mathcal{D}_q
(Note: COMPASS on top, contrary to π case)
- Ratio, whereas there's agreement for pions

- Guerrero and Accardi PRD97 (2018): discrepancy suppressed by Hadron Mass Corrections

J. V. Guerrero and A. Accardi, PRD97 (2018) 114012

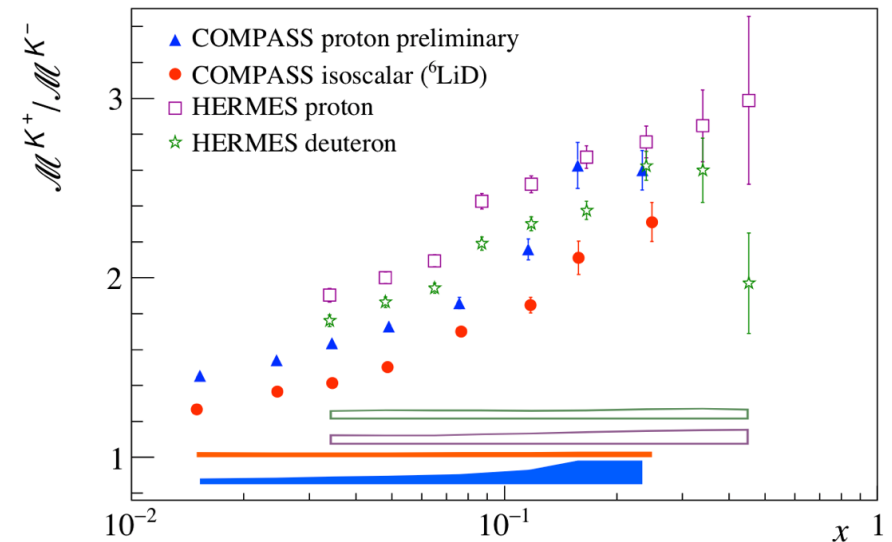
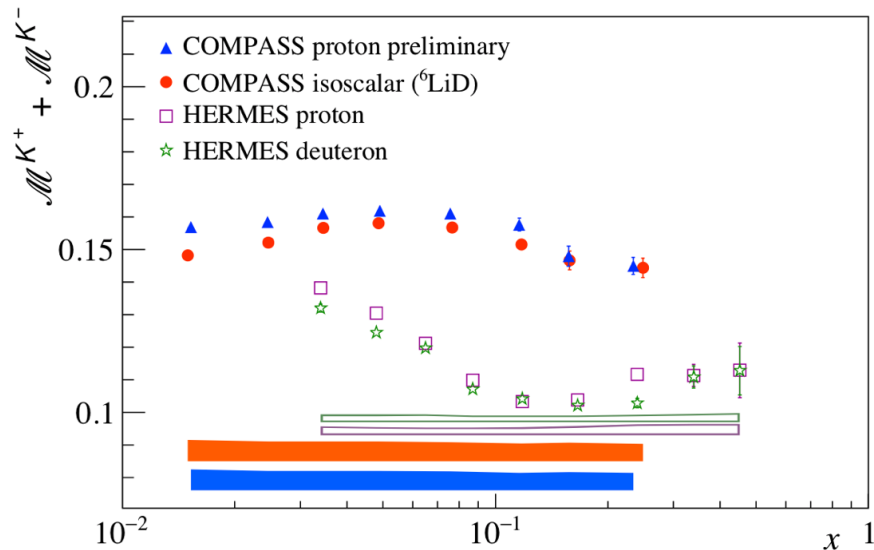


Experimental data

Massless parton multiplicities
(@ common energy)

K from p target (*preliminary*)

- Result from 2016 run *More to come from the 2017 run*
- **RC by Event Generator DJANGO** by H. Spiesberger
 ⇒ Expecting better control on RC ⇒ associated systematics reduced
- Comparison w/ **HERMES $p \times z$ data set**



⇒ **Confirmation of COMPASS *vs.* HERMES discrepancy**

- p sitting $\sim 5\%$ (*sum*)/ 10% (*ratio*) above d as expected (*different PDFs involved*)

Experimental Status of FFs: Global QCD Fits

- Global fits exploit universality by **combining** data sets from **several processes**:
 - **DEHSS** = De Florian, Sassot, Stratmann *et al.*: PRD91 (2015), PRD95 (2017): e^+e^- , pp and **SIDIS**.
 - **NNPDF**: Bertone *et al.*: EPJC78 (2018): e^+e^- , $pp(\bar{p})$.
 - **HKKS** = Hirai, Kawamura, Kumano, Saito PTEP (2016): e^+e^- .
 - **LSS** = Leader, Sidorov, Stamenov PRD93 (2016): **SIDIS**.
 - **AKK** = Albino, Kniehl, Kramer NPB803 (2008): e^+e^- , $pp(\bar{p})$.
- Exploit SIDIS full potential *via* combined fit of FFs, PDFs and/or pPDFs
 - **JAM17** Ethier, Sato, Melnitchouk: PRL119 (2017) (e^+e^- , **SIDIS = COMPASS only**)
 - Borsa, Sassot, Stratmann: PRD96 (2017)

Help clarify PDFs of strange sea, COMPASS/HERMES disagreement

K^-/K^+ Multiplicity Ratio at high z

- PLB786 (2018) 390
- Ratio?
 - Ratio cancels out many of the systematics
 - ⇒ Can explore otherwise experimentally difficult SIDIS high z
- Ratio of Kaons, as opposed to pions?
 - Diffractively produced vector meson decays . . .
 - ... dominate at **high** z in pion case ($\rho^0 \rightarrow \pi^+\pi^-$)
 - ... stay w/in $0.3 < z < 0.7$ in kaon case ($\phi \rightarrow K^+K^-$)
because break-up momentum is small.
- **Domain of validity of pQCD + independent fragmentation in SIDIS?**

What SIDIS data to consider in global fit?

K^- / K^+ at high z : Predictions

- At LO in pQCD, on a p target:

- $$\frac{dM^{K^-}}{dM^{K^+}} \stackrel{\text{LO}}{=} \frac{4\bar{u}D_{fav} + (4u + \bar{d} + d + \bar{s})D_{unf} + sD_{str}}{4uD_{fav} + (4\bar{u} + d + \bar{d} + s)D_{unf} + \bar{s}D_{str}}$$

Neglecting D_{unf} (since high z), and trivial simplifications:

$$\frac{dM^{K^-}}{dM^{K^+}} \stackrel{\text{LO}}{\approx} \frac{4\bar{u}D_{fav} + sD_{str}}{4uD_{fav} + \bar{s}D_{str}} > \frac{\bar{u}}{u}$$

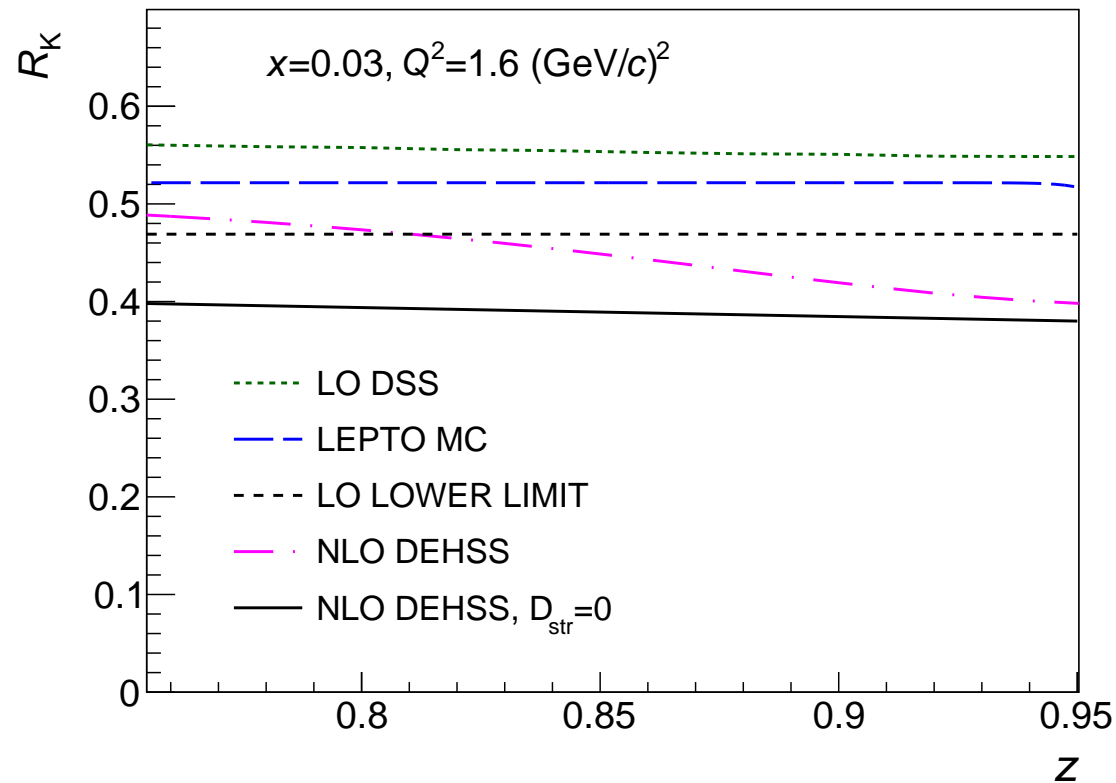
- On a d target:

$$R_K = \frac{dM^{K^-}}{dM^{K^+}} > \frac{\bar{u} + \bar{d}}{u + d}$$

- At NLO,

- Reasonably safe lower bound obtained by setting $D_{str} = 0$, working around dispersion among PDF and FF sets.

K^- / K^+ at high z : Predictions

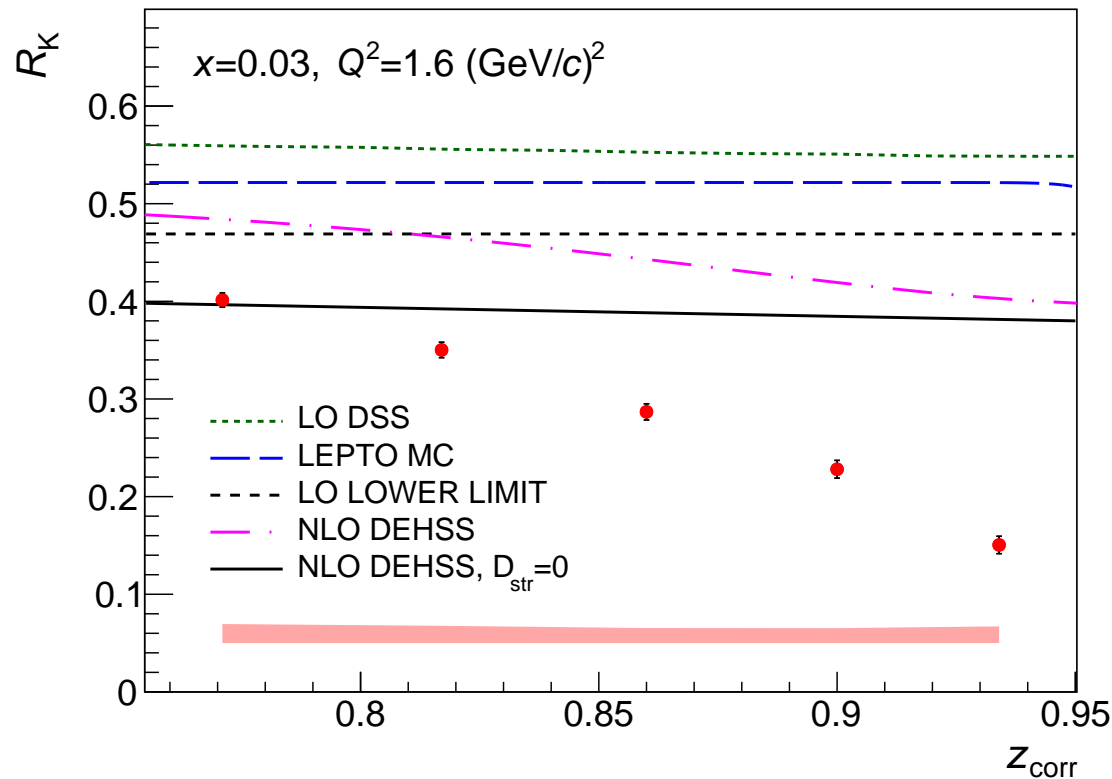


- Model calculations (*in addition to lower limits*)

LO DSS07, NLO DEHSS

LEPTO, w/ $H_{q/N}^K(x, z, Q^2)$ fragmentation ansatz

K^-/K^+ at high z : COMPASS Results vs. Predictions



PLB 786 (2018)

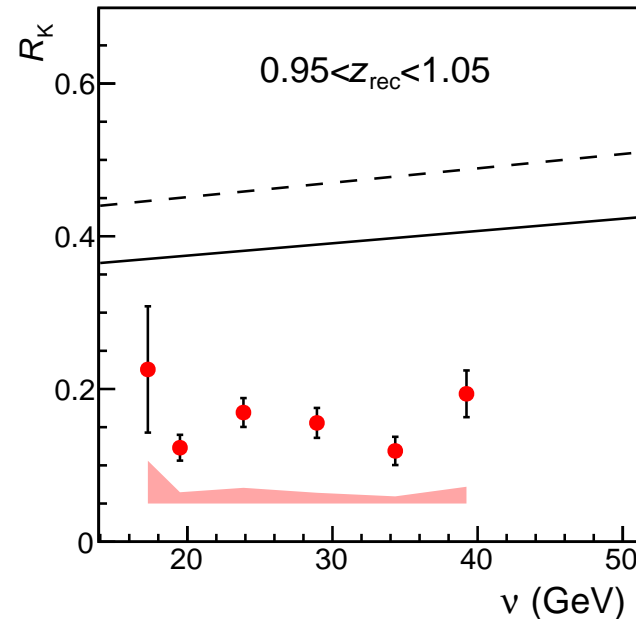
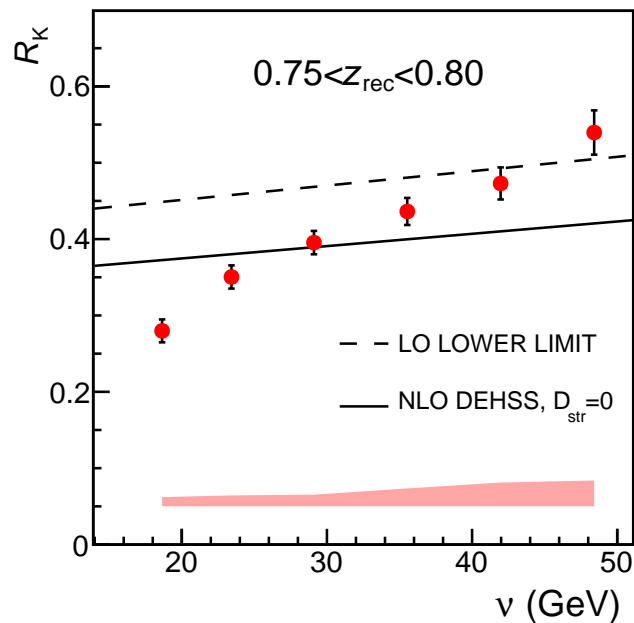
⇒ Clear disagreement w/ models. Violation of LO and NLO limits

(Safe result: all effects, here unaccounted for, in theory, tend to further increase disagreement.)

- *(Note: Similar result @ higher x , w/ $R_K(x < 0.05)/R_K(x > 0.05)$ flat)*

K^-/K^+ at high z : COMPASS Results vs. photon energy ν

- R_K in 5 bins of z (*2 shown*)
compared to LO and NLO lower limits



PLB 786 (2018)

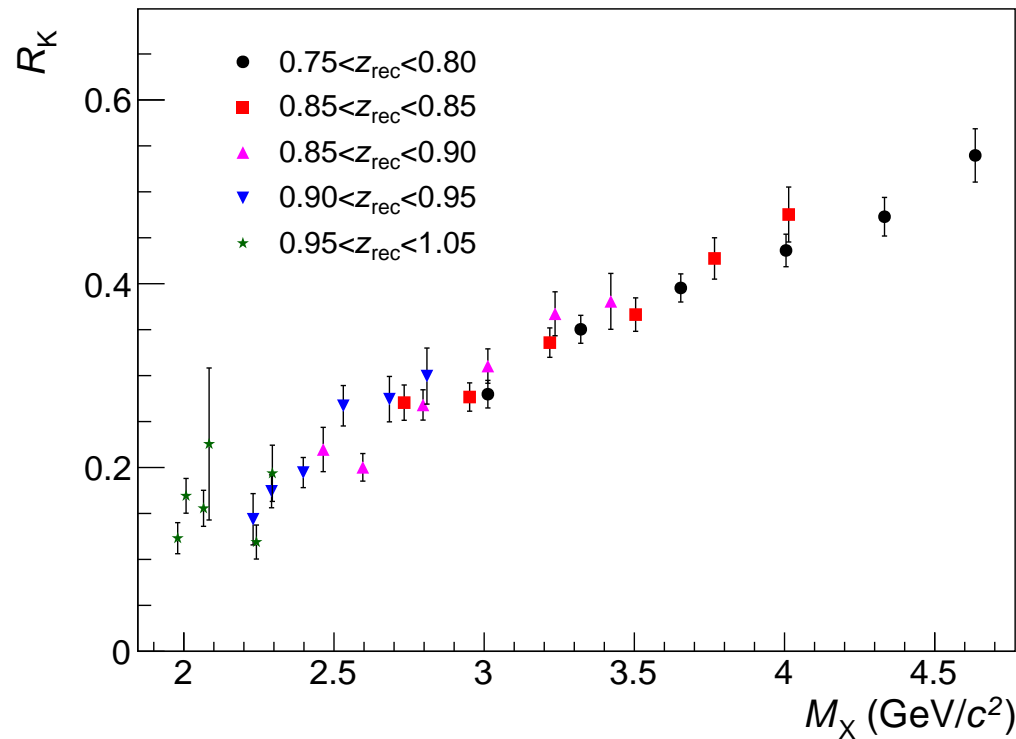
- Strong dependence upon ν (*beyond expected from $x(\nu)$*)

Not foreseen w/in independent fragmentation in pQCD

\Rightarrow Low ν high z : Applicability of independent fragmentation pQCD questionable

K^-/K^+ at high z : COMPASS Results vs. Missing Mass

- Missing Mass M_X : $M_X^2 \approx 2M\nu(1 - z)$



PLB 786 (2018)

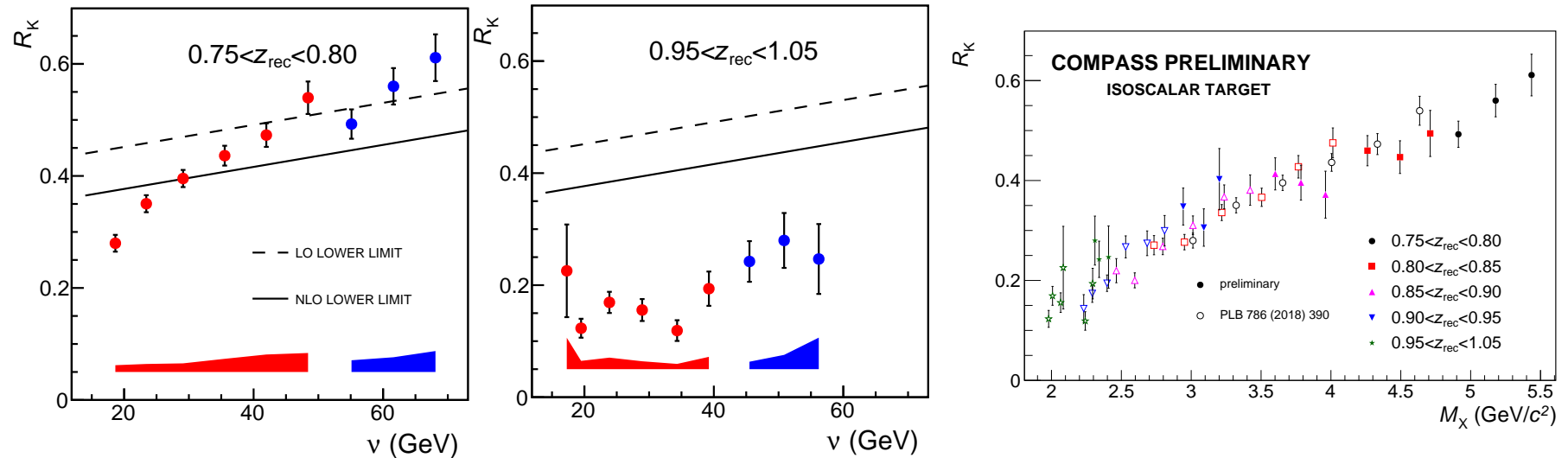
- M_X nicely expresses both z and ν dependences
- ⇒ Low ν high z : Independent fragmentation is what becomes invalid

Fragmentation becomes sensitive to phase space for hadronisation of target remnants

K^-/K^+ at high z : Extended ν range (*Preliminary*)

- RICH PID range extended: $[12,40] \rightarrow [12,55] \text{ GeV}/c$

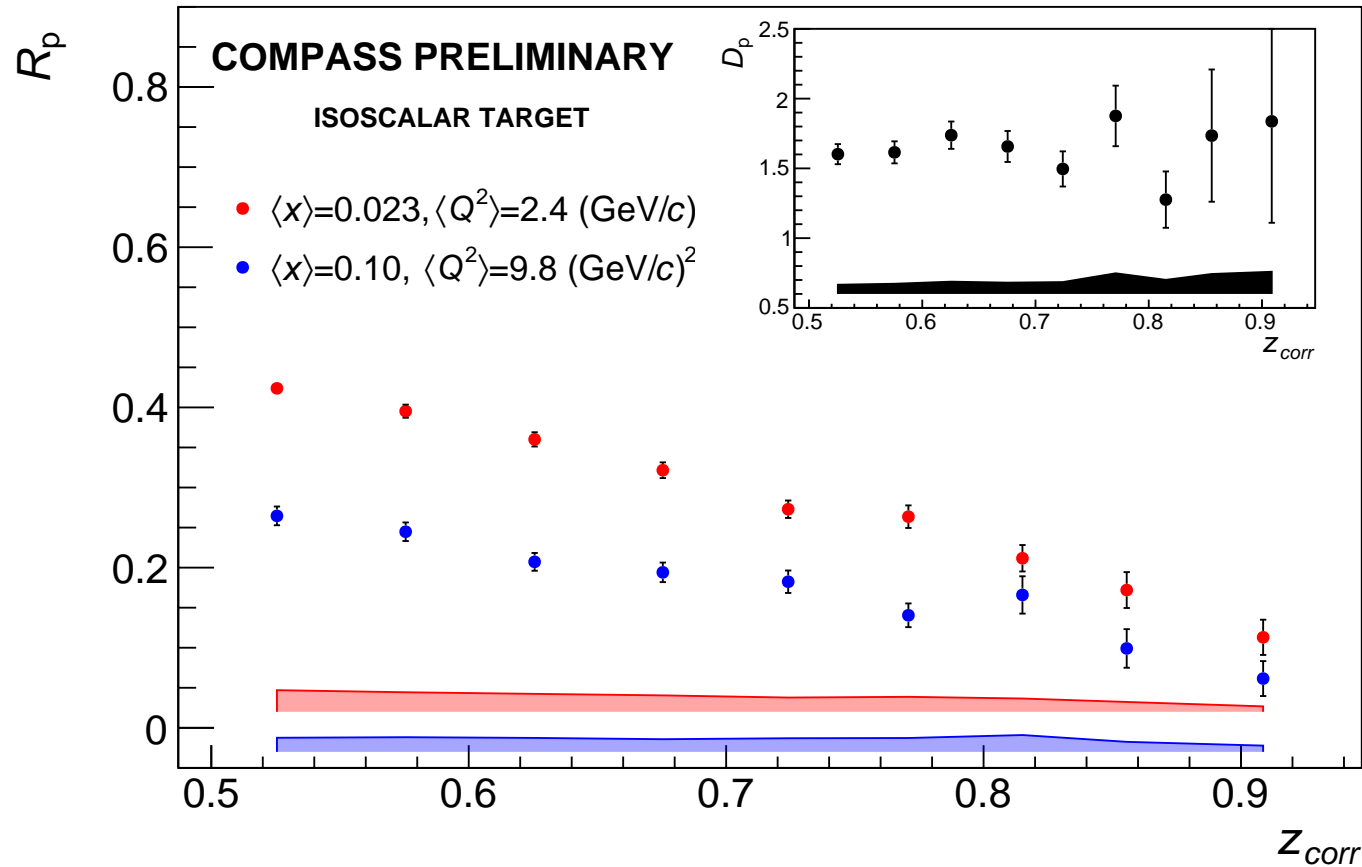
(thanks to, in part, Machine Learning techniques)



⇒ Extended range nicely completes the picture

w/ signs of saturation of R_K and restoration of independent fragmentation

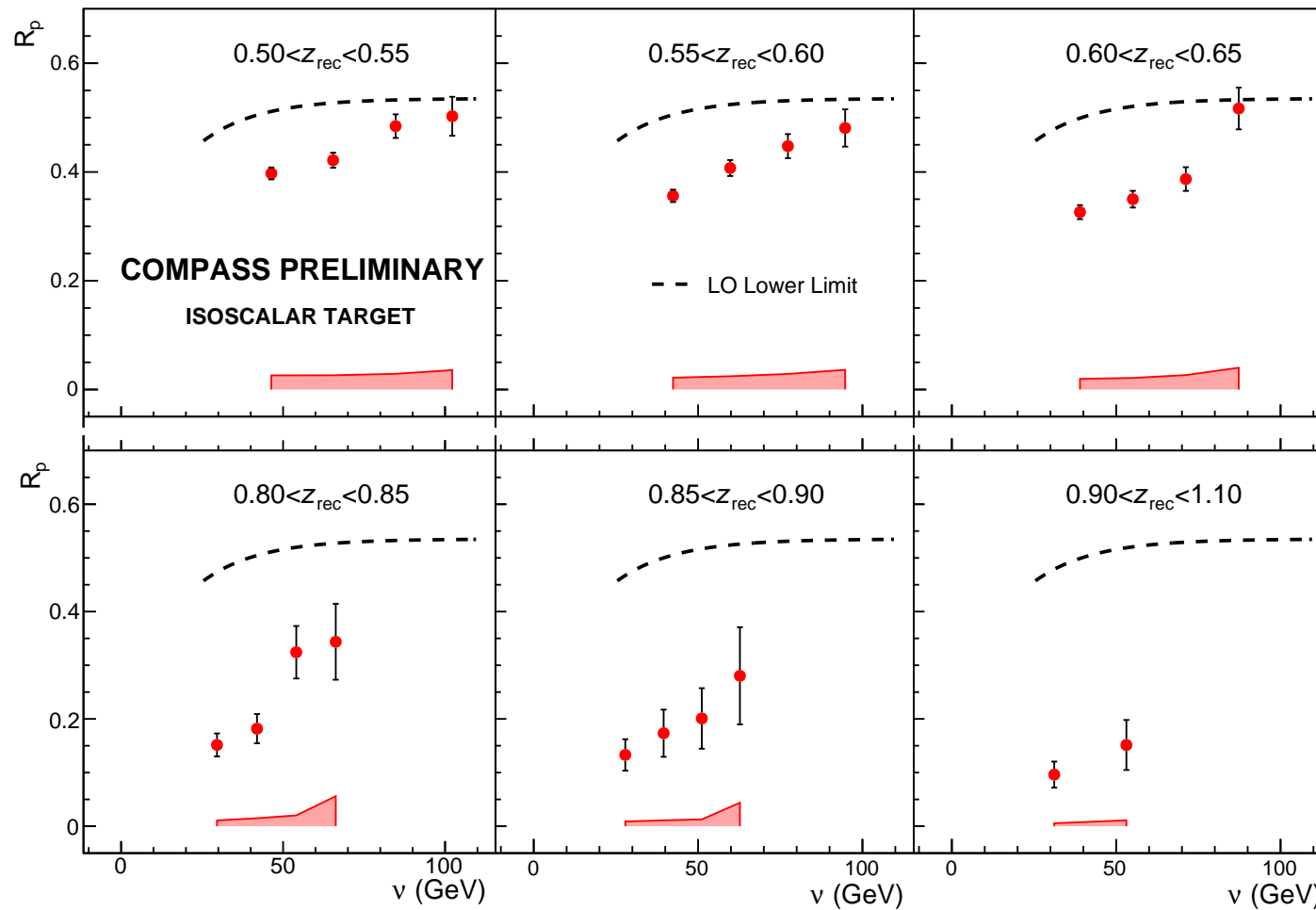
p^-/p^+ at high z (Preliminary)



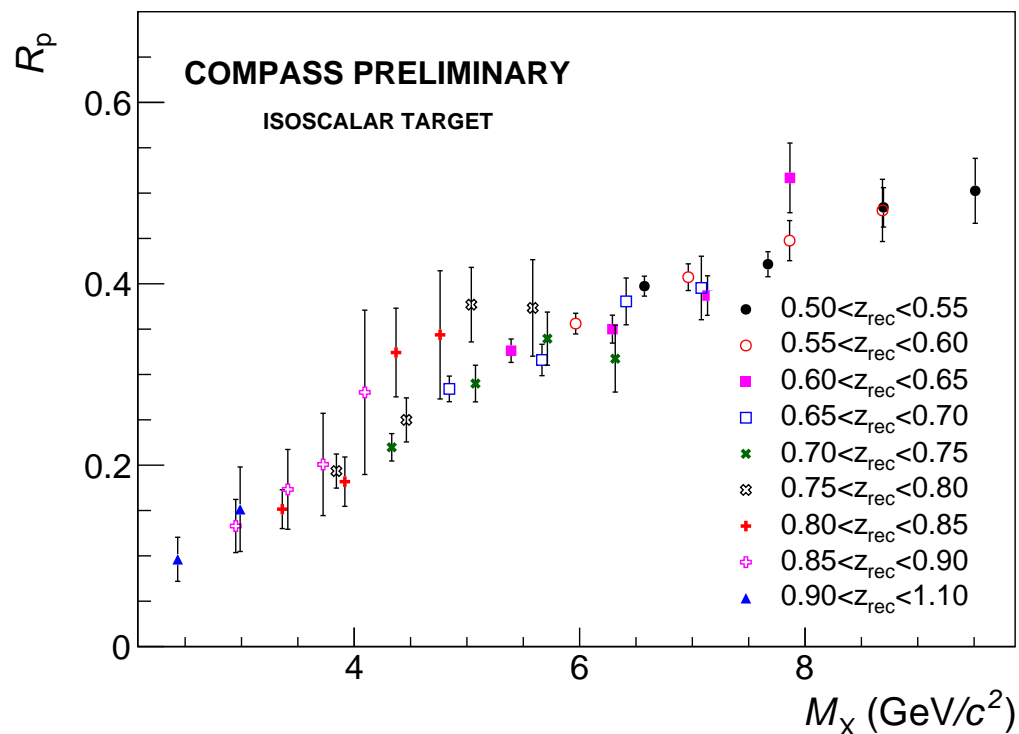
⇒ Well below LO pQCD limits, *viz.*: **0.51** and **0.28**
(Note: Q^2 reaches $\sim 10 \text{ GeV}^2$)

p^-/p^+ at high z vs. ν (Preliminary)

- R_p in 9 bins of z (6 shown)
- Compared to LO limit



p^-/p^+ at high z vs. Missing Mass



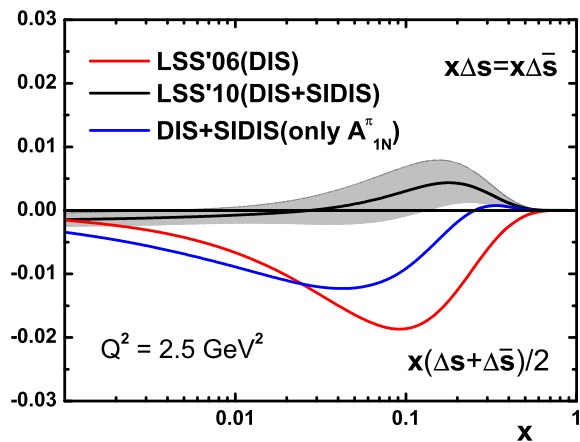
- As for K , M_X nicely expresses both z and ν dependences
- Hint that scaling variable is $(M_X - Thr)/M_h$

h^-/h^+ : Conclusions

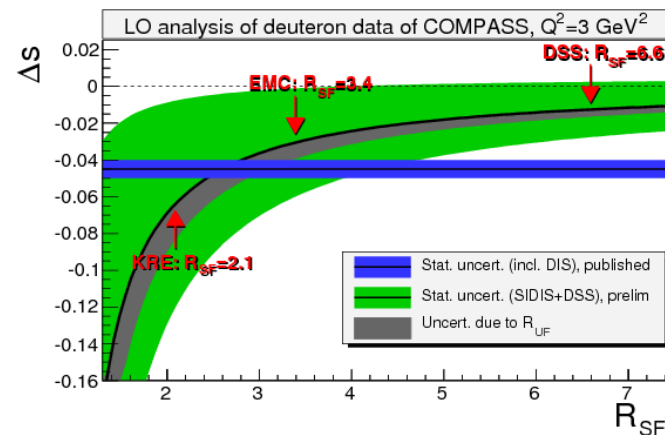
- In COMPASS, we're sitting in a corner region of the phase space. . . .
 . . . but at lower energy, larger region is affected

⇒ This gives interesting insights:

- Possible explanation for HERMES/COMPASS K discrepancy supplementing (*w/ some overlap?*) HMC alla Accardi/Guerrero.
- @ low ν positive contribution from Δu may mistaken for ΔS
 ⇒ biasing the extraction of ΔS from polarised DIS+SIDIS



LSS, PRD 84 (2011)



Δs dependence upon $R_{SF} = \mathcal{D}_s/\mathcal{D}_u$

- K and p account for 20-25% of all hadrons.
 ⇒ Analyses based on unidentified hadrons, *e.g.* TMD, may be biased

Outlook

- The region of applicability of pQCD in SIDIS should be revisited
- COMPASS: More results from 2016-17 runs: on proton target, $\sim 0.5 \text{ fb}^{-1}$

Spares