



Amplitude Analysis of the 5-Pion System in Diffractive Pion Dissociation at COMPASS — Low t'

Sebastian Neubert

on behalf of the COMPASS collaboration

DPG Frühjahrstagung 2012

supported by: Maier-Leibnitz-Labor der TU und LMU München,
Cluster of Excellence: Origin and Structure of the Universe,

BMBF, EU





Diffractive Pion Dissociation

Partial Wave Decomposition in 5-Body-Mass Bins

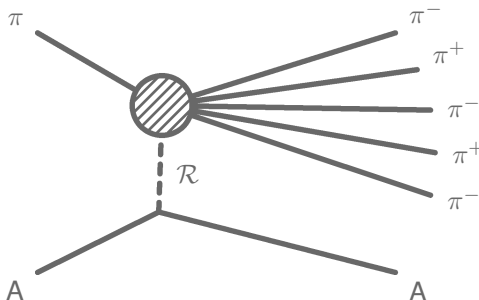
Resonances Embedded in the 5π Continuum

Formalism

Exploring Resonant Contributions



Diffractive Dissociation into 5 Pions

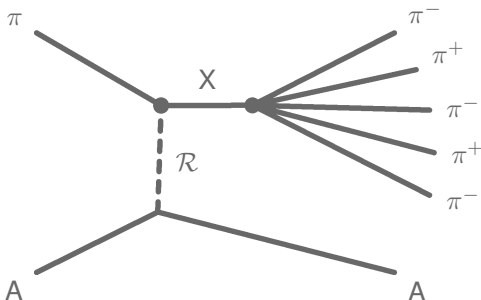


2004 COMPASS Hadron Run

- 190 GeV π^- beam
- Pb target
- Multiplicity Trigger
- NO Recoil Detector



Diffractive Dissociation into 5 Pions



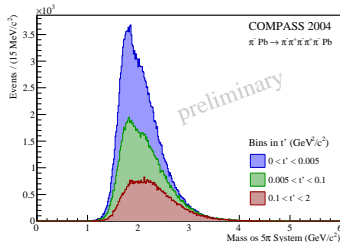
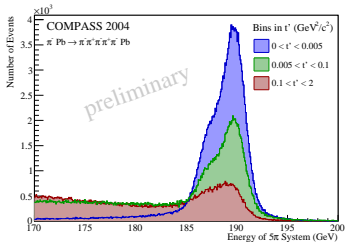
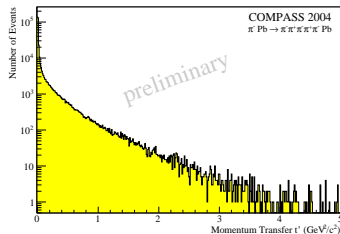
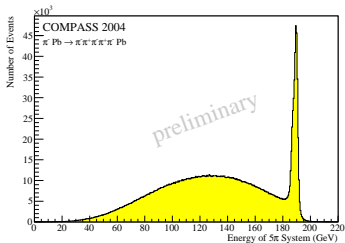
2004 COMPASS Hadron Run

- 190 GeV π^- beam
- Pb target
- Multiplicity Trigger
- NO Recoil Detector



5π Data Sample

2004: $\pi + Pb \rightarrow 5\pi + Pb$



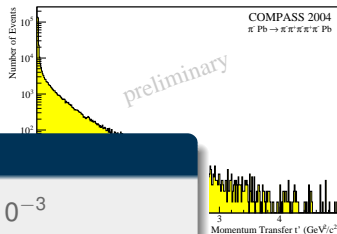
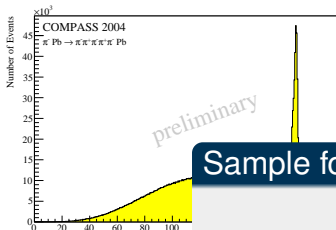


5π Data Sample

2004: $\pi + Pb \rightarrow 5\pi + Pb$



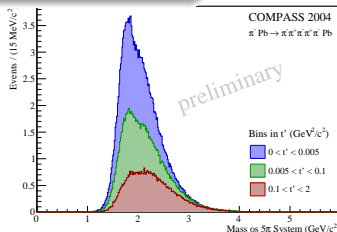
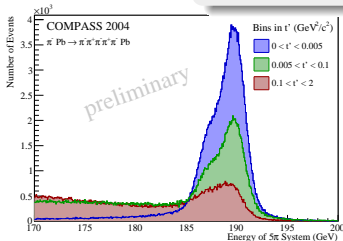
Technische Universität München



Sample for PWA

$$t'_{\text{reco}} < 5 \cdot 10^{-3}$$

→ Nonexclusive background small

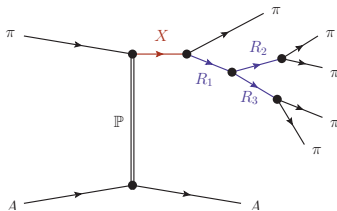
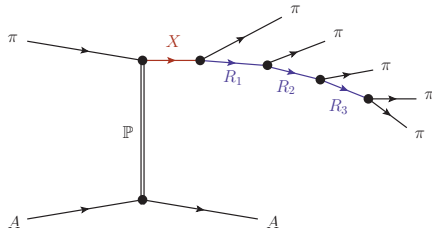
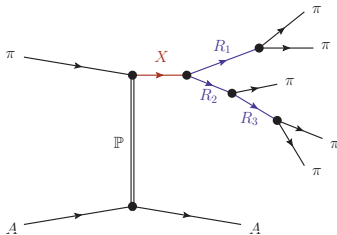




Isobar Model for 5π Final State

Challenges and Approaches

5-body isobar model



Isobar Decay Tree

- 11 independent variables τ :
4 vertices \times 2 angles + 3 isobar masses
- Decay amplitudes $\psi(\tau)$
in **Helicity formalism**
- Non-relativistic model



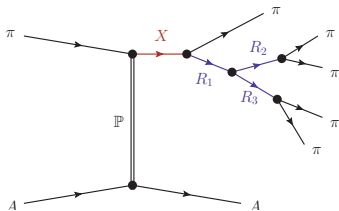
Isobar Model for 5π Final State

Challenges and Approaches

5-body isobar model

5-Body PWA Specials

- Decay topologies
- Many possible partial waves
- Assembly of waveset not possible by hand
- \Rightarrow Waveset evolution
- 284 waves tested



Isobar Decay Tree

- 11 independent variables τ :
4 vertices \times 2 angles + 3 isobar masses
- Decay amplitudes $\psi(\tau)$
in **Helicity formalism**
- Non-relativistic model

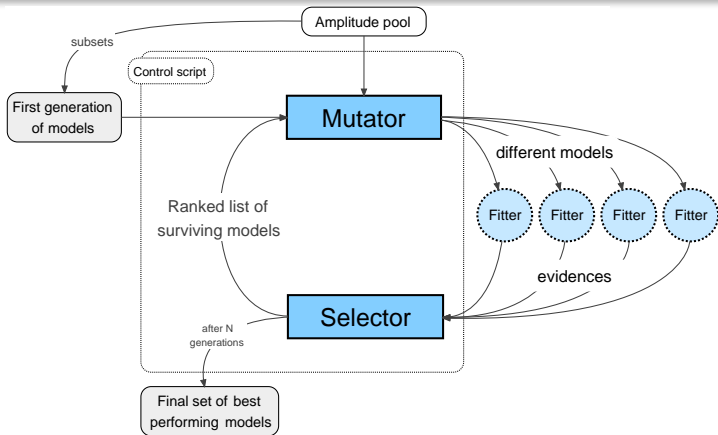


Evolutionary Waveset Exploration

Genetic Algorithm — 284 Waves in Pool



Technische Universität München



Evidence = Goodness of fit

- Bayesian Statistics → regularized Log-Likelihood
- Takes into account model complexity



Final Waveset

From evolutionary exploration

$J^{PC} M^{\epsilon}$	ℓ_S	Isobar1	Isobar2	Decay Isobar2	
$0^{-+}0^{+}$	S0	$\pi^{-} f_0(1500)$	$\rho(770)$	$\begin{pmatrix} 0 \\ 0 \end{pmatrix} \rho(770)$	•
$0^{-+}0^{+}$	S0	$\pi^{-} f_0(1500)$	$(\pi\pi)_S$	$\begin{pmatrix} 0 \\ 0 \end{pmatrix} (\pi\pi)_S$	
$0^{-+}0^{+}$	S0	$\rho(770)a_1(1260)$	π^{-}	$\begin{pmatrix} 0 \\ 1 \end{pmatrix} \rho(770)$	•
$0^{-+}0^{+}$	D2	$\rho(770)a_1(1260)$	π^{-}	$\begin{pmatrix} 0 \\ 1 \end{pmatrix} \rho(770)$	
$0^{-+}0^{+}$	S0	$(\pi\pi)_S \pi(1300)$	π^{-}	$(\pi\pi)_S$	
$0^{-+}0^{+}$	P1	$\rho(770)\pi(1300)$	π^{-}	$\begin{pmatrix} 0 \\ 0 \end{pmatrix} (\pi\pi)_S$	
$1^{++}0^{+}$	S1	$\pi^{-} \rho(1600)$	$\rho(770)$	$\begin{pmatrix} 0 \\ 1 \end{pmatrix} (\pi\pi)_S$	
$1^{++}0^{+}$	P0	$\pi^{-} f_0(1370)$	$\rho(770)$	$\begin{pmatrix} 0 \\ 0 \end{pmatrix} \rho(770)$	•
$1^{++}0^{+}$	P0	$\pi^{-} (4\pi)_{0^{++}}$	$(\pi\pi)_S$	$(\pi\pi)_S$	
$1^{++}0^{+}$	P1	$\pi^{-} f_4(1285)$	π^{\mp}	$\begin{pmatrix} 1 \\ 1 \end{pmatrix} a_1(1260)$	•
$1^{++}0^{+}$	S1	$\rho(770)\pi(1300)$	π^{-}	$\begin{pmatrix} 1 \\ 1 \end{pmatrix} \rho(770)$	•
$1^{++}0^{+}$	S1	$\rho(770)\pi(1300)$	π^{-}	$\begin{pmatrix} 0 \\ 0 \end{pmatrix} (\pi\pi)_S$	
$1^{++}0^{+}$	D1	$\rho(770)\pi(1300)$	π^{-}	$\begin{pmatrix} 1 \\ 1 \end{pmatrix} \rho(770)$	
$1^{++}0^{+}$	S1	$(\pi\pi)_S a_1(1260)$	π^{-}	$\begin{pmatrix} 0 \\ 1 \end{pmatrix} \rho(770)$	
$1^{++}0^{+}$	S1	$(\pi\pi)_S a_1(1260)$	π^{-}	$\begin{pmatrix} 1 \\ 0 \end{pmatrix} (\pi\pi)_S$	
$1^{++}0^{+}$	D1	$(\pi\pi)_S a_1(1260)$	π^{-}	$\begin{pmatrix} 0 \\ 1 \end{pmatrix} \rho(770)$	•
$1^{++}0^{+}$	D2	$(\pi\pi)_S a_2(1320)$	π^{-}	$\begin{pmatrix} 2 \\ 1 \end{pmatrix} \rho(770)$	
$1^{++}0^{+}$	P0	$(\pi\pi)_S \pi(1300)$	π^{-}	$\begin{pmatrix} 0 \\ 0 \end{pmatrix} (\pi\pi)_S$	
$1^{++}0^{+}$	S1	$\pi^{-} \eta_1(1600)$	π^{\mp}	$\begin{pmatrix} 0 \\ 1 \end{pmatrix} a_1(1260)$	
$1^{++}0^{+}$	S1	$\pi^{-} \rho(1700)$	π^{\mp}	$\begin{pmatrix} 1 \\ 0 \end{pmatrix} \pi(1300)$	
$1^{++}0^{+}$	P2	$\rho(770)a_1(1260)$	π^{-}	$\begin{pmatrix} 0 \\ 1 \end{pmatrix} \rho(770)$	

$2^{-+}0^{+}$	S2	$\pi^{-} f_2(1270)$	π^{\mp}	$\begin{pmatrix} 1 \\ 1 \end{pmatrix} a_1(1260)$	•
$2^{-+}0^{+}$	S2	$\rho(770)a_1(1260)$	π^{-}	$\begin{pmatrix} 0 \\ 1 \end{pmatrix} \rho(770)$	•
$2^{-+}0^{+}$	S2	$\rho(770)a_2(1320)$	π^{-}	$\begin{pmatrix} 2 \\ 1 \end{pmatrix} \rho(770)$	•
$2^{-+}0^{+}$	D0	$\rho(770)a_1(1260)$	π^{-}	$\begin{pmatrix} 0 \\ 1 \end{pmatrix} \rho(770)$	•
$2^{-+}0^{+}$	P0	$(\pi\pi)_S \pi(1800)$	π^{-}	$\begin{pmatrix} 0 \\ 0 \end{pmatrix} (\pi\pi)_S$	
$2^{-+}0^{+}$	D2	$\pi^{-} f_2(1270)$	π^{\mp}	$\begin{pmatrix} 1 \\ 1 \end{pmatrix} a_1(1260)$	
$2^{-+}0^{+}$	S2	$f_2(1270)\pi_2(1670)$	π^{-}	$\begin{pmatrix} 0 \\ 2 \end{pmatrix} f_2(1270)$	
$2^{-+}0^{+}$	P1	$\pi^{-} \rho(1600)$	$\rho(770)$	$\begin{pmatrix} 0 \\ 1 \end{pmatrix} (\pi\pi)_S$	
$3^{++}0^{+}$	D1	$(\pi\pi)_S a_1(1260)$	π^{-}	$\begin{pmatrix} 0 \\ 1 \end{pmatrix} \rho(770)$	
$1^{-+}0^{-}$	D1	$\rho(770)a_1(1260)$	π^{-}	$\begin{pmatrix} 0 \\ 1 \end{pmatrix} \rho(770)$	
FLAT					

• waves used in mass independent fit.

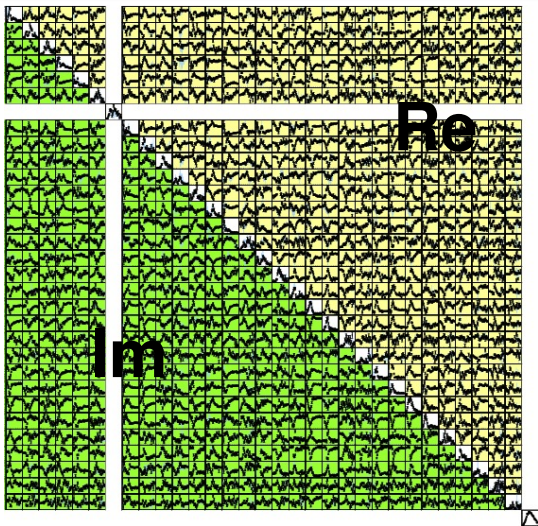


Structures of the Spin Density Matrix

32 Waves

TUM

Technische Universität München





Mass Dependent Parameterization of Spin Density Matrix



$$T_{\alpha}^{\epsilon} T_{\beta}^{\epsilon*} = \rho_{\alpha\beta}^{\epsilon}(m) = \left(\sum_k C_{\alpha k}^{\epsilon} \mathcal{A}_{\alpha k}(m) \sqrt{\rho_{\alpha}(m)} \right) \left(\sum_l C_{\beta l}^{\epsilon} \mathcal{A}_{\beta l}(m) \sqrt{\rho_{\beta}(m)} \right)^* \cdot \rho_{5\pi}(m) F(m) \quad (1)$$

¹[N. A. Törnqvist Z. Phys. **C68**(1995)647]



Mass Dependent Parameterization of Spin Density Matrix

$$T_{\alpha}^{\epsilon} T_{\beta}^{\epsilon*} = \rho_{\alpha\beta}^{\epsilon}(m) = \left(\sum_k C_{\alpha k}^{\epsilon} \mathcal{A}_{\alpha k}(m) \sqrt{\rho_{\alpha}(m)} \right) \left(\sum_l C_{\beta l}^{\epsilon} \mathcal{A}_{\beta l}(m) \sqrt{\rho_{\beta}(m)} \right)^* \cdot \rho_{5\pi}(m) F(m) \quad (1)$$

with Breit-Wigner amplitudes:

$$\mathcal{A}_{\alpha k}(m, M_0, \Gamma_0) = \frac{M_0 \Gamma_0}{m^2 - M_0^2 + i\Gamma_0 M_0} \quad k = \text{resonance} \quad (2)$$

and fixed width, including meson “formfactor” $F(m)$ ¹ In each fitted wave a coherent, constant background term is allowed, such that

$$\mathcal{A}_{\alpha k}(m) = c_{\alpha \text{bkg}} \quad k = \text{bkg.} \quad (3)$$

The phase space factors

$$\rho_{\alpha}(m) = \int |\psi_{\alpha}^{\epsilon}|^2 d\tau \quad (4)$$

¹[N. A. Törnqvist Z. Phys. **C68**(1995)647]



Final Waveset

From evolutionary exploration

$J^{PC} M^{\epsilon}$	ℓ_S	Isobar1	Isobar2	Decay Isobar2	
$0^{-+}0^{+}$	S 0	$\pi^{-} f_0(1500)$	$\rho(770) \begin{pmatrix} 0 \\ 0 \end{pmatrix} \rho(770)$	$\rho(770) \begin{pmatrix} 0 \\ 0 \end{pmatrix} \rho(770)$	•
$0^{-+}0^{+}$	S 0	$\pi^{-} f_0(1500)$	$(\pi\pi)_S \begin{pmatrix} 0 \\ 0 \end{pmatrix} (\pi\pi)_S$	$(\pi\pi)_S \begin{pmatrix} 0 \\ 0 \end{pmatrix} (\pi\pi)_S$	
$0^{-+}0^{+}$	S 0	$\rho(770) a_1(1260)$	$\pi^{-} \begin{pmatrix} 0 \\ 1 \end{pmatrix} \rho(770)$	$\pi^{-} \begin{pmatrix} 0 \\ 1 \end{pmatrix} \rho(770)$	•
$0^{-+}0^{+}$	D 2	$\rho(770) a_1(1260)$	$\pi^{-} \begin{pmatrix} 0 \\ 1 \end{pmatrix} \rho(770)$	$\pi^{-} \begin{pmatrix} 0 \\ 1 \end{pmatrix} \rho(770)$	
$0^{-+}0^{+}$	S 0	$(\pi\pi)_S \pi(1300)$	$\pi^{-} (\pi\pi)_S$	$\pi^{-} (\pi\pi)_S$	
$0^{-+}0^{+}$	P 1	$\rho(770) \pi(1300)$	$\pi^{-} \begin{pmatrix} 0 \\ 0 \end{pmatrix} (\pi\pi)_S$	$\pi^{-} \begin{pmatrix} 0 \\ 0 \end{pmatrix} (\pi\pi)_S$	
$1^{++}0^{+}$	S 1	$\pi^{-} \rho(1600)$	$\rho(770) \begin{pmatrix} 0 \\ 1 \end{pmatrix} (\pi\pi)_S$	$\rho(770) \begin{pmatrix} 0 \\ 1 \end{pmatrix} (\pi\pi)_S$	
$1^{++}0^{+}$	P 0	$\pi^{-} f_0(1370)$	$\rho(770) \begin{pmatrix} 0 \\ 0 \end{pmatrix} \rho(770)$	$\rho(770) \begin{pmatrix} 0 \\ 0 \end{pmatrix} \rho(770)$	•
$1^{++}0^{+}$	P 0	$\pi^{-} (4\pi)_{0^{++}}$	$(\pi\pi)_S (\pi\pi)_S$	$(\pi\pi)_S (\pi\pi)_S$	
$1^{++}0^{+}$	P 1	$\pi^{-} f_4(1285)$	$\pi^{\mp} \begin{pmatrix} 1 \\ 1 \end{pmatrix} a_1(1260)$	$\pi^{\mp} \begin{pmatrix} 1 \\ 1 \end{pmatrix} a_1(1260)$	•
$1^{++}0^{+}$	S 1	$\rho(770) \pi(1300)$	$\pi^{-} \begin{pmatrix} 1 \\ 1 \end{pmatrix} \rho(770)$	$\pi^{-} \begin{pmatrix} 1 \\ 1 \end{pmatrix} \rho(770)$	•
$1^{++}0^{+}$	S 1	$\rho(770) \pi(1300)$	$\pi^{-} \begin{pmatrix} 0 \\ 0 \end{pmatrix} (\pi\pi)_S$	$\pi^{-} \begin{pmatrix} 0 \\ 0 \end{pmatrix} (\pi\pi)_S$	
$1^{++}0^{+}$	D 1	$\rho(770) \pi(1300)$	$\pi^{-} \begin{pmatrix} 1 \\ 1 \end{pmatrix} \rho(770)$	$\pi^{-} \begin{pmatrix} 1 \\ 1 \end{pmatrix} \rho(770)$	
$1^{++}0^{+}$	S 1	$(\pi\pi)_S a_1(1260)$	$\pi^{-} \begin{pmatrix} 0 \\ 1 \end{pmatrix} \rho(770)$	$\pi^{-} \begin{pmatrix} 0 \\ 1 \end{pmatrix} \rho(770)$	
$1^{++}0^{+}$	S 1	$(\pi\pi)_S a_1(1260)$	$\pi^{-} \begin{pmatrix} 1 \\ 0 \end{pmatrix} (\pi\pi)_S$	$\pi^{-} \begin{pmatrix} 1 \\ 0 \end{pmatrix} (\pi\pi)_S$	
$1^{++}0^{+}$	D 1	$(\pi\pi)_S a_1(1260)$	$\pi^{-} \begin{pmatrix} 0 \\ 1 \end{pmatrix} \rho(770)$	$\pi^{-} \begin{pmatrix} 0 \\ 1 \end{pmatrix} \rho(770)$	•
$1^{++}0^{+}$	D 2	$(\pi\pi)_S a_2(1320)$	$\pi^{-} \begin{pmatrix} 2 \\ 1 \end{pmatrix} \rho(770)$	$\pi^{-} \begin{pmatrix} 2 \\ 1 \end{pmatrix} \rho(770)$	
$1^{++}0^{+}$	P 0	$(\pi\pi)_S \pi(1300)$	$\pi^{-} \begin{pmatrix} 0 \\ 0 \end{pmatrix} (\pi\pi)_S$	$\pi^{-} \begin{pmatrix} 0 \\ 0 \end{pmatrix} (\pi\pi)_S$	
$1^{++}0^{+}$	S 1	$\pi^{-} \eta_1(1600)$	$\pi^{\mp} \begin{pmatrix} 0 \\ 1 \end{pmatrix} a_1(1260)$	$\pi^{\mp} \begin{pmatrix} 0 \\ 1 \end{pmatrix} a_1(1260)$	
$1^{++}0^{+}$	S 1	$\pi^{-} \rho(1700)$	$\pi^{\mp} \begin{pmatrix} 1 \\ 0 \end{pmatrix} \pi(1300)$	$\pi^{\mp} \begin{pmatrix} 1 \\ 0 \end{pmatrix} \pi(1300)$	
$1^{++}0^{+}$	P 2	$\rho(770) a_1(1260)$	$\pi^{-} \begin{pmatrix} 0 \\ 1 \end{pmatrix} \rho(770)$	$\pi^{-} \begin{pmatrix} 0 \\ 1 \end{pmatrix} \rho(770)$	

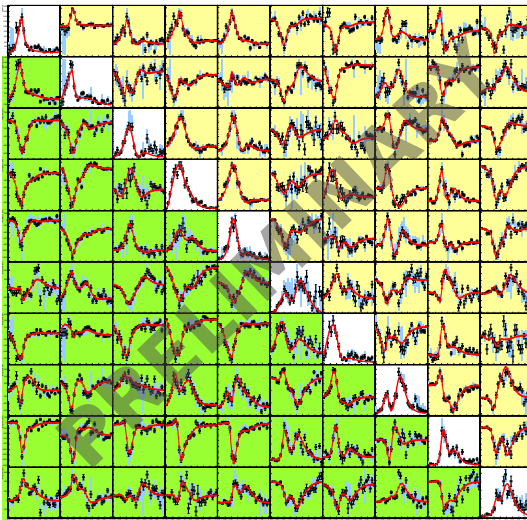
$2^{-+}0^{+}$	S 2	$\pi^{-} f_2(1270)$	$\pi^{\mp} \begin{pmatrix} 1 \\ 1 \end{pmatrix} a_1(1260)$	$\pi^{\mp} \begin{pmatrix} 1 \\ 1 \end{pmatrix} a_1(1260)$	•
$2^{-+}0^{+}$	S 2	$\rho(770) a_1(1260)$	$\pi^{-} \begin{pmatrix} 0 \\ 1 \end{pmatrix} \rho(770)$	$\pi^{-} \begin{pmatrix} 0 \\ 1 \end{pmatrix} \rho(770)$	•
$2^{-+}0^{+}$	S 2	$\rho(770) a_2(1320)$	$\pi^{-} \begin{pmatrix} 2 \\ 1 \end{pmatrix} \rho(770)$	$\pi^{-} \begin{pmatrix} 2 \\ 1 \end{pmatrix} \rho(770)$	•
$2^{-+}0^{+}$	D 0	$\rho(770) a_1(1260)$	$\pi^{-} \begin{pmatrix} 0 \\ 1 \end{pmatrix} \rho(770)$	$\pi^{-} \begin{pmatrix} 0 \\ 1 \end{pmatrix} \rho(770)$	•
$2^{-+}0^{+}$	P 0	$(\pi\pi)_S \pi(1800)$	$\pi^{-} \begin{pmatrix} 0 \\ 0 \end{pmatrix} (\pi\pi)_S$	$\pi^{-} \begin{pmatrix} 0 \\ 0 \end{pmatrix} (\pi\pi)_S$	
$2^{-+}0^{+}$	D 2	$\pi^{-} f_2(1270)$	$\pi^{\mp} \begin{pmatrix} 1 \\ 1 \end{pmatrix} a_1(1260)$	$\pi^{\mp} \begin{pmatrix} 1 \\ 1 \end{pmatrix} a_1(1260)$	
$2^{-+}0^{+}$	S 2	$f_2(1270) \pi_2(1670)$	$\pi^{-} \begin{pmatrix} 0 \\ 2 \end{pmatrix} f_2(1270)$	$\pi^{-} \begin{pmatrix} 0 \\ 2 \end{pmatrix} f_2(1270)$	
$2^{-+}0^{+}$	P 1	$\pi^{-} \rho(1600)$	$\rho(770) \begin{pmatrix} 0 \\ 1 \end{pmatrix} (\pi\pi)_S$	$\rho(770) \begin{pmatrix} 0 \\ 1 \end{pmatrix} (\pi\pi)_S$	
$3^{++}0^{+}$	D 1	$(\pi\pi)_S a_1(1260)$	$\pi^{-} \begin{pmatrix} 0 \\ 1 \end{pmatrix} \rho(770)$	$\pi^{-} \begin{pmatrix} 0 \\ 1 \end{pmatrix} \rho(770)$	
$1^{-+}0^{-}$	D 1	$\rho(770) a_1(1260)$	$\pi^{-} \begin{pmatrix} 0 \\ 1 \end{pmatrix} \rho(770)$	$\pi^{-} \begin{pmatrix} 0 \\ 1 \end{pmatrix} \rho(770)$	
FLAT					

• waves used in mass independent fit.



7-Resonance Fit

Final Fit Results Overview

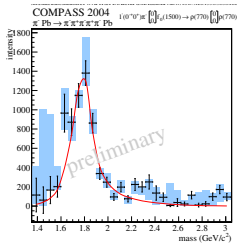
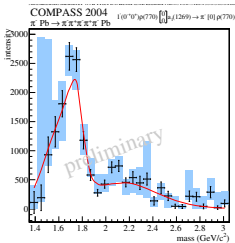
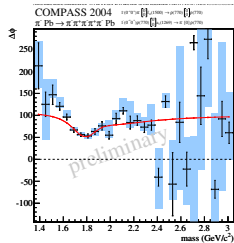




The 0^{-+} Sector



0^{-+} Waves

(a) $\pi f_0(1500)$ (b) $\rho(770)a_1(1269)$ 

(c) Phase difference.

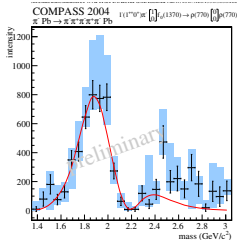
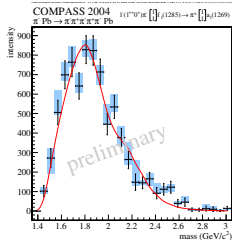
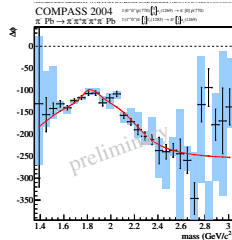


The 1^{++} Sector



How Many a_1 States Do We Need?

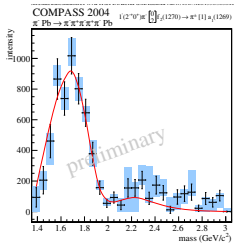
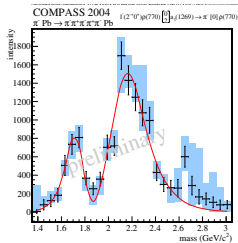
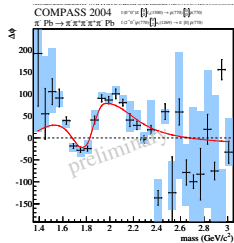
Fit With TWO Resonances

(d) $\pi f_0(1370)$ (e) $\pi f_1(1285)$ 

(f) Phase difference.



The 2^{-+} Sector

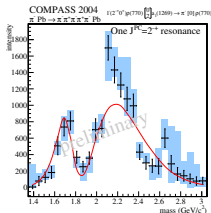
(g) $\pi^- f_2(1270)$ S-wave(h) $\rho a_1(1269)$ S-wave

(i) Phase difference

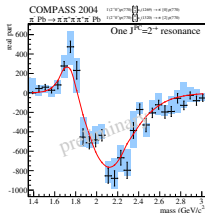


How Many π_2 States Do We Need?

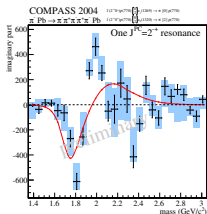
Fit With ONE Resonance



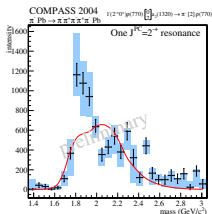
(j)



(k)



(l)

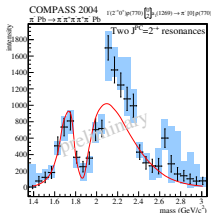


(m)

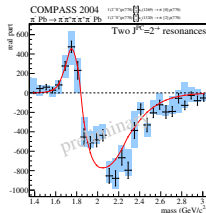


How Many π_2 States Do We Need?

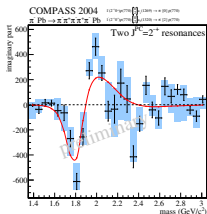
Fit With TWO Resonances



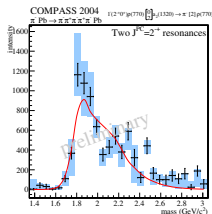
(a)



(b)



(c)

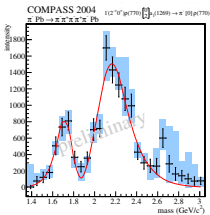


(d)

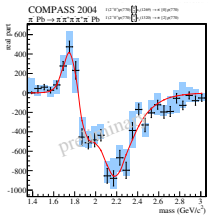


How Many π_2 States Do We Need?

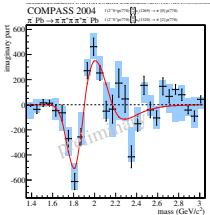
Fit With THREE Resonances —



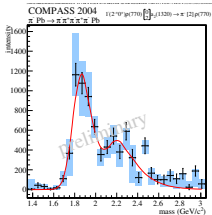
(a)



(b)



(c)

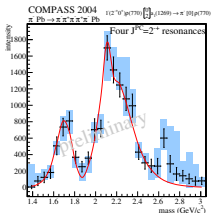


(d)

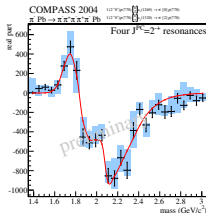


How Many π_2 States Do We Need?

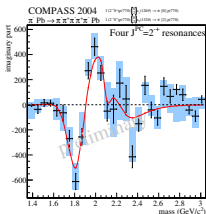
Fit With FOUR Resonances



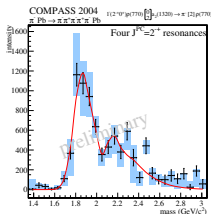
(a)



(b)



(c)

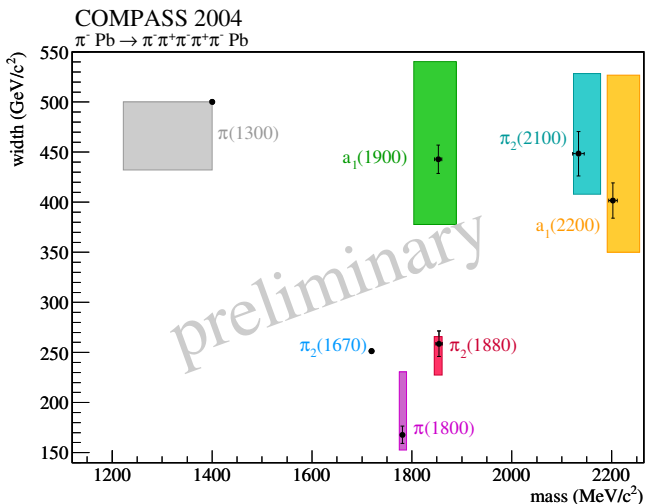


(d)



Final Result

Summary of Resonance Parameters





Summary

- Diffractive dissociation of π^- into 5π on lead (COMPASS 2004)
- **First full 5-body PWA** in 5π mass bins
- Semi-automatic model selection with **genetic optimization**
 - \rightarrow handle on systematic uncertainties
- First **successful mass-dependent fits**
 - Known states: $\pi_2(1670)$, $\pi(1800)$ observed
 - Elusive $\pi_2(1880)$ fitted in $a_1\rho$ and $a_2\rho$
 - Fit with two 1^{++} resonances
 - Possible $\pi_2(2200)$ signal

Outlook

- Large data-set $\pi^- + p \rightarrow 5\pi + p$ at high t' on tape
- Analysis of 4π subsystem



Resonance Parameters

Comparison to PDG

Parameter			Fit	PDG
Resonance	J^{PC}		(MeV/c ²)	
$\pi(1300)$	0^{-+}	M	1400*	1300 ± 100
		Γ	500 [†]	200...600
$\pi(1800)$	0^{-+}	M	$1781 \pm 5^{+1(+8)}_{-6(-6)}$	1816 ± 14
		Γ	$168 \pm 9^{+5(+62)}_{-14(-15)}$	208 ± 12
o $a_1(1900)$	1^{++}	M	$1853 \pm 7^{+36(+36)}_{-6(-49)}$	1930^{+30}_{-70}
		Γ	$443 \pm 14^{+12(+98)}_{-45(-65)}$	155 ± 45
o $a_1(2200)$	1^{++}	M	$2202 \pm 8^{+15(+53)}_{-8(-11)}$	$2096 \pm 17 \pm 121$
		Γ	$402 \pm 17^{+41(+125)}_{-52(-51)}$	$451 \pm 41 \pm 81$
$\pi_2(1670)$	2^{-+}	M	1719.0 [†]	1672.4 ± 3.2
		Γ	251.4 [†]	259 ± 9
$\pi_2(1880)$	2^{-+}	M	$1854 \pm 6^{+6(+6)}_{-4(-9)}$	1895 ± 16
		Γ	$259 \pm 13^{+7(+7)}_{-17(-31)}$	235 ± 34
o $\pi_2(2100)$	2^{-+}	M	$2133 \pm 12^{+7(+43)}_{-18(-18)}$	2090 ± 29
		Γ	$448 \pm 22^{+60(+80)}_{-40(-40)}$	625 ± 50
		M		2245 ± 60
		Γ		320^{+100}_{-40}

o not established

* at limit: [†] fixed in fit



Isobars that have been used

4 π Isobars ($G = +$)			3 π Isobars ($G = -$)
Name	Mass / GeV	$I^G J^{PC}$	4 π subsystem
f_0	1370 / 1500 / 1700	$0^+(0^{++})$	
η	1405	$0^+(0^{-+})$	
ρ'	1450 / 1700	$1^+(1^{--})$	
b_1	1235 / 1800	$1^+(1^{+-})$	
f_1	1285 / 1420	$0^+(1^{++})$	
f_2	1270 / 1565	$0^+(2^{++})$	
η'_2	1645	$0^+(2^{-+})$	
ρ_3	1690	$1^+(3^{--})$	
η_1	1600	$0^+(1^{-+})$	
b_0	1800	$1^+(0^{+-})$	
b_2	1800	$2^+(2^{+-})$	

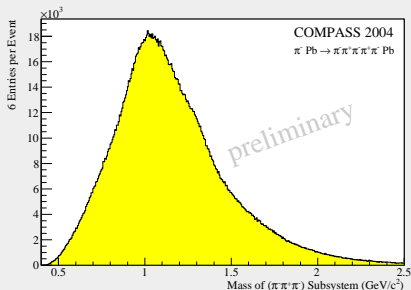


Isobars that have been used

4π Isobars ($G = +$)

3π Isobars ($G = -$)

3π subsystem



Name	Mass / GeV	$I^G J^{PC}$
a_1	1270	$1^-(1^{++})$
a_2	1320	$1^-(2^{++})$
π'	1300	$1^-(0^{-+})$
π_2	1670	$1^-(2^{-+})$
π_1	1600	$1^-(1^{-+})$

D_2

1800

$2^-(2^{+-})$



Isobars that have been used

4π Isobars ($G = +$)			3π Isobars ($G = -$)		
Name	Mass / GeV	$I^G J^{PC}$	Name	Mass / GeV	$I^G J^{PC}$
f_0	1370 / 1500 / 1700	$0^+(0^{++})$			
η	1405	$0^+(0^{-+})$	a_1	1270	$1^-(1^{++})$
ρ'	1450 / 1700	$1^+(1^{--})$	a_2	1320	$1^-(2^{++})$
b_1	1235 / 1800	$1^+(1^{+-})$	π'	1300	$1^-(0^{-+})$
f_1	1285 / 1420	$0^+(1^{++})$	π_2	1670	$1^-(2^{-+})$
f_2	1270 / 1565	$0^+(2^{++})$			
η'_2	1645	$0^+(2^{-+})$			
ρ_3	1690	$1^+(3^{--})$			
η_1	1600	$0^+(1^{-+})$			
b_0	1800	$1^+(0^{+-})$	π_1	1600	$1^-(1^{-+})$
b_2	1800	$2^+(2^{+-})$			

2π subsystem: $\sigma, \rho(770), f_2(1270)$

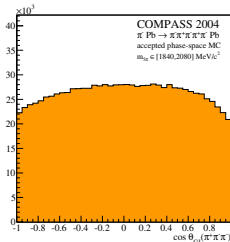
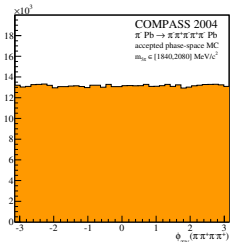
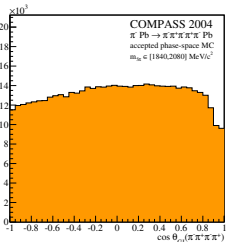
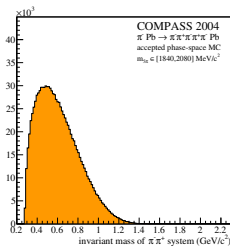
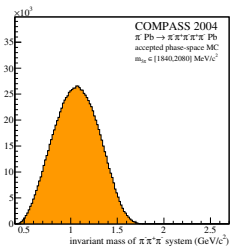
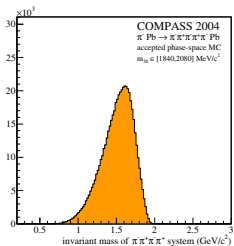


Acceptance Correction

Accepted Phase-Space MC $m_{5\pi} \in [1840, 2080] \text{ MeV}/c^2$



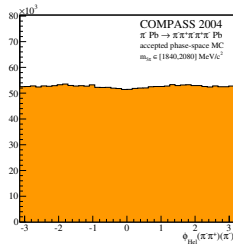
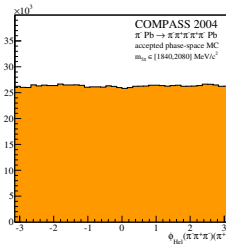
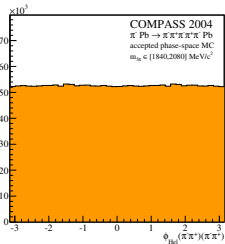
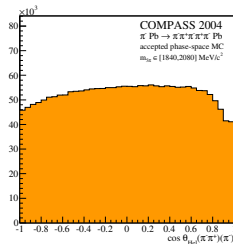
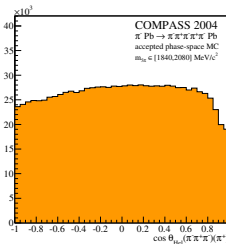
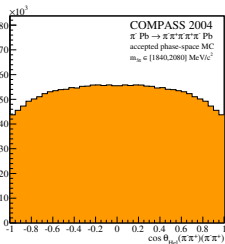
Technische Universität München





Acceptance Correction II

Accepted Phase-Space MC $m_{5\pi} \in [1840, 2080] \text{ MeV}/c^2$





Acceptance Correction III

Accepted Phase-Space MC

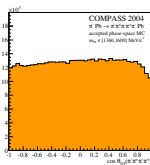
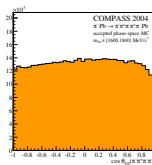
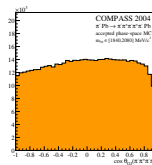
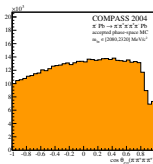
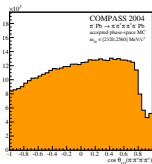
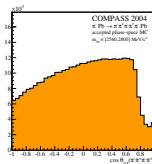
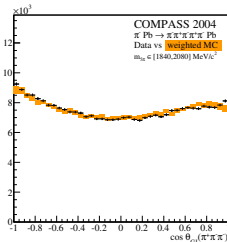
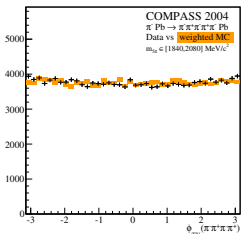
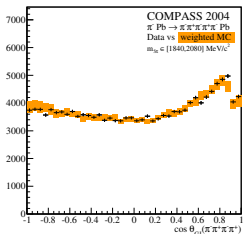
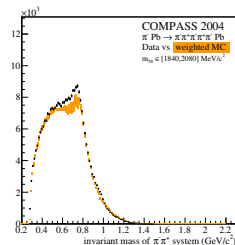
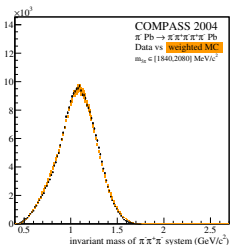
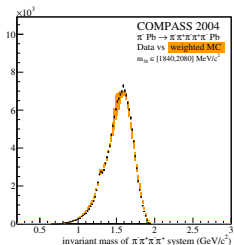
(a) $\cos \theta_{GJ}^{4\pi}$ (b) $\cos \theta_{GJ}^{4\pi}$ (c) $\cos \theta_{GJ}^{4\pi}$ (d) $\cos \theta_{GJ}^{4\pi}$ (e) $\cos \theta_{GJ}^{4\pi}$ (f) $\cos \theta_{GJ}^{4\pi}$

Figure:



Kinematic Validation of Fit

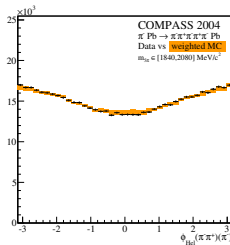
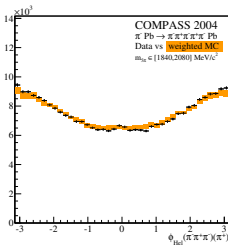
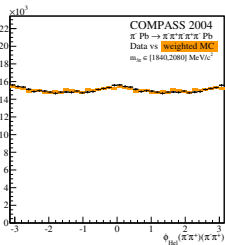
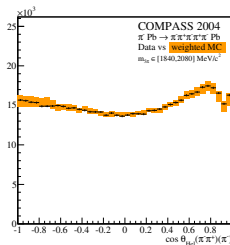
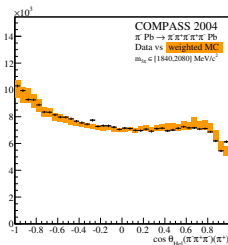
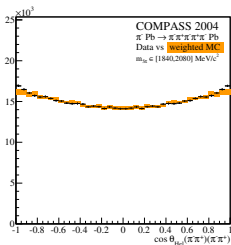
Data vs Weighted Monte Carlo $m_{5\pi} \in [1840, 2080] \text{ MeV}/c^2$





Kinematic Validation of Fit

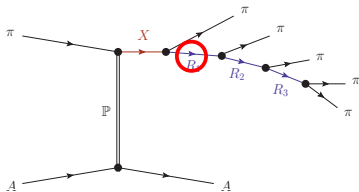
Data vs Weighted Monte Carlo $m_{5\pi} \in [1840, 2080] \text{ MeV}/c^2$





4π Isospin Symmetrization

Isospin Clebsch Gordan Coefficients

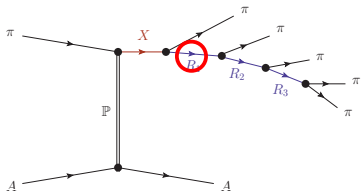




4π Isospin Symmetrization

Isospin Clebsch Gordan Coefficients

2π decay amplitude is isospin-symmetric,
independent of $I_{(\pi\pi)}$



$$\langle 1_1^\pm; 1_1^\mp | \mathcal{D} | l_2^0 \rangle = \frac{2}{\sqrt{C}} \langle 1_1^+; 1_1^- | \mathcal{D} | l_2^0 \rangle.$$



4π Isospin Symmetrization

Isospin Clebsch Gordan Coefficients

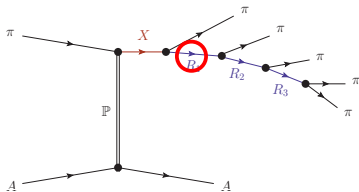
2π decay amplitude is isospin-symmetric,
independent of $I_{(\pi\pi)}$

$$\langle 1_1^\pm; 1_1^\mp | \mathcal{D} | I_2^0 \rangle = \frac{2}{\sqrt{C}} \langle 1_1^+; 1_1^- | \mathcal{D} | I_2^0 \rangle.$$

For three and four pion systems this is not true:

$$\langle \pi^\pm \sigma | \mathcal{D} | 1_3^\pm \rangle \quad \text{symmetric}$$

$$\langle \pi^\pm \rho^0 | \mathcal{D} | 1_3^\pm \rangle \quad \text{antisymmetric}$$





4π Isospin Symmetrization

Isospin Clebsch Gordan Coefficients

2π decay amplitude is isospin-symmetric,
independent of $I_{(\pi\pi)}$

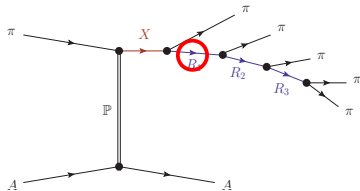
$$\langle 1_1^\pm; 1_1^\mp | \mathcal{D} | I_2^0 \rangle = \frac{2}{\sqrt{C}} \langle 1_1^+; 1_1^- | \mathcal{D} | I_2^0 \rangle.$$

For three and four pion systems this is not true:

$$\langle \pi^\pm \sigma | \mathcal{D} | 1_3^\pm \rangle \quad \text{symmetric}$$

$$\langle \pi^\pm \rho^0 | \mathcal{D} | 1_3^\pm \rangle \quad \text{antisymmetric}$$

$$\begin{aligned} \langle 4\pi | \mathcal{D} | 1_4^0 \rangle &= \left(\frac{1}{\sqrt{2}} \right) \langle 1_1^-; 1_3^+ | \mathcal{D} | 1_4^0 \rangle \cdot \left(\frac{1}{\sqrt{2}} \right) \langle 1_1^+; 1_2^0 | \mathcal{D} | 1_3^+ \rangle \cdot \frac{2}{\sqrt{2}} \langle 1_1^+; 1_1^- | \mathcal{D} | 1_2^0 \rangle \\ &+ \left(\frac{-1}{\sqrt{2}} \right) \langle 1_1^+; 1_3^- | \mathcal{D} | 1_4^0 \rangle \cdot \left(\frac{-1}{\sqrt{2}} \right) \langle 1_1^-; 1_2^0 | \mathcal{D} | 1_3^- \rangle \cdot \frac{2}{\sqrt{2}} \langle 1_1^+; 1_1^- | \mathcal{D} | 1_2^0 \rangle \end{aligned}$$





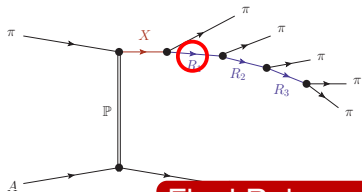
4π Isospin Symmetrization

Isospin Clebsch Gordan Coefficients

2π decay amplitude is isospin-symmetric,
independent of $I(\pi\pi)$

$$\langle 1_1^\pm; 1_1^\mp | \mathcal{D} | I_2^0 \rangle = \frac{2}{\sqrt{C}} \langle 1_1^+; 1_1^- | \mathcal{D} | I_2^0 \rangle.$$

For three and four pion systems this is not true:



Final Rule

$I(4\pi)$	$I(2\pi) = 1$	$I(2\pi) = 0$
0	$\eta = -1$	$\eta = +1$
1	$\eta = +1$	$\eta = -1$

etric

$\mathcal{D} | 1_2^0 \rangle$

$\mathcal{D} | 1_2^0 \rangle$

$\langle 4\pi | \mathcal{D} |$



Exotic 4π System ... or excited ρ ?

Correct isospin assignment essential!

$$G = (-1)^l \cdot C$$

For the 4π system $G = +$.



Exotic 4π System ... or excited ρ ?

Correct isospin assignment essential!

$$G = (-1)^l \cdot C$$

For the 4π system $G = +$.

Consider a $J^P = 1^-$ state

$$l = 0 \quad \Rightarrow \quad J^{PC} = 1^{-+}$$

$$l = 1 \quad \Rightarrow \quad J^{PC} = 1^{--}$$

(5)



Exotic 4π System ... or excited ρ ?

Correct isospin assignment essential!

$$G = (-1)^l \cdot C$$

For the 4π system $G = +$.
Consider a $J^P = 1^-$ state

$$\begin{array}{l} l = 0 \quad \Rightarrow \quad J^{PC} = 1^{-+} \\ l = 1 \quad \Rightarrow \quad J^{PC} = 1^{--} \end{array} \quad (5)$$

$$4\pi \rightarrow \pi^\pm a_1^\mp \rightarrow \pi^\pm (\pi^\mp \rho^0)$$

$$\begin{aligned} \langle 4\pi | \mathcal{D} | I_4^0 \rangle &= \left(\frac{1}{\sqrt{2}} \right) \langle 1_1^-; 1_3^+ | \mathcal{D} | 1_4^0 \rangle \cdot \left(\frac{1}{\sqrt{2}} \right) \langle 1_1^+; 1_2^0 | \mathcal{D} | 1_3^+ \rangle \cdot \frac{2}{\sqrt{2}} \langle 1_1^+; 1_1^- | \mathcal{D} | 1_2^0 \rangle \\ &\pm \left(\frac{-1}{\sqrt{2}} \right) \langle 1_1^+; 1_3^- | \mathcal{D} | 1_4^0 \rangle \cdot \left(\frac{1}{\sqrt{2}} \right) \langle 1_1^-; 1_2^0 | \mathcal{D} | 1_3^- \rangle \cdot \frac{2}{\sqrt{2}} \langle 1_1^+; 1_1^- | \mathcal{D} | 1_2^0 \rangle \end{aligned}$$



Analysis of the 4π Subsystem



Analysis of the 4π Subsystem

Taking out Model Dependence

Problems:

- More than one resonance in an isobar-channel (Unitarity!)
- Rescattering

Idea: (c.f. E791 $D^+ \rightarrow K^- \pi^+ \pi^+$)

- Do **NOT** put any model
- Replace 4-body amplitude \rightarrow with piecewise constant amplitude
- Free fit of amplitude in isobar channel

Caveat:

- Need another isobar to act as interferometer
- Needs huge statistics (many fit-parameters)



Analysis of the 4π Subsystem

Taking out Model Dependence

Problems:

- More than one resonance
- Rescattering

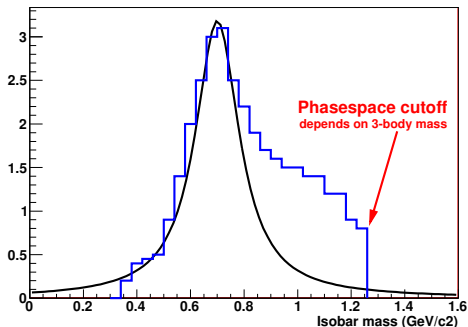
Idea: (c.f. E791 $D^+ \rightarrow K^- \pi$)

- Do **NOT** put any model
- Replace 4-body amplitude
- Free fit of amplitude in is

Caveat:

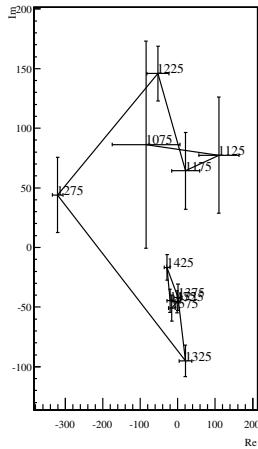
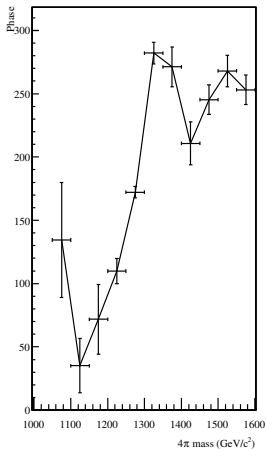
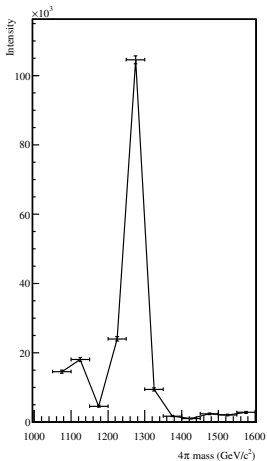
- Need another isobar to act as interference
- Needs huge statistics (many fit-parameters)

Piecewise amplitude definition



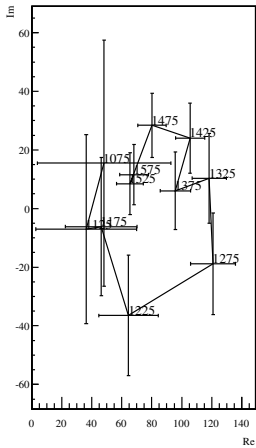
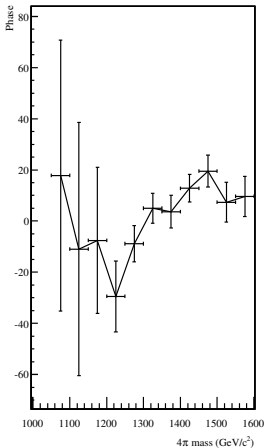
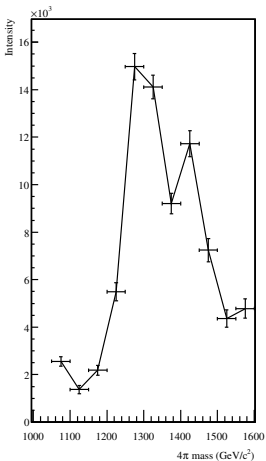


4π decay of $I^G(J^{PC}) = 0^+(1^{++})f_1$





4π decay of $I^G(J^{PC}) = 0^+(2^{++})f_2$





Previous Search for $0^+(1^{-+})$ in $\bar{p}n \rightarrow 5\pi$

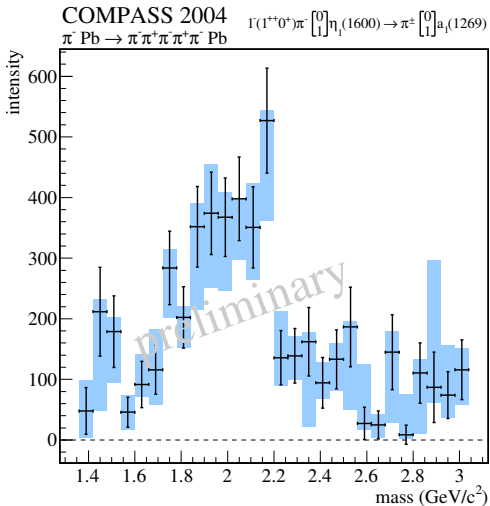
Abe et Al. Eur. Phys. J. C 21 (2001) 261

- Initial state (at rest) dominated by $I^G = 1^- \quad J^{PC} = 0^{-+}$ ($\bar{p}n$ s-wave)
- 4π subsystem dominated by 0^+0^{++}
- $\rho(1450)$ and $\rho(1700)$ found with PDG values
- Search for $\eta_1(1400)$ as Partner to $\pi_1(1400)$
 - Cannot be established (although slight increase in loglikelihood)
 - But: $0^{-+} \rightarrow \pi\eta_1$ requires P-Wave!
 - and: η_1 might be heavier while PhaseSpace is limited in $\bar{p}n$



An Interesting Amplitude

With an exotic 4π isobar

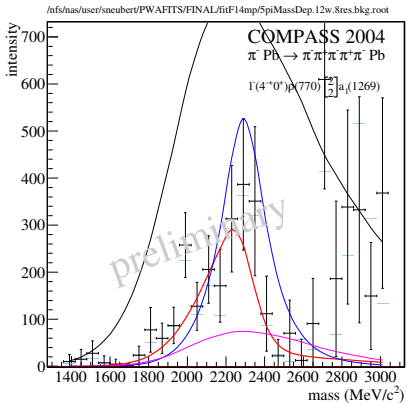




$\pi_2(1880)$ Mass Measurements

Mass (MeV/c ²)	Experiment	Reaction
$1929 \pm 24 \pm 18$	E852	$\pi^- p \rightarrow \eta\eta\pi^- p$
$1876 \pm 11 \pm 67$	E852	$\pi^- p \rightarrow \omega\pi^-\pi^0 p$
$2003 \pm 88 \pm 148$	E852	$\pi^- p \rightarrow \eta\pi^-\pi^+\pi^- p$
$1880 \pm 20 \pm 148$	CB	$\bar{p}p \rightarrow \eta\eta\pi^0\pi^0$
$1836 \pm 13 + 0 - 44$	COMPASS	$\pi^- Pb \rightarrow \pi^-\pi^+\pi^- Pb$
1876 ± 13	COMPASS	$\pi^- Pb \rightarrow \pi^-\pi^+\pi^-\pi^+\pi^- Pb$

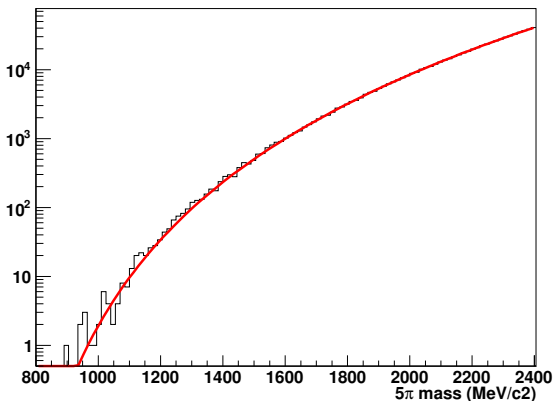
Table: Measured values for the mass of the $\pi_2(1880)$ resonances. As reported in [?] and compared to the COMPASS results. It is interesting that for both the 3π [?] and the new 5π result agree very well.





5π Phase Space Parameterization

$$\rho_{5\pi} = a(m - m_{\text{thresh}})^5 \cdot [1 + b(m - m_{\text{thresh}})] \quad (6)$$





Mass-Independent PWA

- Fit angular distributions + isobar systems in independent mass bins

$$\sigma(\tau, m) = \sum_{\epsilon=\pm 1} \sum_{r=1}^{N_r} \left| \sum_i T_{ir}^\epsilon(m) f_i^\epsilon(t') \psi_i^\epsilon(\tau, m) \right|^2$$

- Production amplitude
- t' -dependence (helicity “flip”)
- Decay amplitude (Helicity formalism, reflectivity basis)



Mass-Independent PWA

- Fit angular distributions + isobar systems in independent mass bins

$$\sigma(\tau, m) = \sum_{\epsilon=\pm 1} \sum_{r=1}^{N_r} \left| \sum_i T_{ir}^{\epsilon}(m) f_i^{\epsilon}(t') \psi_i^{\epsilon}(\tau, m) \right|^2$$

- Production amplitude
- t' -dependence (helicity “flip”)
- Decay amplitude (Helicity formalism, reflectivity basis)

Mass-Dependent χ^2 fit \rightarrow Extract Resonance Parameters

- Parameterization of spin-density matrix elements $\sum_r T_{ir}^{\epsilon} T_{jr}^{\epsilon*}(m_x)$
- Takes into account **interference terms**
- Coherent background for some waves



Mass Independent Amplitude Fit

Intensity distribution parameterization

Intensity distribution \mathcal{I} as a function of decay-kinematic variables τ :

$$\mathcal{I}(\tau) = \sum_{\epsilon=\pm 1} \sum_r \left| \sum_{\alpha \in M} T_{\alpha r}^{\epsilon} \bar{\psi}_{\alpha}^{\epsilon}(\tau) \right|^2$$

- Finite waveset M
- Production amplitude
- Decay amplitude



Mass Independent Amplitude Fit

Intensity distribution parameterization

Intensity distribution \mathcal{I} as a function of decay-kinematic variables τ :

$$\mathcal{I}(\tau) = \sum_{\epsilon=\pm 1} \sum_r \left| \sum_{\alpha \in M} T_{\alpha r}^{\epsilon} \bar{\psi}_{\alpha}^{\epsilon}(\tau) \right|^2$$

- Finite waveset M
- Production amplitude
- Decay amplitude

The likelihood \mathcal{L} to observe (a specific set of) N events in a bin with finite acceptance $\eta(\tau)$ (assuming a model M , parameters T_{ir}^{ϵ}) is:

$$P(\text{Data} | T_{ir}, M) = \mathcal{L} = \left[\frac{\bar{N}^N}{N!} e^{-\bar{N}} \right] \prod_i \frac{\mathcal{I}(\tau_i) \eta(\tau_i) f(\tau_i)}{\underbrace{\int \mathcal{I}(\tau) \eta(\tau) d\rho(\tau)}_{=\bar{N}}} \quad \text{with} \quad d\rho(\tau) = f(\tau) d\tau$$



Mass Independent Amplitude Fit

Definition of LogLikelihood Function

$$\mathcal{L} = \left[\frac{\bar{N}^N}{N!} e^{-\bar{N}} \right] \prod_i^N \frac{\mathcal{I}(\tau_i)}{\bar{N}} \eta(\tau_i) f(\tau_i) = \frac{1}{N!} \prod_i^N \mathcal{I}(\tau_i) \cdot \prod_i^N \eta(\tau_i) f(\tau_i) \cdot e^{-\bar{N}}$$



Mass Independent Amplitude Fit

Definition of LogLikelihood Function

$$\mathcal{L} = \left[\frac{\bar{N}^N}{N!} e^{-\bar{N}} \right] \prod_i^N \frac{\mathcal{I}(\tau_i)}{\bar{N}} \eta(\tau_i) f(\tau_i) = \frac{1}{N!} \prod_i^N \mathcal{I}(\tau_i) \cdot \prod_i^N \eta(\tau_i) f(\tau_i) \cdot e^{-\bar{N}}$$

Taking the logarithm and inserting for \bar{N} :

$$\ln \mathcal{L} = -N \ln N + \sum_i^N \eta(\tau_i) f(\tau_i) + \sum_i^N \ln \mathcal{I}(\tau_i) - \int \mathcal{I}(\tau) \eta(\tau) d\rho(\tau)$$



Mass Independent Amplitude Fit

Definition of LogLikelihood Function

$$\mathcal{L} = \left[\frac{\bar{N}^N}{N!} e^{-\bar{N}} \right] \prod_i^N \frac{\mathcal{I}(\tau_i)}{\bar{N}} \eta(\tau_i) f(\tau_i) = \frac{1}{N!} \prod_i^N \mathcal{I}(\tau_i) \cdot \prod_i^N \eta(\tau_i) f(\tau_i) \cdot e^{-\bar{N}}$$

Taking the logarithm and inserting for \bar{N} :

$$\ln \mathcal{L} = -N \ln N + \sum_i^N \eta(\tau_i) f(\tau_i) + \sum_i^N \ln \mathcal{I}(\tau_i) - \int \mathcal{I}(\tau) \eta(\tau) d\rho(\tau)$$

drop $(-N \ln N + \sum_i^N \eta(\tau_i) f(\tau_i))$ and insert intensity parameterization

$$\ln \mathcal{L} = \sum_{n=1}^{N_{\text{events}}} \ln \left[\sum_{\epsilon, r} \sum_{\alpha, \beta \in M} T_{\alpha r}^{\epsilon} T_{\beta r}^{\epsilon*} \bar{\psi}_{\alpha}^{\epsilon}(\tau_n) \bar{\psi}_{\beta}^{\epsilon}(\tau_n)^* \right] - \sum_{\epsilon, r} \sum_{\alpha, \beta \in M} T_{\alpha r}^{\epsilon} T_{\beta r}^{\epsilon*} I A_{\alpha\beta}^{\epsilon}$$



Mass Independent Amplitude Fit

Definition of LogLikelihood Function

$$\mathcal{L} = \left[\frac{\bar{N}^N}{N!} e^{-\bar{N}} \right] \prod_i^N \frac{\mathcal{I}(\tau_i)}{\bar{N}} \eta(\tau_i) f(\tau_i) = \frac{1}{N!} \prod_i^N \mathcal{I}(\tau_i) \cdot \prod_i^N \eta(\tau_i) f(\tau_i) \cdot e^{-\bar{N}}$$

Taking the logarithm and inserting for \bar{N} :

$$\ln \mathcal{L} = -N \ln N + \sum_i^N \eta(\tau_i) f(\tau_i) + \sum_i^N \ln \mathcal{I}(\tau_i) - \int \mathcal{I}(\tau) \eta(\tau) d\rho(\tau)$$

drop $(-N \ln N + \sum_i^N \eta(\tau_i) f(\tau_i))$ and insert intensity parameterization

$$\ln \mathcal{L} = \sum_{n=1}^{N_{\text{events}}} \ln \left[\sum_{\epsilon, r} \sum_{\alpha, \beta \in M} T_{\alpha r}^{\epsilon} T_{\beta r}^{\epsilon*} \bar{\psi}_{\alpha}^{\epsilon}(\tau_n) \bar{\psi}_{\beta}^{\epsilon}(\tau_n)^* \right] - \sum_{\epsilon, r} \sum_{\alpha, \beta \in M} T_{\alpha r}^{\epsilon} T_{\beta r}^{\epsilon*} IA_{\alpha\beta}^{\epsilon}$$

$$IA_{\alpha\beta}^{\epsilon} = \int \bar{\psi}_{\alpha}^{\epsilon}(\tau) \bar{\psi}_{\beta}^{\epsilon}(\tau)^* \eta(\tau) d\tau$$



Which waves to include into the waveset?



Which waves to include into the waveset?

Avoid overfitting



Which waves to include into the waveset?

Avoid overfitting

→ Data driven method



Bayes' Theorem (for the Model Probability after Observation)

$$P(M_k|\text{Data}) = \frac{P(\text{Data}|M_k)P(M_k)}{\sum_{k'} P(\text{Data}|M_{k'})P(M_{k'})}$$

with model-priors $P(M_k)$ $\sum_{k'} P(M_{k'}) = 1$



Bayes' Theorem (for the Model Probability after Observation)

$$P(M_k | \text{Data}) = \frac{P(\text{Data} | M_k) P(M_k)}{\sum_{k'} P(\text{Data} | M_{k'}) P(M_{k'})}$$

with model-priors $P(M_k)$ $\sum_{k'} P(M_{k'}) = 1$

Marginal Likelihood or Evidence

$$P(\text{Data} | M_k) = \int \underbrace{P(\text{Data} | T^k, M_k)}_{\mathcal{L}} \underbrace{P(T^k | M_k)}_{\text{Prior}} dT^k$$

$P(T^k | M_k)$ contains any pre-knowledge on the model-parameters T

- Marginalization ($= \int dT$) is not trivial in high-dimensional spaces
- Numerically stable is only the **Log**Likelihood



The Occam Factor Approximation

David J. C. MacKay, 2003 "Information Theory, Inference and Learning Algorithms"



Technische Universität München

$$P(\text{Data}|M_k) = \int \underbrace{P(\text{Data}|T^k, M_k)}_{\mathcal{L}} \underbrace{P(T^k|M_k)}_{\text{Prior}} dT^k$$



The Occam Factor Approximation

David J. C. MacKay, 2003 "Information Theory, Inference and Learning Algorithms"



Technische Universität München

$$P(\text{Data}|M_k) = \int \underbrace{P(\text{Data}|T^k, M_k)}_{\mathcal{L}} \underbrace{P(T^k|M_k)}_{\text{Prior}} dT^k$$

Approximate with Laplace's method:

$$P(\text{Data}|M_k) \approx P(\text{Data}|T_{\text{ML}}^k, M_k) \cdot \underbrace{P(T_{\text{ML}}^k|M_k) \cdot \sqrt{(2\pi)^d |\mathbf{C}_{T|\text{Data}}|}}_{\text{Occam factor}}$$



The Occam Factor Approximation

David J. C. MacKay, 2003 "Information Theory, Inference and Learning Algorithms"



Technische Universität München

$$P(\text{Data}|M_k) = \int \underbrace{P(\text{Data}|T^k, M_k)}_{\mathcal{L}} \underbrace{P(T^k|M_k)}_{\text{Prior}} dT^k$$

Approximate with Laplace's method:

$$P(\text{Data}|M_k) \approx P(\text{Data}|T_{\text{ML}}^k, M_k) \cdot \underbrace{P(T_{\text{ML}}^k|M_k) \cdot \sqrt{(2\pi)^d |\mathbf{C}_{T|\text{Data}}|}}_{\text{Occam factor}}$$

- $P(\text{Data}|T_{\text{ML}}^k, M_k)$ LogLikelihood at maximum likelihood solution T_{ML}
- $|\mathbf{C}_{T|\text{Data}}|$ determinant of covariance matrix
- Dimension of parameter space: d



The Occam Factor Approximation

David J. C. MacKay, 2003 "Information Theory, Inference and Learning Algorithms"

$$P(\text{Data}|M_k) = \int \underbrace{P(\text{Data}|T^k, M_k)}_{\mathcal{L}} \underbrace{P(T^k|M_k)}_{\text{Prior}} dT^k$$

Approximate with Laplace's method:

$$P(\text{Data}|M_k) \approx P(\text{Data}|T_{\text{ML}}^k, M_k) \cdot \underbrace{P(T_{\text{ML}}^k|M_k) \cdot \sqrt{(2\pi)^d |\mathbf{C}_{T|\text{Data}}|}}_{\text{Occam factor}}$$

- $P(\text{Data}|T_{\text{ML}}^k, M_k)$ LogLikelihood at maximum likelihood solution T_{ML}
- $|\mathbf{C}_{T|\text{Data}}|$ determinant of covariance matrix
- Dimension of parameter space: d

Logarithmic evidence:

$$\ln P(\text{Data}|M_k) \approx \ln P(\text{Data}|T_{\text{ML}}^k, M_k) + \ln P(T^k|M_k) + \ln \sqrt{(2\pi)^d |\mathbf{C}_{T|D}|}$$



Log-Evidence

$$\ln P(\text{Data}|M_k) \approx \ln \mathcal{L}_{ML} + \ln \sqrt{(2\pi)^d |\mathbf{C}_{T|\text{Data}}|} - \ln V_T^k + \sum_{i \in M} \ln S_i$$

where V_T^k is the (prior) volume of parameter space

- Models (=wavesets) compared through the Bayes-Factor

$$B_{12} = \frac{P(\text{Data}|M_1)}{P(\text{Data}|M_2)}$$

- Interpretation according to Kass&Raftery:

$2 \ln B_{12}$	B_{12}	Evidence
0 to 2	1 to 3	Not worth mentioning
2 to 6	3 to 20	Positive
6 to 10	20 to 150	Strong
> 10	> 150	Very strong

Kass, Raftery, *Bayes Factors*, J. Am. Stat. Assoc. 90 (1995) 773



Automatic Waveset Exploration

Genetic Algorithm



Technische Universität München

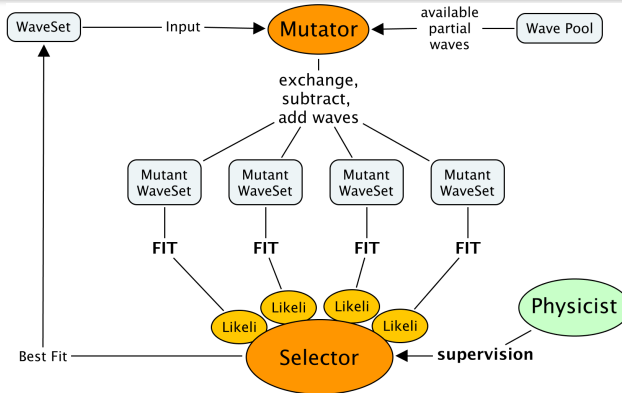


Figure of Merit

- **Bayesian Statistics** → regularized Log-Likelihood
- Takes into account model complexity

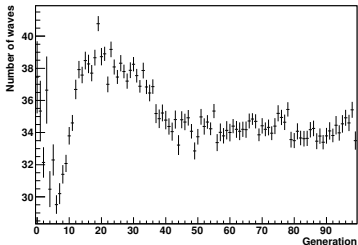
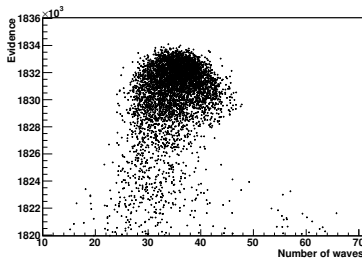
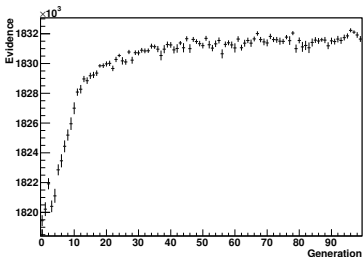


Automatic Waveset Exploration

Genetic Algorithm – 100 generations, population size 50



Technische Universität München



- Pool: ~ 300 waves
- Small wave suppression 5σ
- Waveset size optimizes around 34 waves