

Measurement of the Gluon Polarization of the Nucleon at COMPASS

Davide Reggiani

CERN, Geneva

On behalf of the COMPASS Collaboration

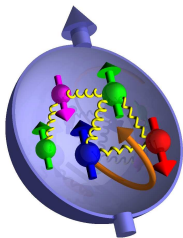
Photon 2007 International Conference
Paris 9-13 July 2007



Outline

- 1 Introduction
- 2 ΔG at COMPASS
- 3 Open Charm
- 4 High- p_T Hadron Pairs
- 5 Summary

Spin Structure of the Nucleon



$$S_z^N = \frac{1}{2} = \frac{1}{2}\Delta\Sigma + \Delta G + L_z^{q,G}$$

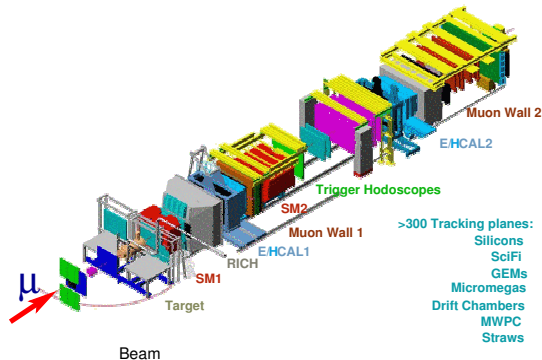
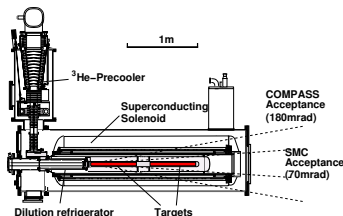
- $\Delta\Sigma \approx 0.3$ (smaller than predicted)
- ΔG under investigation
- L_z : the future

The COMPASS Experiment

COMPASS Collaboration; *Nucl. Instrum. and Meth. A*, **577** (2007), 455

Target

- ${}^6\text{LiD}$
- 2 Cells (60 cm)
- $\approx 50\%$ Polarization

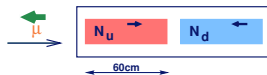
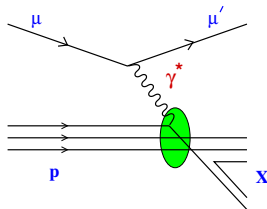


Beam

- $2 \cdot 10^8$ muons/spill (16.8 sec)
- 80(76) % polarization
- 160 GeV/c



Measuring Asymmetries in DIS



- Scattering Process: Polarized DIS

- Goal: measure longitudinal $A_{||} = \frac{\sigma_{\uparrow\uparrow} - \sigma_{\uparrow\downarrow}}{\sigma_{\uparrow\uparrow} + \sigma_{\uparrow\downarrow}}$

- Use Counting Rates N_u and N_d

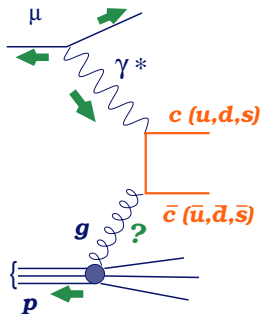
- Experimental Asymmetry

$$A_{exp} = \frac{1}{2} \left(\frac{N_u - N_d}{N_u + N_d} + \frac{N_{u'} - N_{d'}}{N_{u'} + N_{d'}} \right) = P_\mu P_t f A_{||}$$

($N_{u'}$ and $N_{d'}$ with reversed target polarization)

Probing Gluons in DIS

Photon-Gluon-Fusion



$$A_{\parallel}^{PGF} \sim \langle a_{LL} \rangle \frac{\Delta G}{G}$$

Two Channels

■ Open Charm

$$\gamma^* g \rightarrow c \bar{c} \rightarrow DX \rightarrow (K\pi) X \quad 3.8\%$$

- hard scale: $\hat{s} \approx 4m_c^2$
- no physical background
- low statistics

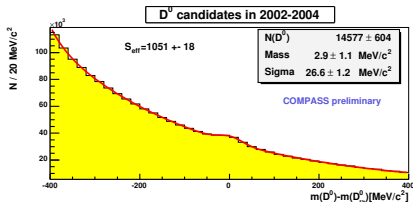
■ High p_T Hadron Pairs

$$\gamma^* g \rightarrow q \bar{q} \rightarrow h^+ h^- \quad (q = u, d, s)$$

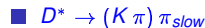
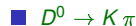
- large statistics
- competing processes

Open Charm Reconstruction

Track based reconstruction (no decay vertex)



- Two channels



- Selection

- D^0 kinematics:

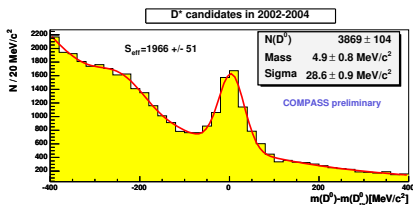
mom. fraction $z_{D^0} > 0.25$ (0.2)

decay angle $|\cos\theta^*| < 0.5$ (0.85)

- D^* tag: mass difference δm

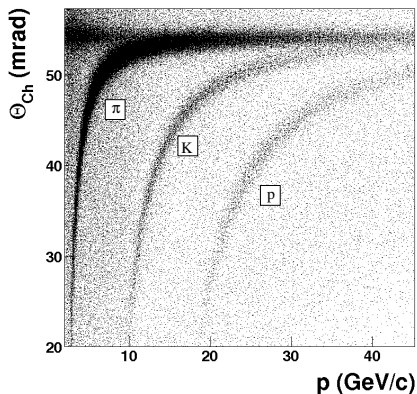
$3.1 \text{ MeV}/c^2 < \delta m - m_\pi < 9.1 \text{ MeV}/c^2$

- Particle Identification



Particle Identification with RICH

RICH: K/π separation up to ≈ 50 GeV/c



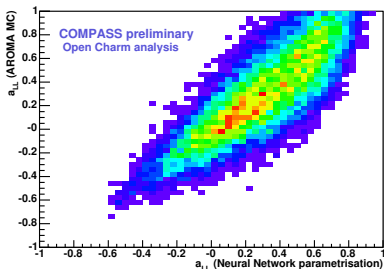
■ D^- -mesons

■ kaon identification
($\approx 80\%$ of K)

■ pion: kaon exclusion

Analyzing Power a_{LL} and Results

Events Asymmetry: $A_{exp} = P_\mu P_T f \frac{S}{S+B} A_{||}^{PGF} \sim \langle a_{LL} \rangle \frac{\Delta G}{G}$



- $a_{LL} = \frac{\Delta\sigma_{\mu g \rightarrow c\bar{c}}}{\sigma_{\mu g \rightarrow c\bar{c}}}$ depends on hard scattering kinematics
- Only one charmed meson reconstructed \Rightarrow MC needed: AROMA
- Parametrization by neural network
- a_{LL} from observables $y, Q^2, z_{D_0}, p_T^\gamma D_0$

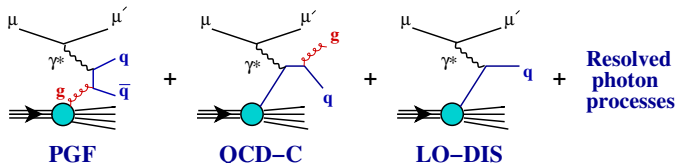
$$\frac{\Delta G}{G} = -0.57 \pm 0.41(\text{stat}) \pm 0.17(\text{syst})$$

$$x_G \approx 0.15 \quad \mu^2 \approx 13 (\text{GeV}/c)^2$$

PGF in High p_T Hadron Pairs

Measured asymmetry from many contributions

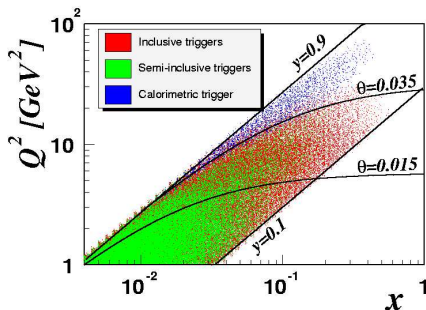
$$A_{\parallel} = R_{PGF} \langle a_{LL}^{PGF} \rangle \frac{\Delta G}{G} + R_{QCD-C} \langle a_{LL}^{QCD-C} \rangle \frac{\Delta q}{q} + R_{LO} \langle a_{LL}^{LO} \rangle \frac{\Delta q}{q} \quad (+\text{Resolved Photon})_{Q^2 < 1}$$



MC needed to determine R_i and a_{LL}^i :

- LEPTO, $Q^2 > 1 \text{ GeV}^2 \rightarrow 10\%$ of data
- PYTHIA, $Q^2 < 1 \text{ GeV}^2 \rightarrow 90\%$ of data

High p_T Event Selection



Kinematical cuts:

- $Q^2 \leq 1$
- $0.1 < y < 0.9$
- $x < 0.05$ ($A_1^d \approx 0$)

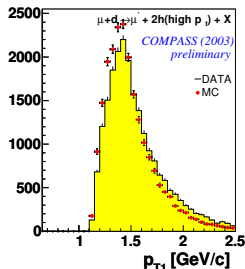
High- p_T :

- $p_{T,1}, p_{T,2} > 0.7$ GeV/c
- $p_{T,1}^2 + p_{T,2}^2 > 2.5$ (GeV/c)²
- $z > 0.1$
- $x_F > 0.1$ (exclude target fragmentation)

$\frac{\Delta G}{G}$ from High- p_T , $Q^2 > 1$

2002 and 2003 Data (28k Events)

Measured Asymmetry: $\langle \frac{A_{||}}{D} \rangle = -0.015 \pm 0.080(\text{stat}) \pm 0.013(\text{syst})$



MC vs DATA: good agreement

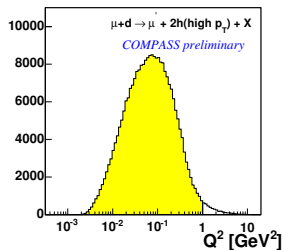
$$\blacksquare \langle a_{LL}/D \rangle = -0.75 \pm 0.05$$

$$\blacksquare R_{PGF} = 0.34 \pm 0.07$$

Hard scale ensured by $Q^2 > 1$

$$\frac{\Delta G}{G} = 0.06 \pm 0.31(\text{stat}) \pm 0.06(\text{syst}) \quad (\langle x_G \rangle = 0.13, \langle \mu^2 \rangle = 2.4 (\text{GeV}/c)^2)$$

Asymmetry from High- p_T , $Q^2 < 1$



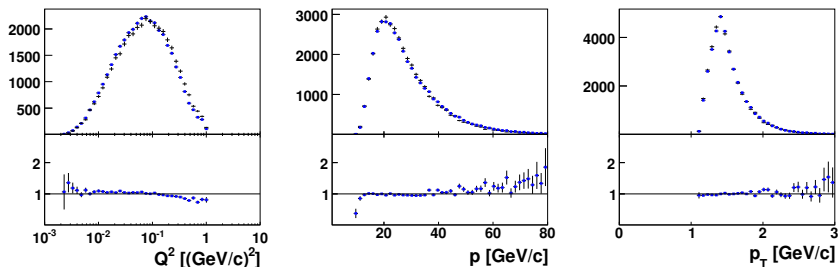
- 2002, 2003 and 2004 data
- High statistics (500k events)
- Hard scale fixed by p_T cut
- $\langle \frac{A_{\parallel}}{D} \rangle = +0.004 \pm 0.013(\text{stat}) \pm 0.003(\text{syst})$

$Q^2 < 1 \implies$ Resolved Photon Processes

Background Contribution from MC \implies model dependence

MC vs Data ($Q^2 < 1$)

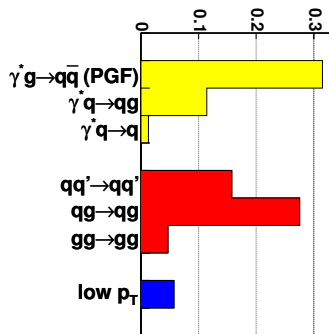
Leading Hadron kinematics



PHYTHIA describes COMPASS data very well!

Subprocesses from PYTHIA ($Q^2 < 1$)

$$\frac{A_{\parallel}}{D} \approx R_{PGF} \left\langle \frac{a_{LL}^{PGF}}{D} \right\rangle \frac{\Delta G}{G} + R_{QCD-C} \left\langle \frac{a_{LL}^{QCD-C}}{D} \right\rangle A_1 + \sum_{f, f'} R_{ff'} \left\langle a_{LL}^{ff'} \frac{\Delta f}{f} \frac{\Delta f'}{f'} \right\rangle$$



- R_i , a_{LL}^i , $\langle x_G \rangle$ and $\langle \mu^2 \rangle$ provided by MC
- LO-DIS and Low- p_T scattering processes can be neglected
- Δf^γ are unknown, but $-f^\gamma < \Delta f^\gamma < f^\gamma \leftarrow$ measured!
 \Rightarrow two scenarios (min and max)

Direct

Resolved photon

Low- p_T scattering

$\frac{\Delta G}{G}$ from High- p_T , $Q^2 < 1$

$$\frac{\Delta G}{G}_{min} = 0.010 \pm 0.045(\text{stat}) \pm 0.011(\text{exp.syst}) \pm 0.018(\text{MC.syst})$$

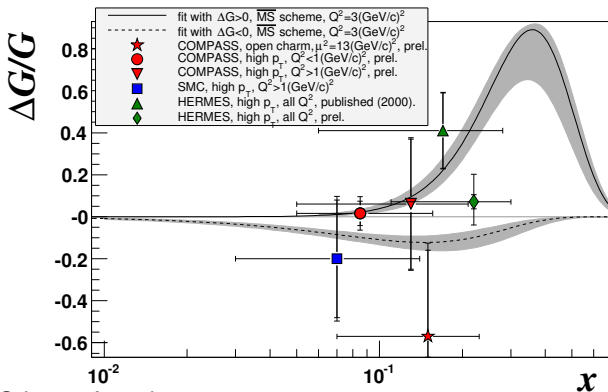
$$\frac{\Delta G}{G}_{max} = 0.023 \pm 0.058(\text{stat}) \pm 0.014(\text{exp.syst}) \pm 0.052(\text{MC.syst})$$

$$\frac{\Delta G}{G} = 0.016$$

$$\pm 0.058(\text{stat}) \pm 0.014(\text{exp.syst}) \pm 0.052(\text{MC.syst}) \pm 0.013(\text{photon})$$

$$\langle x_G \rangle = 0.085, \quad \langle \mu^2 \rangle = 3 (\text{GeV}/c)^2$$

Conclusion



- Small $\int \Delta G dx_G$ preferred
- Spin Puzzle far from being solved!
- 2006 data being analyzed, 2007 data taking started!