


# Pion polarizabilities measurement at COMPASS

---

Guskov Alexey, JINR, Dubna  
[Alexey.Guskov@cern.ch](mailto:Alexey.Guskov@cern.ch)

on behalf of the COMPASS collaboration



HEP '07, Manchester

# COMPASS experiment

The fixed target experiment  
on SPS at CERN

1996 - COMPASS PROPOSAL

1999 - 2001 - CONSTRUCTION AND INSTALLATION

2001 - TECHNICAL RUN

2002 - 2004, 2006 - 2007 - DATA TAKING WITH MUON BEAM

OCTOBER-NOVEMBER 2004 - PILOT HADRON RUN


FUTURE (2008?) - DATA TAKING WITH HADRON BEAM

## MUON PROGRAM

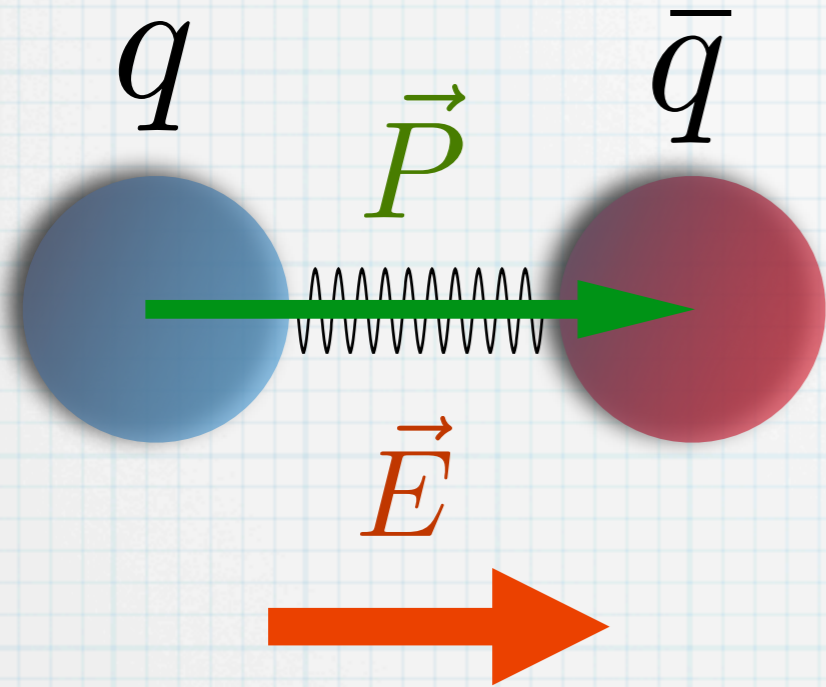
- \*  $\Delta G/G$
- \* Structure functions
- \* Exclusive production of vector mesons
- \*  $\Lambda$ -physics
- \* Transversity

## HADRON PROGRAM

- \* Pion polarizabilities
- \* Chiral anomaly
- \* Charm baryons
- \* Glueballs and exotic mesons



# Pion polarizabilities

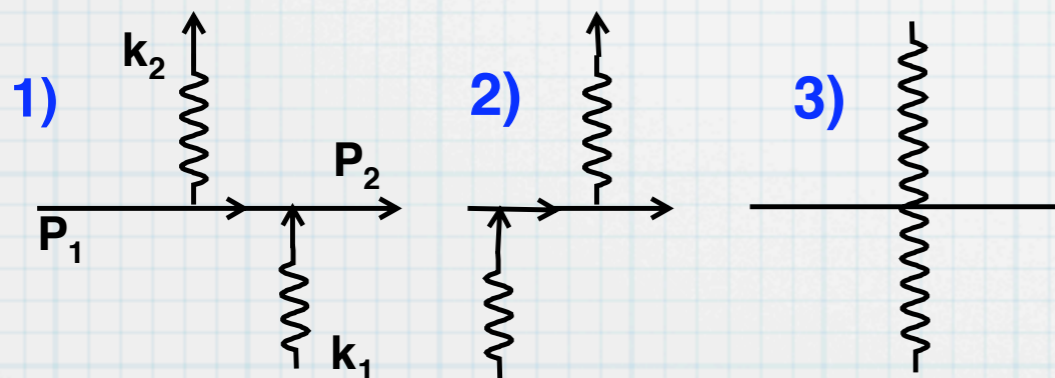


$$\vec{P} = \alpha_{\pi} \times \vec{E}$$

$$\vec{\mu} = \beta_{\pi} \times \vec{H}$$

The electric and magnetic polarizabilities of pion are the quantities characterizing the rigidity of quark-antiquark system

## $\pi\gamma$ -scattering diagrams for point like pion



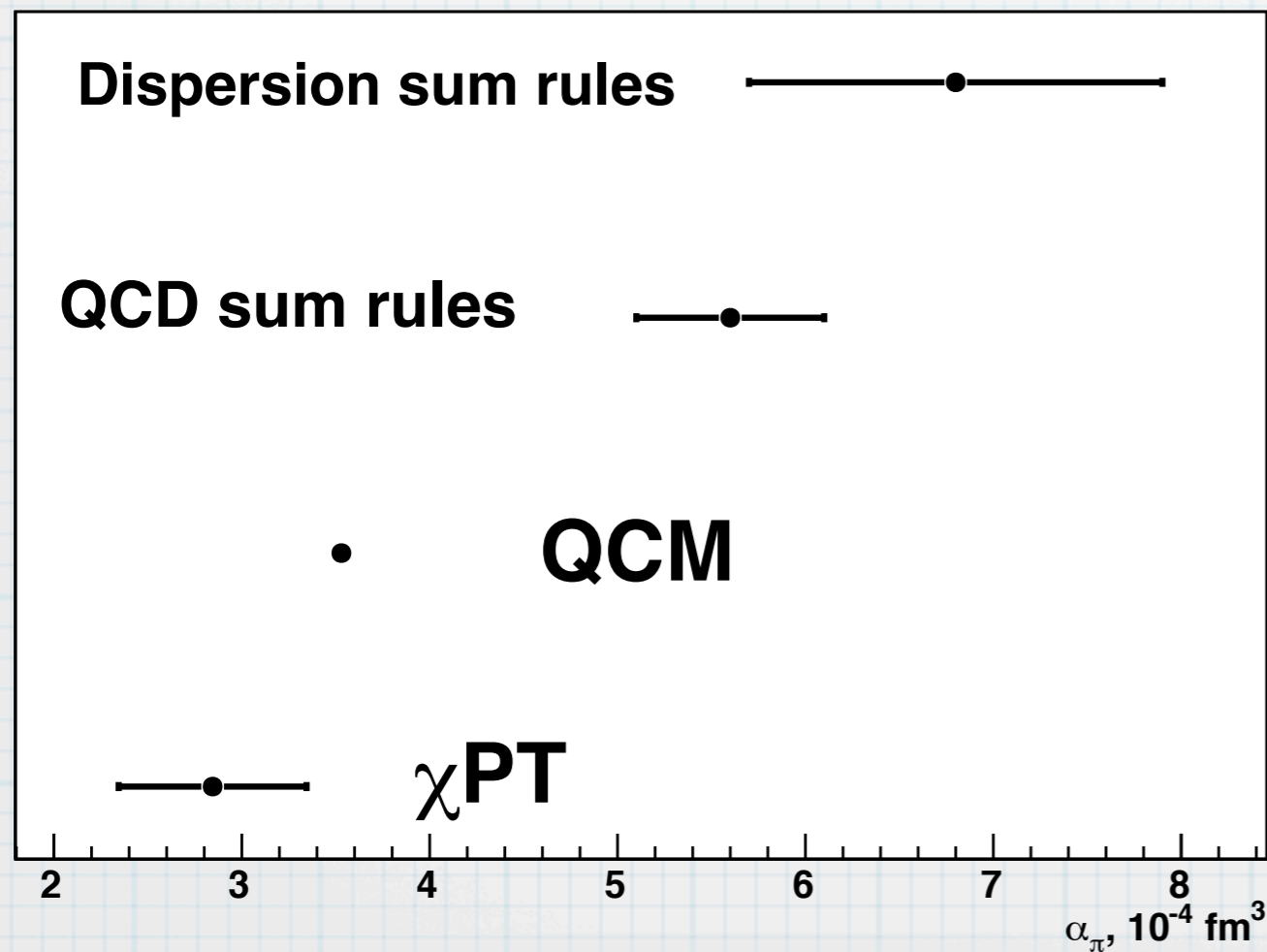
Corrections related to pion internal structure

In nonrelativistic approximation the hamiltonian of pion interaction with external electromagnetic field corresponding to the 4th diagram can be represented as:

$$H = 1/2 (\alpha_{\pi} E^2 + \beta_{\pi} H^2)$$

# Theoretical predictions for $\alpha_\pi$ and $\beta_\pi$

- ☑  $\chi$  PT (2 loops)  $\alpha_\pi + \beta_\pi = 0.16$ ,  $\alpha_\pi - \beta_\pi = 5.7 \pm 1.0$
- ☑ QCM  $\alpha_\pi + \beta_\pi = 0.23$ ,  $\alpha_\pi - \beta_\pi = 7.05$
- ☑ QCD sum rules  $\alpha_\pi = 5.6 \pm 0.5$
- ☑ Dispersion sum rules  
 $\alpha_\pi + \beta_\pi = 0.166 \pm 0.024$ ,  $\alpha_\pi - \beta_\pi = 13.60 \pm 2.15$



Different theoretical models predict quite different values of pion polarizabilities. Experimental measurement provides the stringent test of theoretical approaches.

# Experimental results for $\alpha_\pi$ and $\beta_\pi$

$10^{-4} \text{ fm}^3$

$\pi^- + A \rightarrow \pi^- + A + \gamma$  process

**SIGMA-AYAKS (Protvino)**

$$\alpha_\pi = 6.9 \pm 1.4_{\text{stat}} \pm 1.2_{\text{syst}} \quad (\text{for } \alpha_\pi + \beta_\pi = 0)$$

$\gamma + p \rightarrow \gamma + \pi^+ + n$  process

**Lebedev**

$$\alpha_\pi = 20 \pm 12_{\text{stat}}$$

**A2 (MAMI)**

$$\alpha_\pi - \beta_\pi = 11.6 \pm 1.5_{\text{stat}} \pm 3.0_{\text{syst}} \pm 0.5_{\text{mod}}$$

$\gamma + \gamma \rightarrow \pi^+ + \pi^-$  process

**MARK II**

$$\alpha_\pi = 2.2 \pm 1.6_{\text{stat+syst}}$$

**PLUTO**

$$\alpha_\pi = 19.1 \pm 4.8_{\text{stat}} \pm 5.7_{\text{syst}}$$

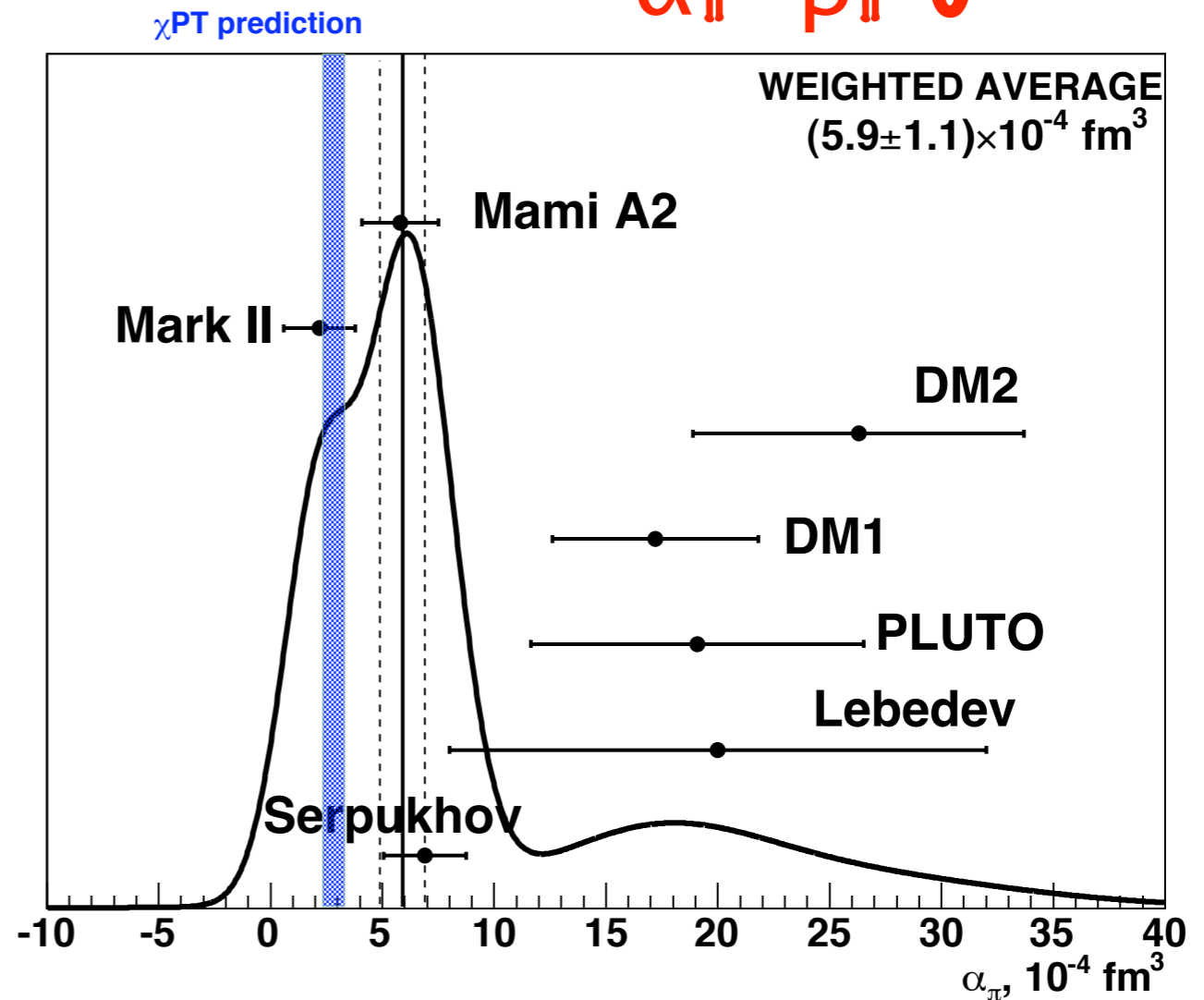
**DM1**

$$\alpha_\pi = 17.2 \pm 4.6_{\text{stat}}$$

**DM2**

$$\alpha_\pi = 26.3 \pm 7.4_{\text{stat}}$$

$\alpha_\pi + \beta_\pi = 0$




## Global fit of $\gamma + \gamma \rightarrow \pi^+ + \pi^-$ data

L.V. Fil'kov, V.L. Kashevarov **Phys.Rev.C73:035210,2006**

$$\alpha_\pi - \beta_\pi = 13.0_{-1.9}^{+2.6} \times 10^{-4} \text{ fm}^3$$

$$\alpha_\pi + \beta_\pi = 0.18_{-0.02}^{+0.11} \times 10^{-4} \text{ fm}^3$$

# Primakoff reaction

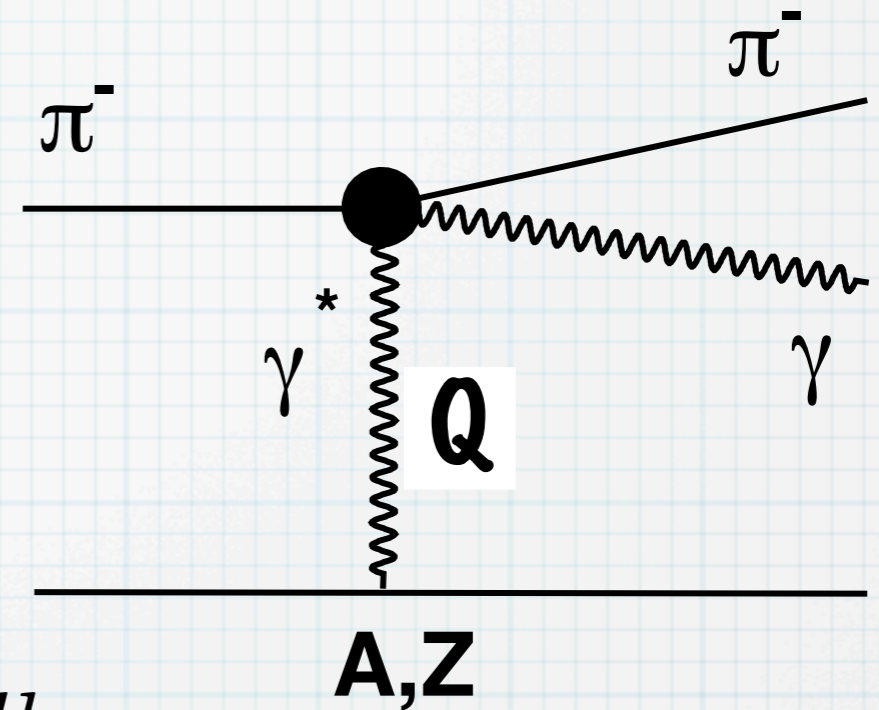


*In COMPASS we study quasi-real photon Compton scattering on  $\pi^-$*

$$d\sigma = \int d\sigma_{Compton} \times n(\omega_0, k_{0\perp}) d\omega_0 dk_{0\perp}$$

where  $q = (\omega_0, k_0)$  is 4-vector of virtual photon

$$\sigma_{Compton} = \sigma(\alpha_\pi, \beta_\pi)$$



**Main signatures:**

$$\sigma \sim Z^2$$

$$Q \ll m_\pi$$

**For measurement of pion polarizabilities we compare the measured differential cross section of Primakoff reaction and the theoretically predicted cross section for point like pion**

# COMPASS hadron run 2004

## TARGETS:

**main**

Pb 3 mm

Pb 1.6 mm

Pb 2 + 1 mm

C 23,5 mm

Cu 3.55 mm

Empty target

About 10 days of data taking (pilot run)  
Integrated beam flux is  $10^{11}$  pions

**Beam:**  
secondary beam from SPS  
 $\pi^-$  (190 GeV)  
 $\mu^-$  (190 GeV)

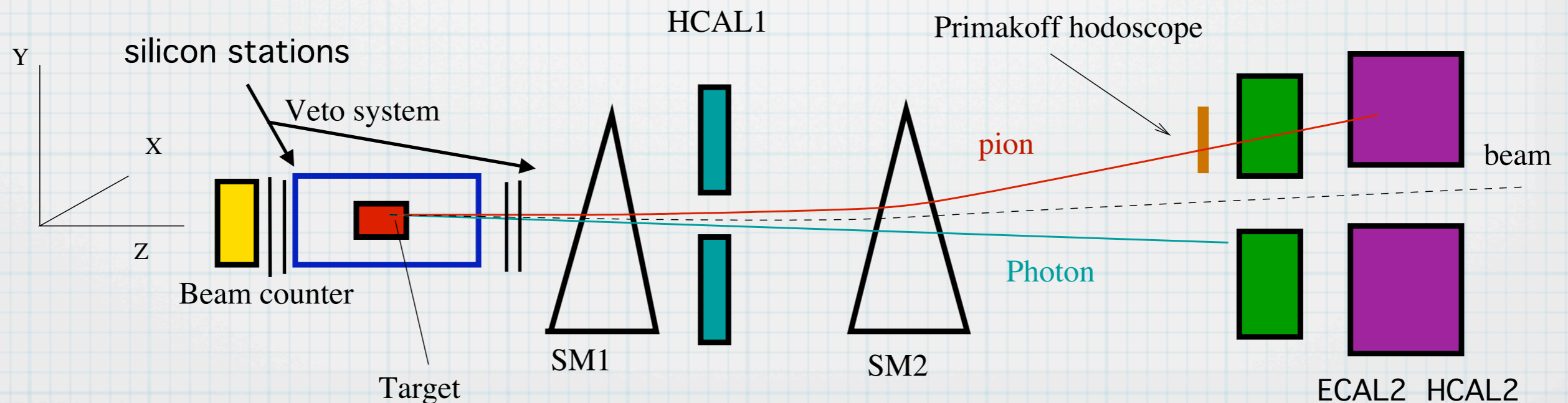
## Trigger:

### Primakoff1:

trigger hodoscope +  
>50 GeV in electromagnetic calorimeter +  
>18 GeV in hadron calorimeter

### Primakoff2:

>100 GeV in electromagnetic calorimeter



# Primakoff analysis

For measurement of  $\alpha_\pi$  and  $\beta_\pi$   
under approximation  $\alpha_\pi + \beta_\pi = 0$   
we compare differential cross  
section

$$\frac{d\sigma}{d\omega}, \text{ where } \omega = \frac{E_\gamma}{E_{beam}}$$

measured and theoretically  
predicted for point like pion

At COMPASS there is a possibility to measure  $\alpha_\pi$   
and  $\beta_\pi$  independently from comparison of 2-D  
cross sections

$$\frac{d^2\sigma}{d\omega d\theta}, \text{ where } \theta \text{ is the angle of photon emission}$$

In current analysis only the data with  
**Pb 2+1 mm target** and **trigger Primakoff2**  
were used for pion polarizabilities estimation.

## EVENT SELECTION

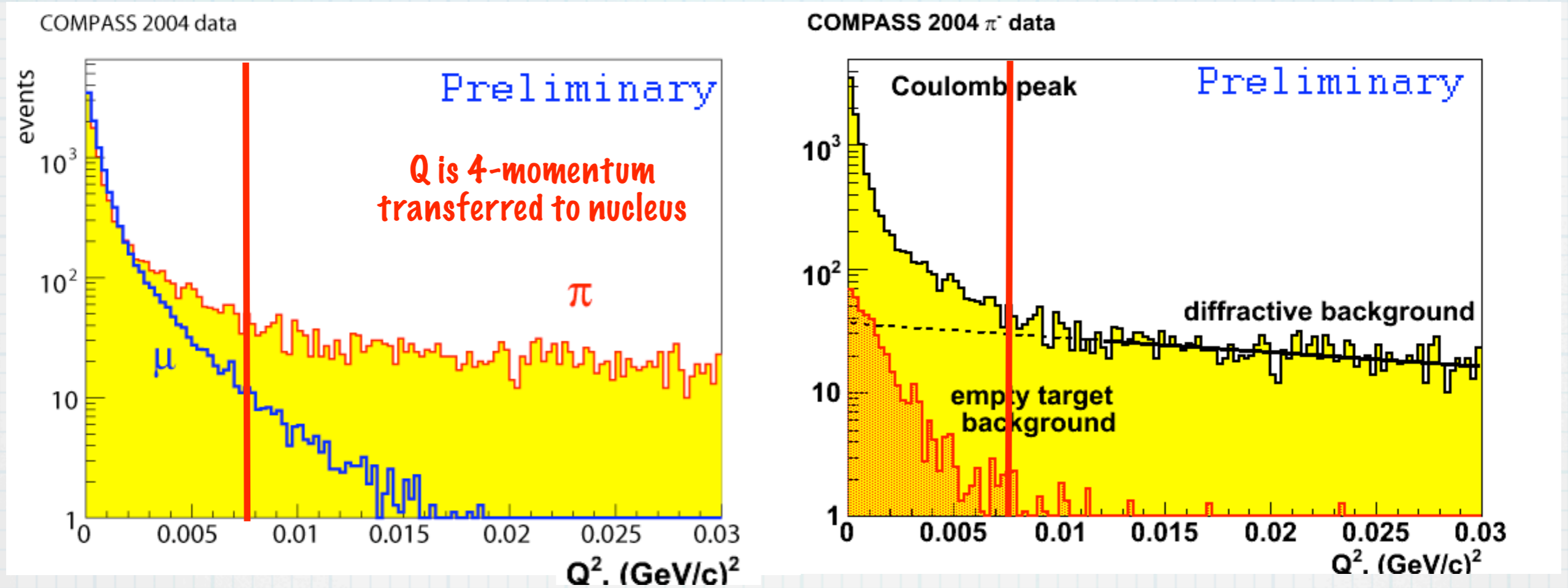
- $\pi + \gamma$  in the final state
- primary vertex near the nominal target position
- invariant mass  $M_{\pi\gamma} < 3.75 M_\pi$
- $|E_\gamma + P_\pi - P_{beam}| < 25 \text{ GeV}$
- $P_t > 45 \text{ MeV}/c$
- $0.5 < \omega < 0.9$
- $q < 7.5 \times 10^{-3} (\text{GeV}/c)^2$

*Since muon is the point like particle we use  
Primakoff statistics collected with muon beam as  
a reference.*

**$\approx 3$  full days  
of data taking**



# Primakoff and background processes

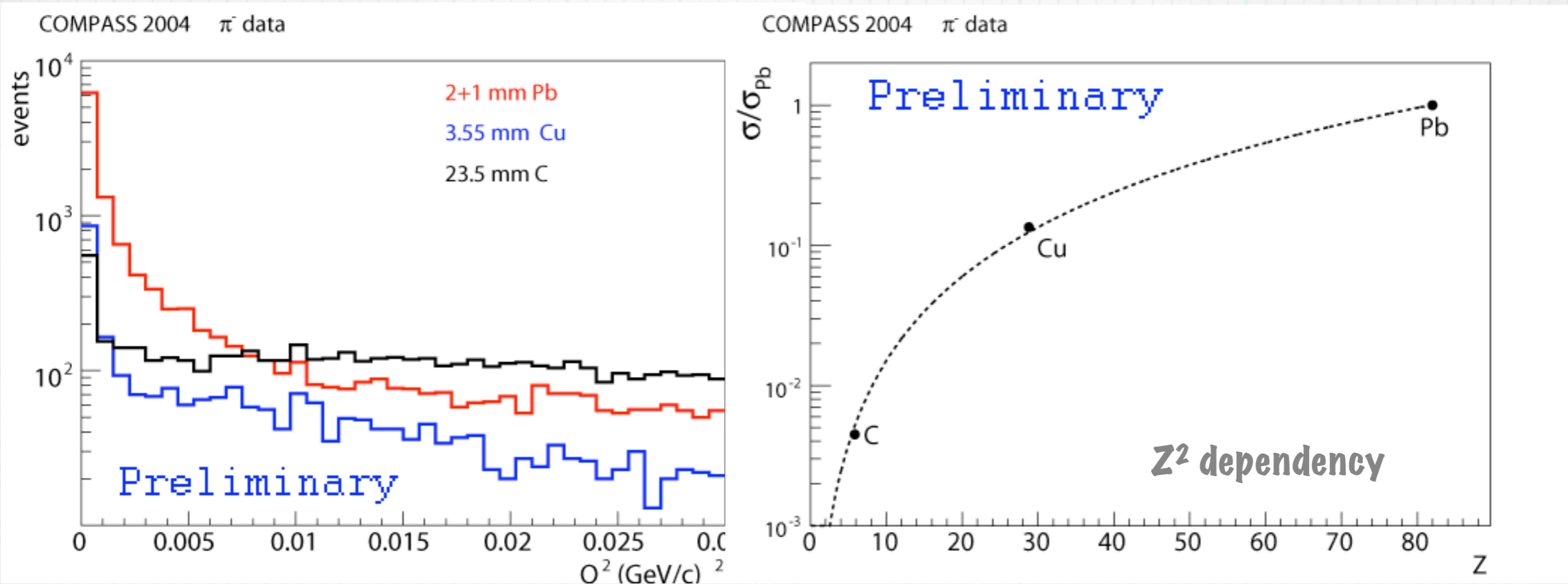


- 1)  $\pi^- \rightarrow \pi^- + \gamma$  *diffractive* → can be subtracted
- 2)  $K^- \rightarrow \pi^- + \pi^0 \rightarrow \pi^- + \gamma + \gamma$  ( $\sim 4\%$  of kaons in the beam) → can be subtracted
- 3)  $\mu^- \rightarrow \mu^- + \gamma$  ( $\sim 3\%$  of muons in hadron beam) →  $\sigma_{\text{sys}}$
- 4)  $e^- \rightarrow e^- + \gamma$  ( $\sim 0.1\%$  of electrons in hadron beam) suppressed by  $P_{\text{t}}$ -cut
- 5)  $\pi^- \rightarrow \rho^- \rightarrow \pi^- + \pi^0 \rightarrow \pi^- + \gamma + \gamma$  suppressed by  $M_{\pi\gamma}$ -cut

# Primakoff scattering for different targets

$Q^2$ -distribution for different target materials

Z-dependency of the Primakoff cross section

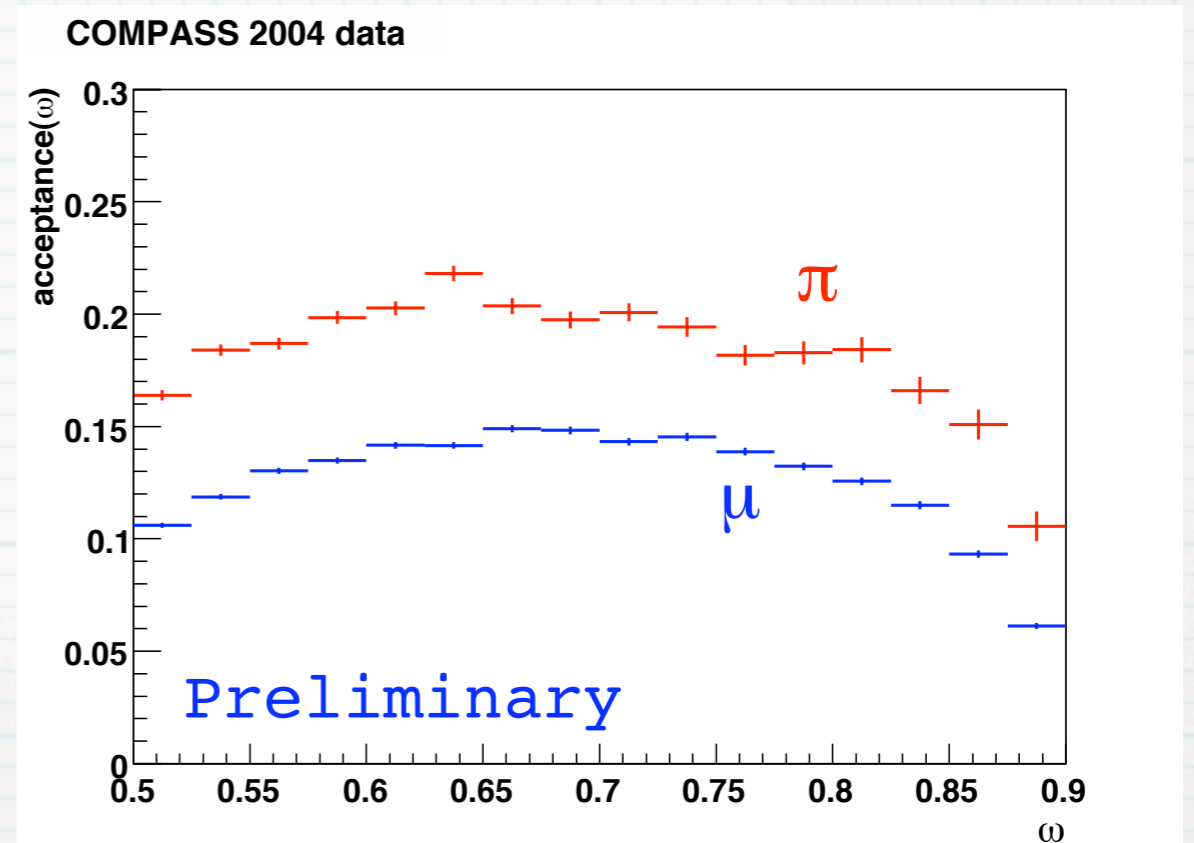


Strong dependency of Primakoff signal ( $Q=0$ ) to diffractive background ( $Q \gg 0.01$ ) ratio on the target material

Good agreement with  $Z^2$ -dependency for the Primakoff cross section in the wide  $Z$  range

# Monte Carlo simulation

- \* POLARIS generator for Primakoff  $\pi\gamma$  and  $\mu\gamma$  events (based on the Born approximation for the Primakoff cross sections)
- \* COMPASS setup simulation based on GEANT3



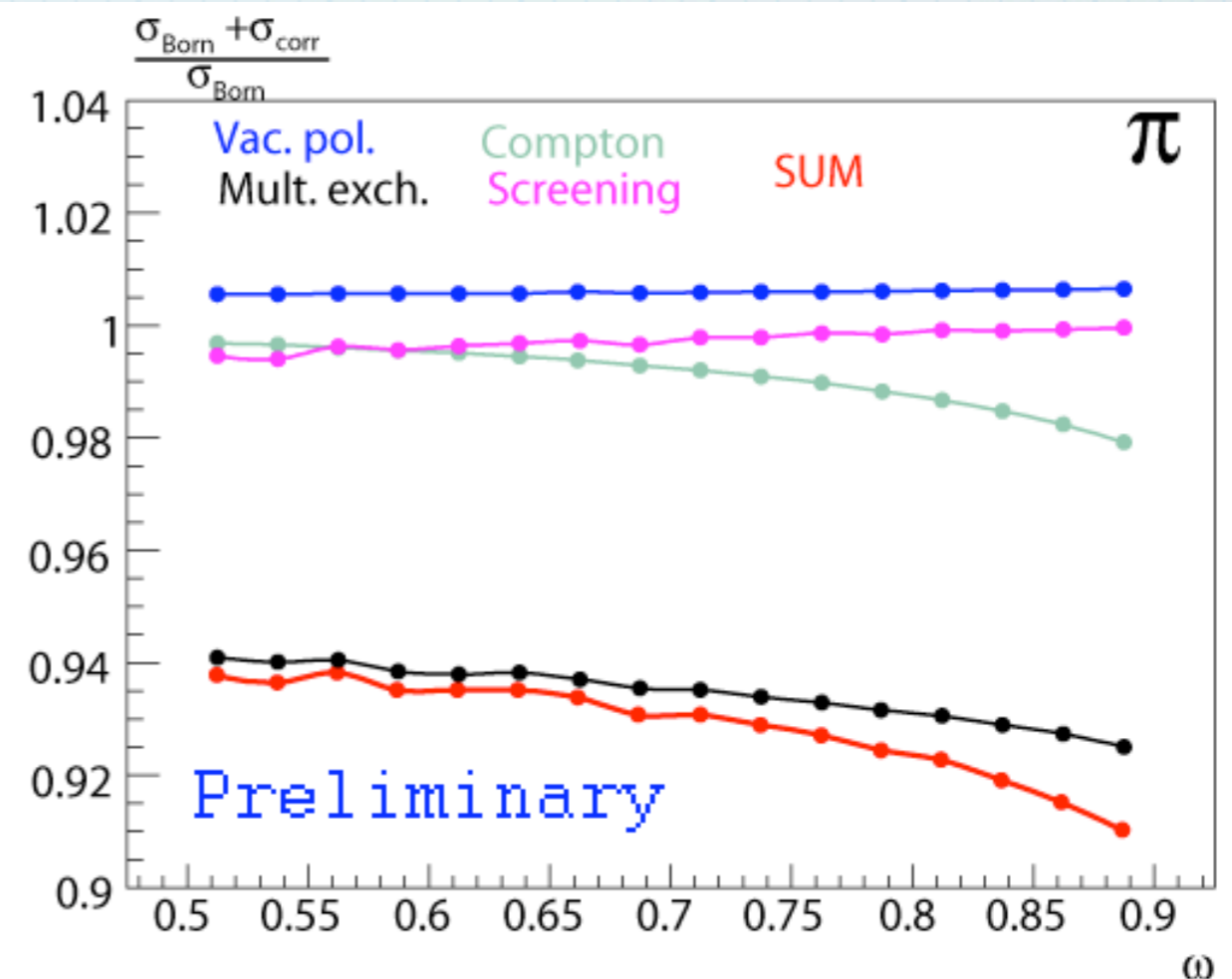
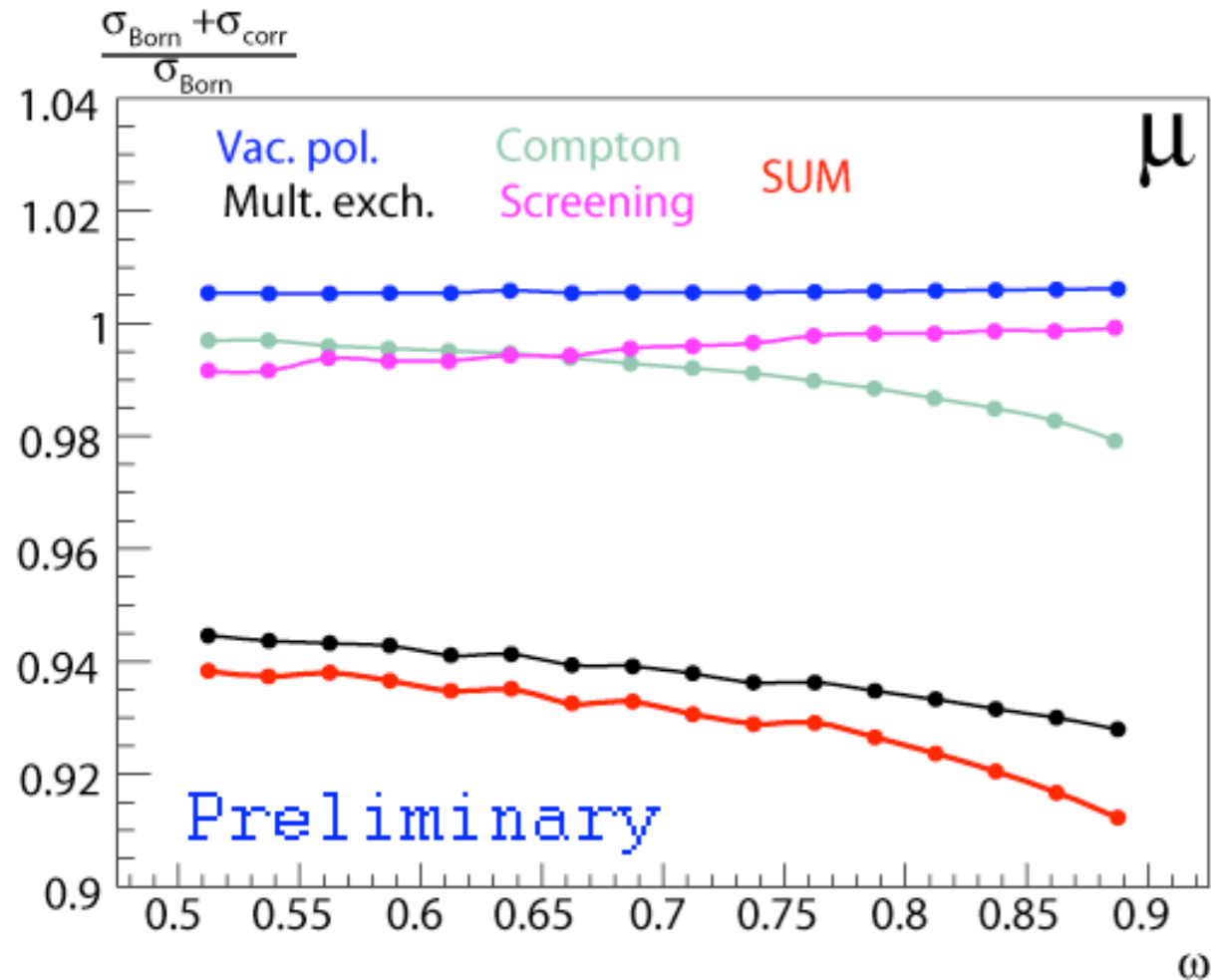
Acceptance of the COMPASS setup for Primakoff events

The acceptance behavior is similar for pion and muon events. This fact proves our choice of muon events as reference.

# Radiative corrections

- \* Vacuum polarization
- \* Compton vertex
- \* Multiple photon exchange
- \* Screening by atomic electrons

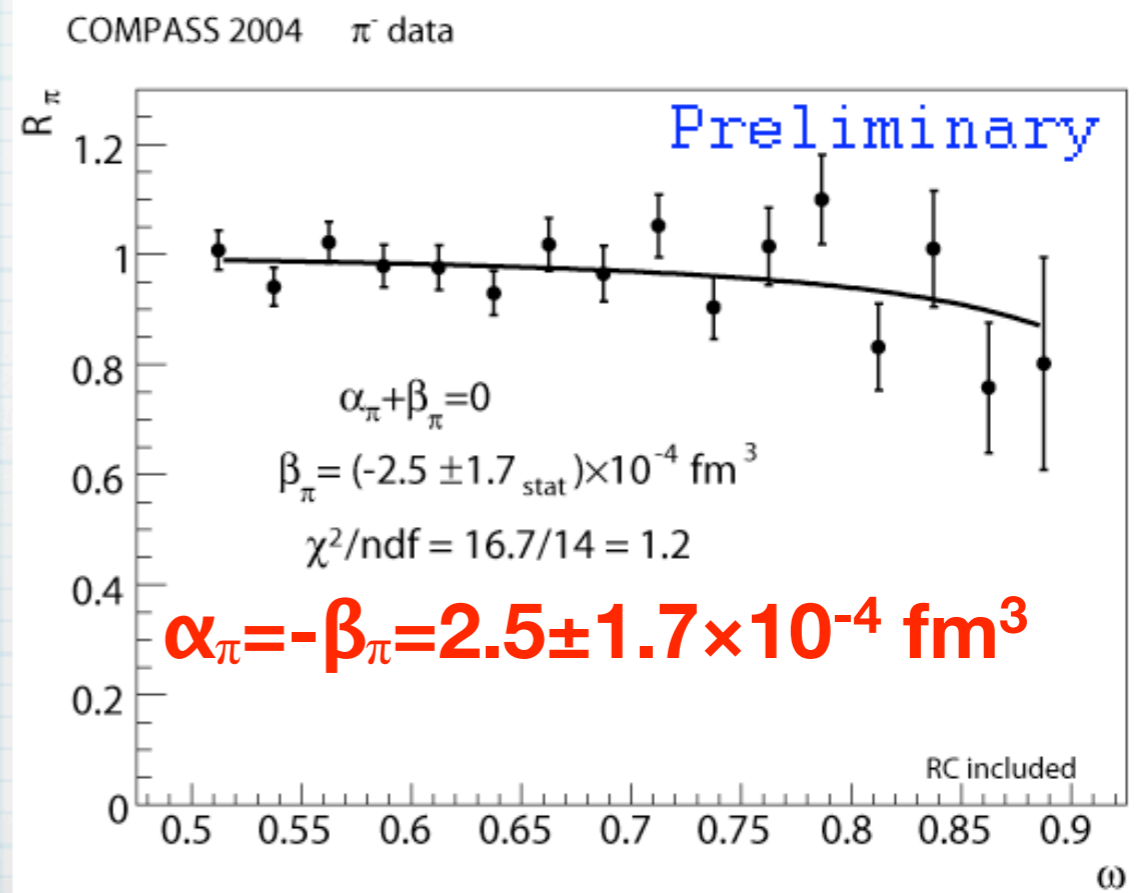
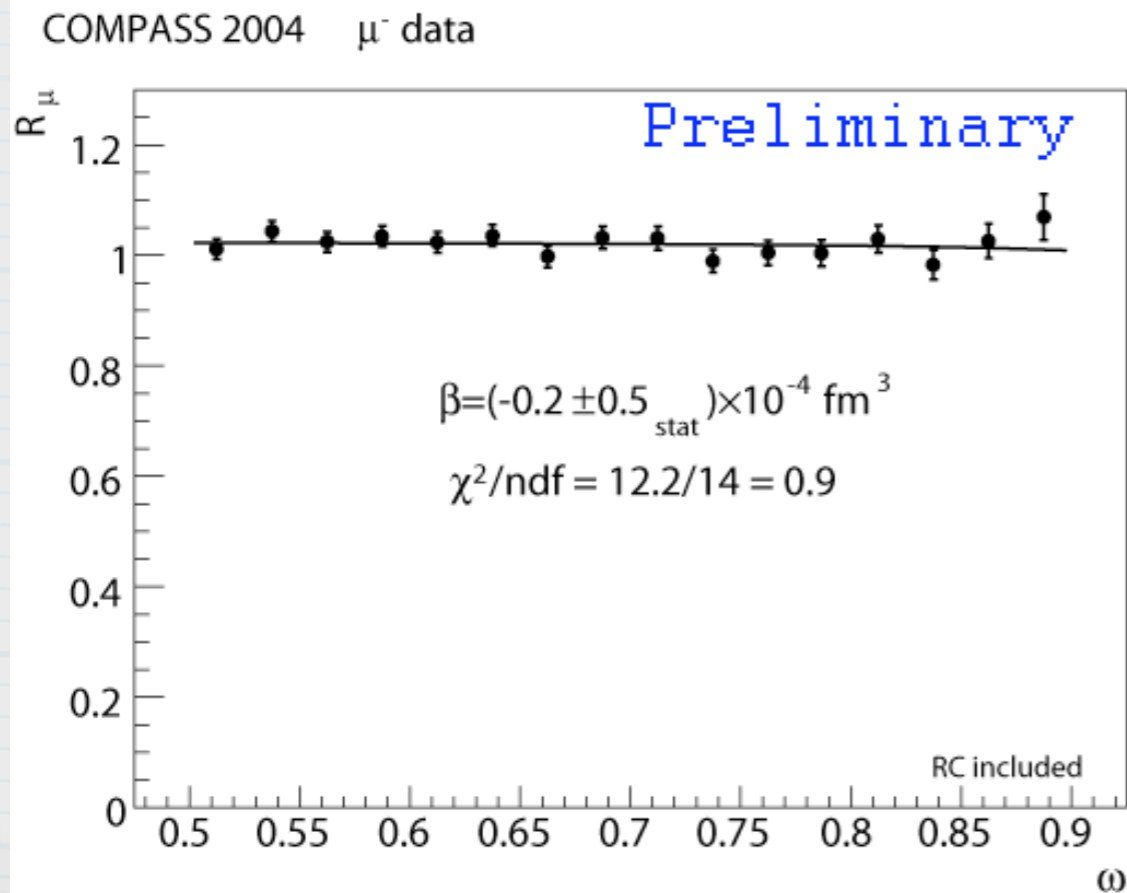
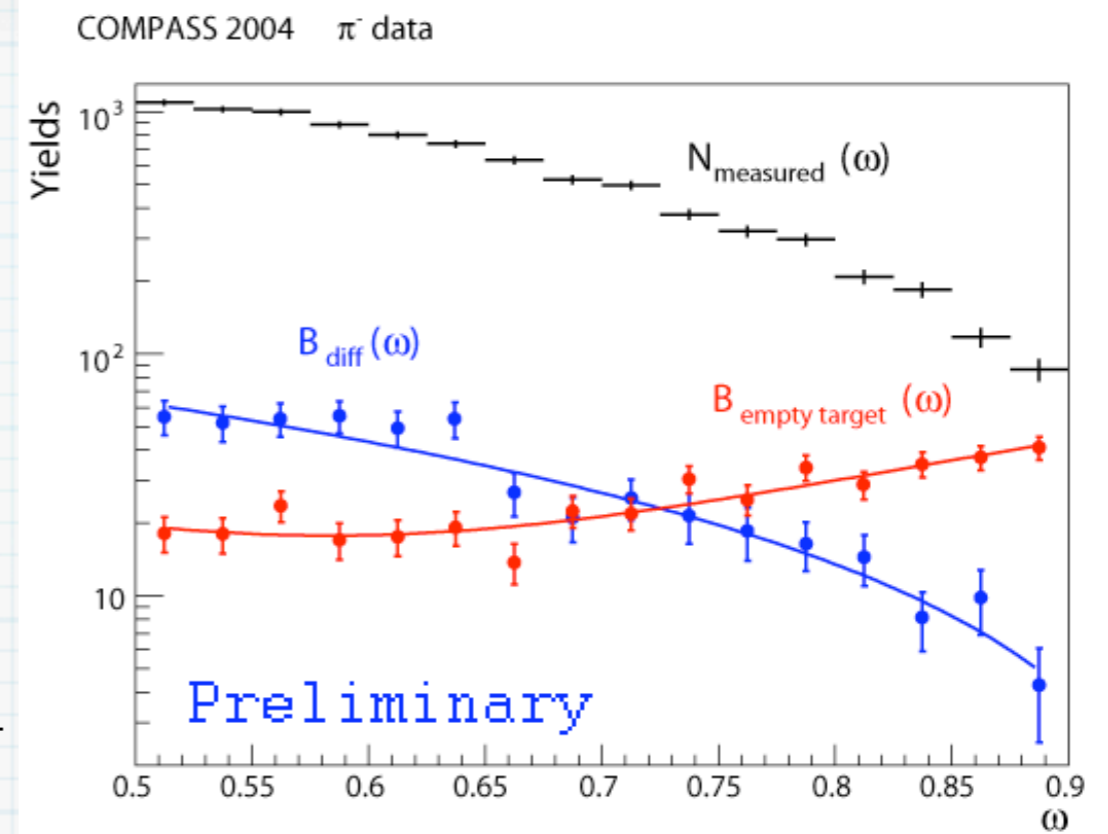
In spite of the significant corrections to the Born cross section (6-9%) the correction for pion polarizabilities is not too big:  $0.6 \times 10^{-4} \text{ fm}^3$



# COMPASS results

$$R_\mu = \frac{\sigma_{\mu \text{ measured}}(\omega)}{\sigma_{\mu \text{ theor}}(\omega)} = \frac{N_{\mu \text{ measured}}}{A_\mu(\omega) \times \sigma_{\mu \text{ theor}}(\omega)}$$

$$R_\pi = \frac{\sigma_{\pi \text{ measured}}(\omega)}{\sigma_{p.l.\pi \text{ theor}}(\omega)} = \frac{N_{\pi \text{ measured}} - B_{diff}(\omega) - B_{empty \ target}(\omega)}{A_\pi(\omega) \times \sigma_{p.l.\pi \text{ theor}}(\omega)}$$



# Estimations for systematic error

	Error, $10^{-4} \text{ fm}^3$
Setup description in MC	$\pm 0.5$
Diffractive and empty target backgrounds subtraction	$\pm 0.3$
Muon background	$+0.2$
Electron background	$< +0.1$
<b><i>SYSTEMATIC TOTAL</i></b>	<b><math>\pm 0.6</math></b>

$$\alpha_{\pi} = -\beta_{\pi} = (2.5 \pm 1.7_{\text{stat}} \pm 0.6_{\text{syst}}) \times 10^{-4} \text{ fm}^3$$

# Experimental results for $\alpha_\pi$ and $\beta_\pi$ (with COMPASS result)

$10^{-4} \text{ fm}^3$

$\pi^- + A \rightarrow \pi^- + A + \gamma$  process

**COMPASS**

$$\alpha_\pi = 2.5 \pm 1.7_{\text{stat}} \pm 0.6_{\text{syst}} \quad (\text{for } \alpha_\pi + \beta_\pi = 0)$$

**SIGMA-AYAKS (Protvino)**

$$\alpha_\pi = 6.9 \pm 1.4_{\text{stat}} \pm 1.2_{\text{syst}} \quad (\text{for } \alpha_\pi + \beta_\pi = 0)$$

$\gamma + p \rightarrow \gamma + \pi^+ + n$  process

**Lebedev**

$$\alpha_\pi = 20 \pm 12_{\text{stat}}$$

**A2 (MAMI)**

$$\alpha_\pi - \beta_\pi = 11.6 \pm 1.5_{\text{stat}} \pm 3.0_{\text{syst}} \pm 0.5_{\text{mod}}$$

$\gamma + \gamma \rightarrow \pi^+ + \pi^-$  process

**MARK II**

$$\alpha_\pi = 2.2 \pm 1.6_{\text{stat+syst}}$$

**PLUTO**

$$\alpha_\pi = 19.1 \pm 4.8_{\text{stat}} \pm 5.7_{\text{syst}}$$

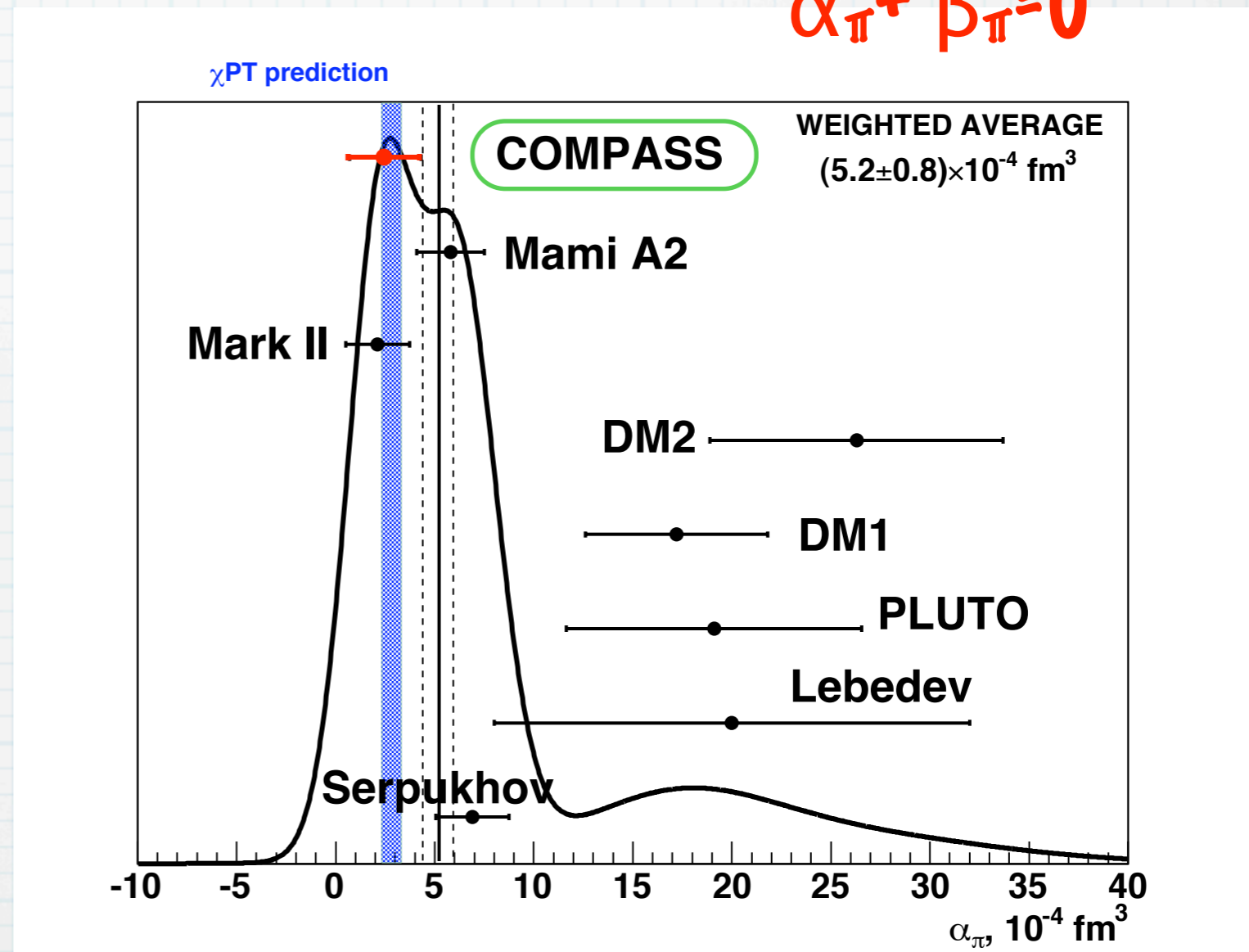
**DM1**

$$\alpha_\pi = 17.2 \pm 4.6_{\text{stat}}$$

**DM2**

$$\alpha_\pi = 26.3 \pm 7.4_{\text{stat}}$$

$\alpha_\pi + \beta_\pi = 0$



# SUMMARY

- \* Preliminary result of the measurement of pion polarizabilities at COMPASS under approximation  $\alpha_{\pi^+} = \beta_{\pi^+} = 0$  is  $\alpha_{\pi^-} = -\beta_{\pi^-} = (2.5 \pm 1.7_{\text{stat}} \pm 0.6_{\text{syst}}) \times 10^{-4} \text{ fm}^3$ .
- \* Current result demonstrates the great possibilities of COMPASS setup: present statistical uncertainty (achieved during about 3 days of data taking) is on the level of the most precise previous measurements. The systematic uncertainty is also not too big and mainly appointed by limited statistics with muon beam for MC setup description test.
- \* Current precision of polarizabilities measurement is not enough for test of the theoretical models. At COMPASS we plan to perform new data taking for Primakoff reaction for more precise measurement of  $\alpha_{\pi}$  and  $\beta_{\pi}$ .